METAL OXIDE FILM RESISTORS

MO (NON-FLAME TYPE)

ELECTRICAL SPECIFICATIONS

All measurements are taken at +25°C at 1 KHz and 65% relative humidity, unless otherwise stated.

FEATURE

- Excellent long-term stability and reliability!
- Meet MIL-R-22684B requirements!
- Extremely low for annual shift!
- Excellent flame retardant coating with "freon" resistant performance!
- Can produce high resistance value to replace wirewound resistor with lower cost!
- Tolerance available: ±5%, ±2%, ±1%
- Wattage available: 1/4W, 1/2W, 1W, 2W, 3W, 4W, 5W, 7W, 10W

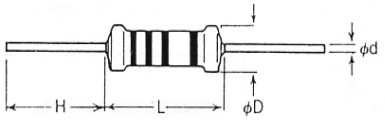

SPECIFICATIONS

TYPE	POWER RATING @70°C	DIMENSIONS (mm)				MAXIMUM WORKING VOLTAGE	MAXIMUM OVERLOAD VOLTAGE	RESISTANCE RANGE
		L	D	H	d			
MO - 25	1/4W	6.0±0.5	2.3±0.3	28±2	0.60±0.02	250V	500V	* STANDARD 0.5Ω - 100KΩ
MO - 50	1/2W	9.0±0.5	3.2±0.5	28±2	0.60±0.02	350V	700V	
MO - 100S	1WS	9.0±0.5	3.2±0.5	28±2	0.60±0.02	350V	700V	* SPECIAL low to 0.1Ω High to 1MegΩ
MO - 100	1W	11 ±1.0	4.0±0.5	35±3	0.80±0.02	350V	700V	
MO - 200S	2WS	11 ±1.0	4.0±0.5	35±3	0.80±0.02	350V	700V	
MO - 200	2W	15 ±1.0	5.0±0.5	35±3	0.80±0.02	350V	700V	
MO - 300S	3WS	15 ±1.0	5.0±0.5	35±3	0.80±0.02	500V	800V	
MO - 300	3W	17 ±1.0	6.0±0.5	35±3	0.80±0.02	500V	800V	
MO - 300B	3WB	24 ±1.0	8.0±1.0	35±3	0.80±0.02	500V	800V	
MO - 400	4W	24 ±1.0	8.0±1.0	35±3	0.80±0.02	500V	800V	
MO - 500	5W	24 ±1.0	8.0±1.0	35±3	0.80±0.02	750V	1000V	
MO - 700	7W	31 ±1.0	8.0±1.0	35±3	0.80±0.02	750V	1000V	
MO - 700B	7W	54 ±1.0	8.0±1.0	35±3	0.80±0.02	750V	1000V	
MO - 1000	10W	54 ±1.0	8.0±1.0	35±3	0.80±0.02	750V	1000V	

CURRENT NOISE

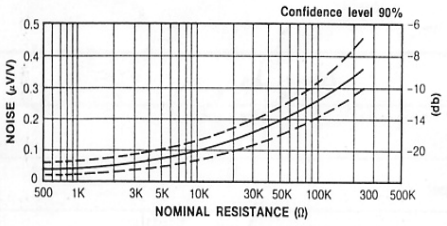

CHARACTERISTIC

Temperature Coefficient	±100 PPM Typ, ±200 Max
Insulation Resistance	10,000 MΩ Min.
Load Life (1,000 hours)	<1% Typ, ±3% Max
Short-time Overload	±0.5% Max
Temperature Cycling	±0.5% Max
Moisture Resistance	±1.0% Max
Shock and Vibration	±0.2% Max
Effect of Soldering	±0.5% Max
Voltage Coefficient	001%/V
Current Noise	<.1μV/V

DERATING CURVE

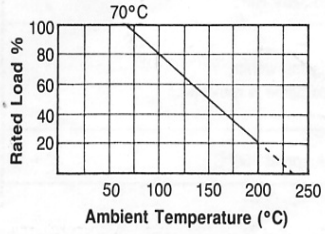
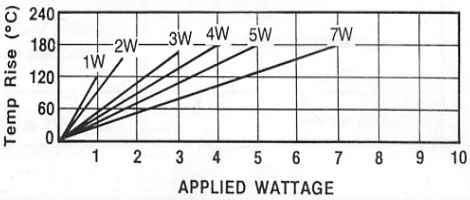
TEMPERATURE RISE