SHINDENGEN

General Purpose Rectifiers

DIL Bridges

S1WB(A)60B

600V 1A

FEATURES

- High IFSM
- Applicable to Automatic Insertion

APPLICATION

- Switching power supply
- Home Appliances, Office Equipment
- Telecommunication, Factory Automation

OUTLINE DIMENSIONS

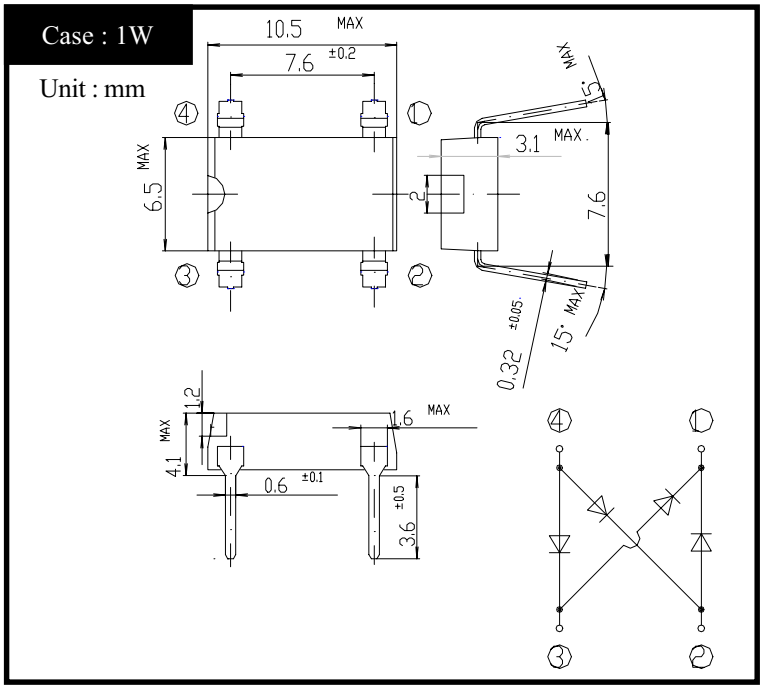

RATINGS

●Absolute Maximum Ratings (If not specified Tl=25℃)

Item	Symbol	Conditions	Ratings	Unit
Storage Temperature	Tstg		-40～150	℃
Operating Junction Temperature	Tj		150	℃
Maximum Reverse Voltage	V_{RM}		600	V
Average Rectified Forward Current	I_O	50Hz sine wave, R-load, Ta=25℃	1	A
Peak Surge Forward Current	I_{FSM}	50Hz sine wave, Non-repetitive 1 cycle peak value, Tj=25℃	50	A
Current Squared Time	I^2t	1ms≦t＜10ms Tj=25℃	16	A^2s

●Electrical Characteristics (If not specified Tl=25℃)

Item	Symbol	Conditions	Ratings	Unit
Forward Voltage	V_F	I_F=0.5A, Pulse measurement, Rating of per diode	Max.1.0	V
Reverse Current	I_R	V_R=V_{RM}, Pulse measurement, Rating of per diode	Max.10	μA
Thermal Resistance	θjl	junction to lead	Max.10	℃/W
	θja	junction to ambient	Max.65	

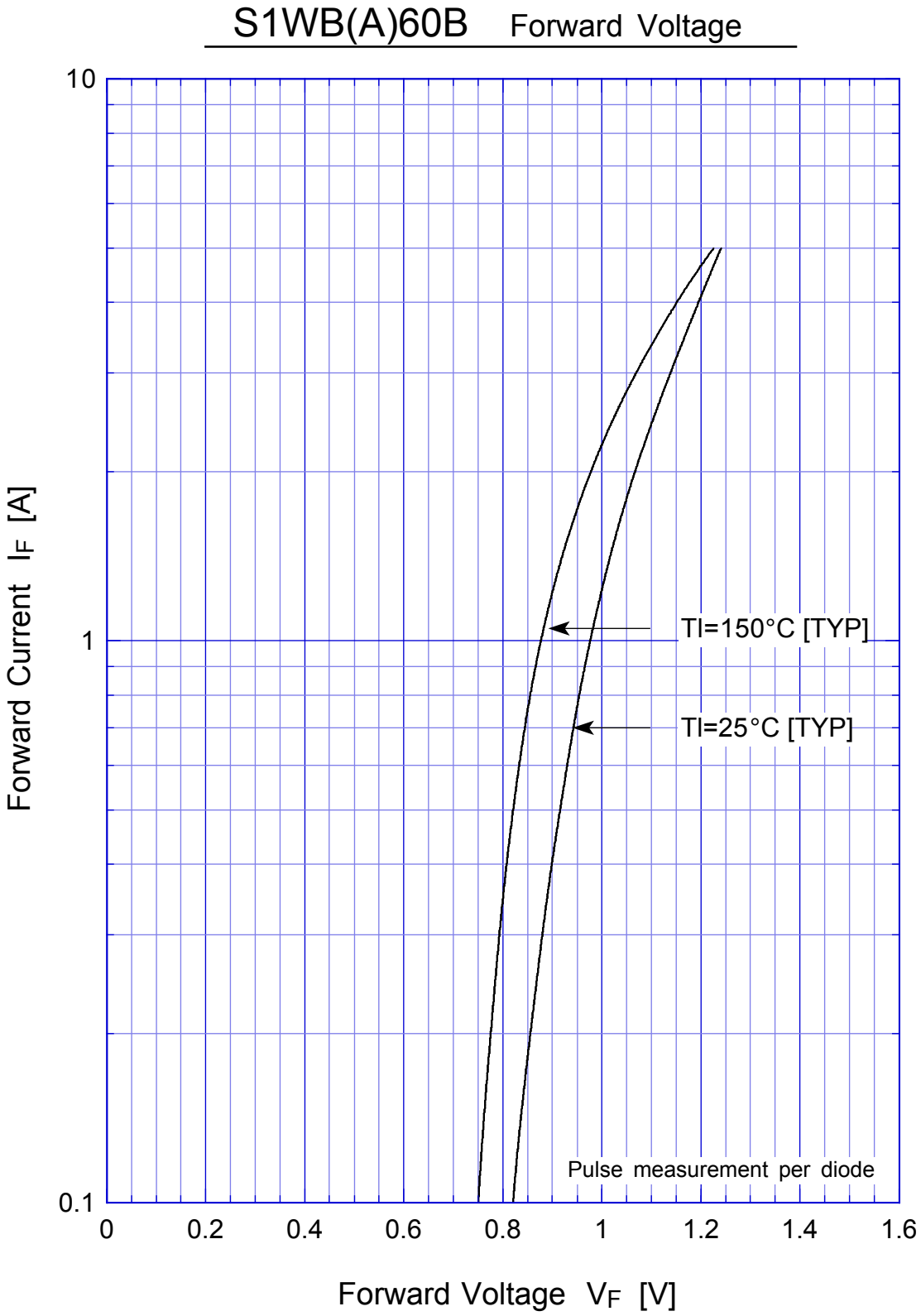
S1WB(A)60B Forward Voltage
10
1
0.1
0
0.2
0.4
0.6
0.8
1
1.2
1.4
1.6
Forward Current IF [A]
Forward Voltage VF [V]
Tl=150°C [TYP]
Tl=25°C [TYP]
Pulse measurement per diode

S1WB(A)60B Forward Power Dissipation

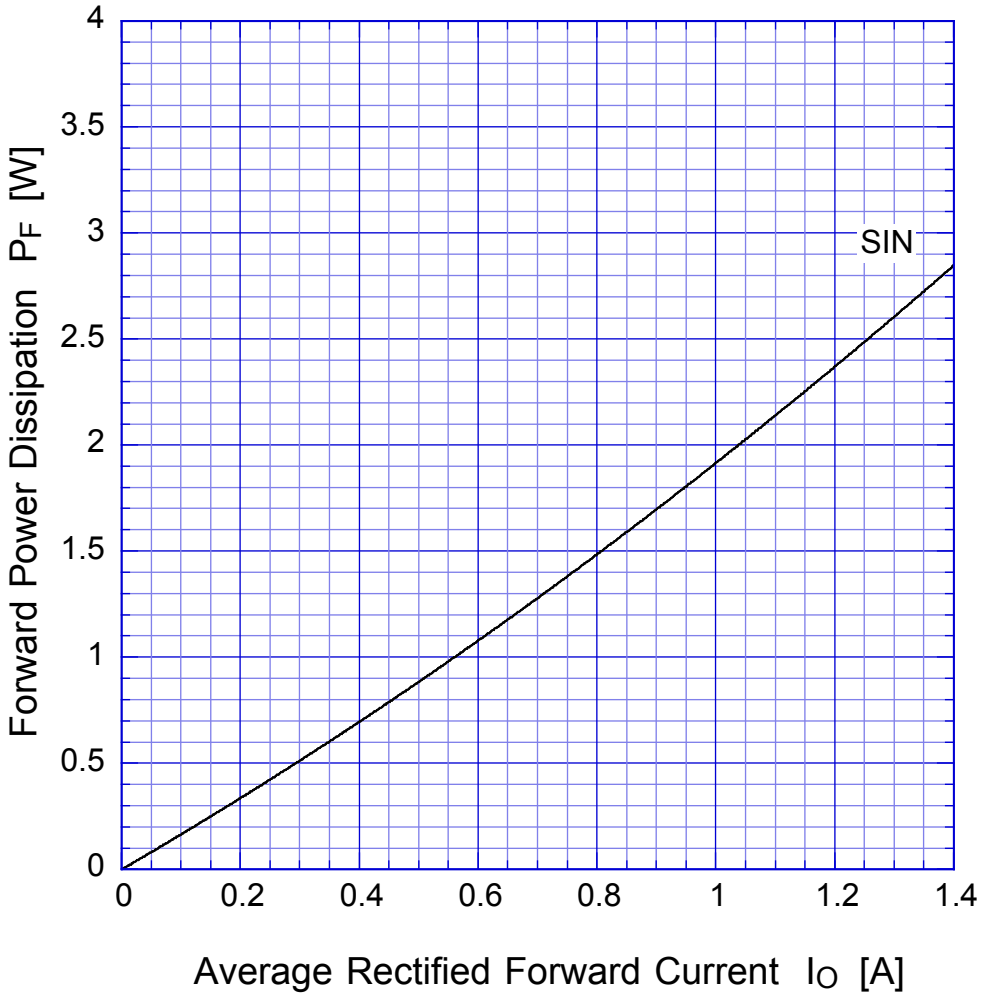

Tj = 150°C
Sine wave

S1WB(A)60B Derating Curve

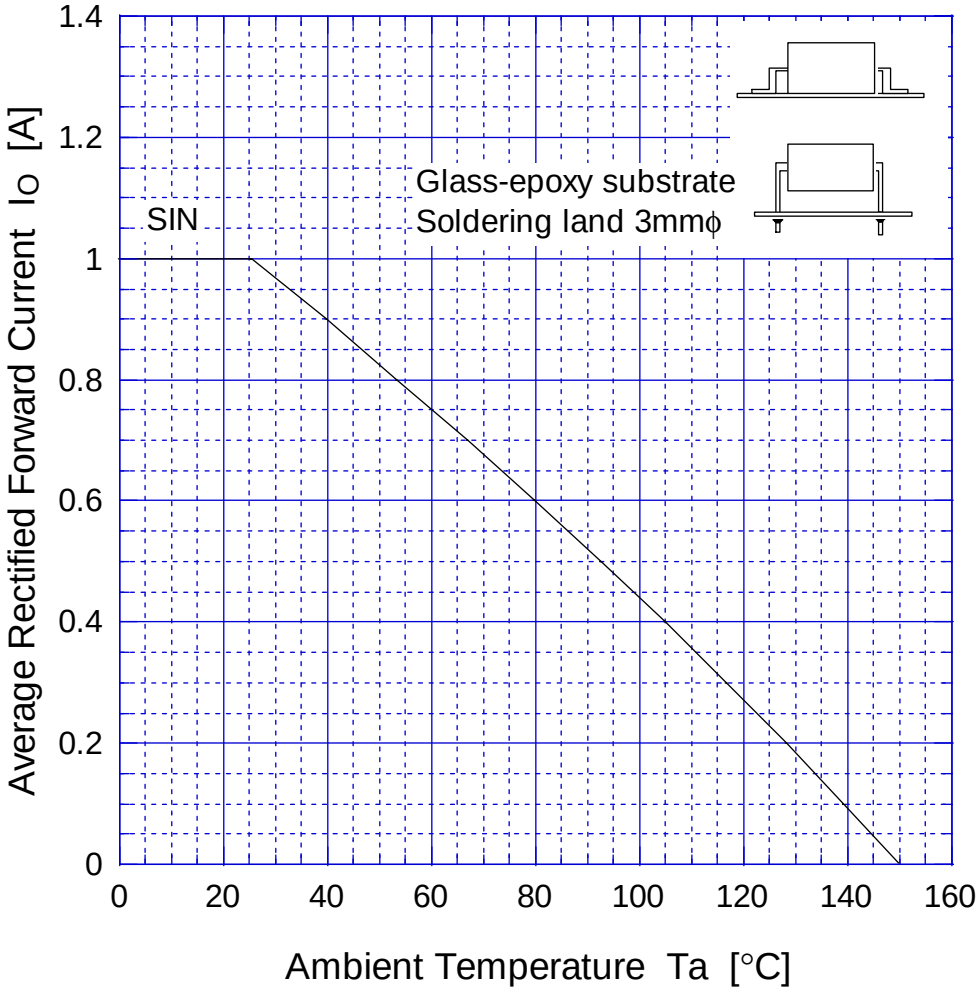

$V_R = V_{RM}$
Sine wave
R-load
Free in air

S1WB(A)60B Peak Surge Forward Capability