

TEBM65C20F-8 Balanced Mode Radiator



Features

- Full range: 60Hz – 20kHz
- Extremely wide directivity; 180°
- Nominal Impedance: 8 Ω
- Diameter: 108mm (max OD)
- Depth: 57mm
- Mass: 685g

Applications

- Home theatre systems
- Wireless speakers
- Sound bars
- Hi-Fi systems

Parameters

Parameter	Description	min	typ	max	Units
R_e	DC resistance	-10%	7.1	+10%	Ohms
L_e	Inductance (@ 10kHz)	-10%	0.05	+10%	mH
BL	Force factor	-10%	4.8	+10%	Tm
f_s	Resonant frequency	-20%	104	+20%	Hz
SPL	Sound Pressure Level @ 1W, 1m	79	81	82	dB
dDrv	Voice coil diameter	-	25.4	-	mm
M_{ms}	Moving mass	-10%	5.6	+10%	g
C_{ms}	Compliance	-12%	0.42	+12%	mmN ⁻¹
R_{ms}	Suspension Loss	-15%	0.55	-15%	Nsm ⁻¹
$X_{mech\ max}$	Maximum coil excursion (p-p)	-	10.0	-	mm
Sd	Effective piston area	-	37.2	-	cm ²
V_{AS}	Equivalent volume	-	1.01	-	L
Q_{ms}	Mechanical quality factor	-15%	6.65	+15%	
Q_{es}	Electrical quality factor	-15%	1.11	+15%	
Q_{ts}	Total quality factor	-20%	0.95	+20%	

Description

The TEBM65C20F-8 Balanced-Mode Radiator (BMR) is an audio drive unit with an extended frequency response and wide directivity compared with a conventional drive unit. It combines the benefits of Tectonic bending-wave technology and pistonic modes of operation. It is ideally suited for compact audio applications that require a full-range, high performance acoustic solution. It features an advanced ferrite motor system for low cost.

A 4ohm version is also available.

Operating conditions

Condition	Value
Power handling (continuous, weighted pink noise)	30W
Burst power handling (weighted pink noise)	>60W
Operating temperature range	-20 to 55° C
Audio frequency range	60Hz to 20kHz

Measured Response – on axis SPL

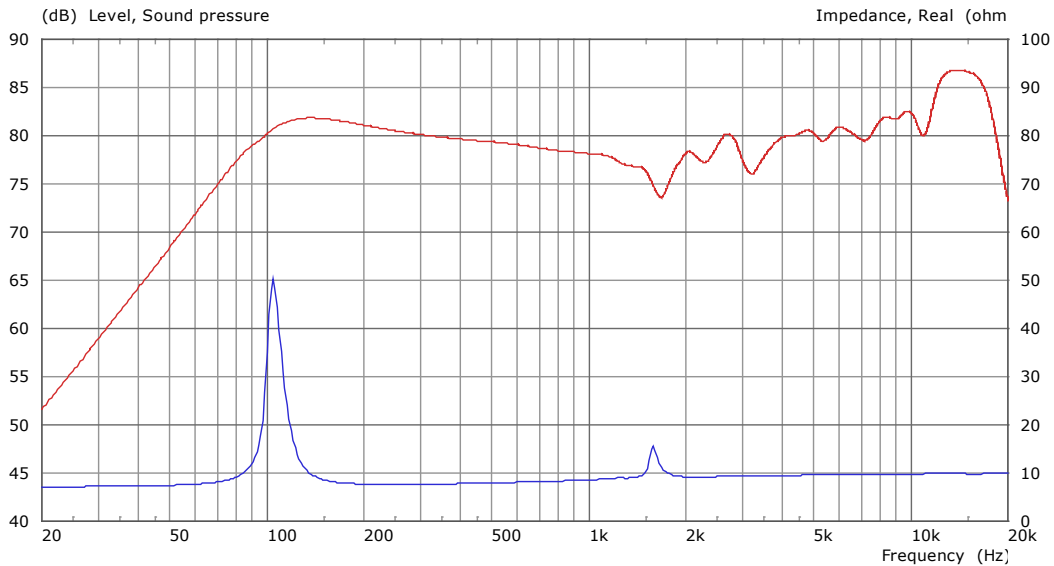


Figure 1: Red: on-axis SPL at 1W/1m (1/3-octave smoothed/spliced anechoic measurement) Blue: Impedance

Measured Response – adjusted power response over frontal hemisphere

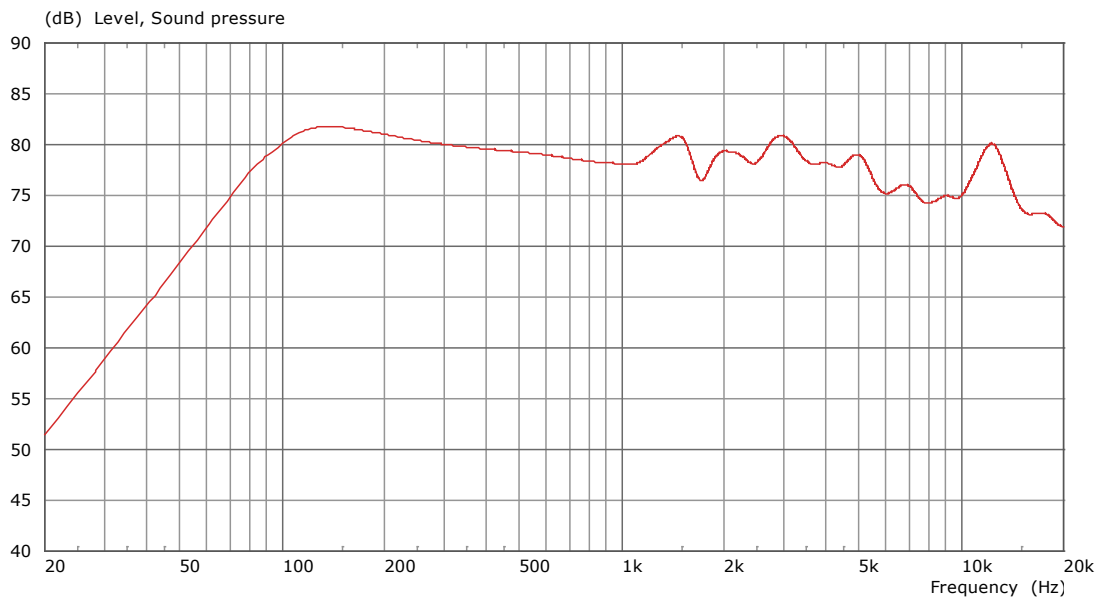


Figure 2: Power Response calculated across -90 -> +90 degrees, 1W/1m, (1/3-octave smoothed/spliced, -11 dB)

Outline Drawing

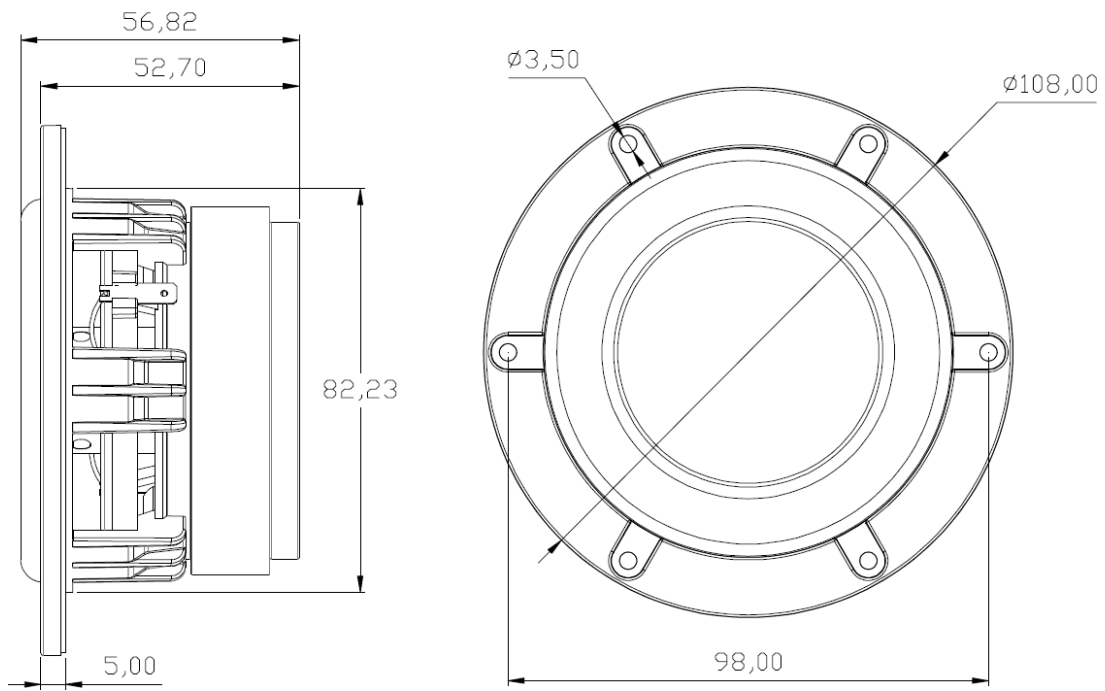


Figure 3: Nominal dimensions

Disclaimer: The information in this Data Sheet is subject to change without notification.
Please see tectonicaudiolabs.com for Terms and Conditions of Sale