



INSTALLATION AND OPERATION MANUAL

Voice Line VL8

COLUMN LINE ARRAY SPEAKER

IMPORTANT SAFETY INFORMATION

1. Read these instructions.
2. Keep these instructions.
3. Heed all warnings.
4. Follow all instructions.
5. Do not use this apparatus near water.
6. Clean only with dry cloth.
7. Do not block any ventilation openings. Install in accordance with the manufacturer's instructions.
8. Do not install near any heat sources such as radiators, heat registers, stoves, or other apparatus (including amplifiers) that produce heat.
9. Only use attachments/accessories specified by the manufacturer.
10. Use only with the cart, stand, tripod, bracket, or table specified by the manufacturer, or sold with the apparatus. When a cart is used, use caution when moving the cart/apparatus combination to avoid injury from tip-over.
11. Refer all servicing to qualified service personnel. Servicing is required when the apparatus has been damaged in any way, such as power-supply cord or plug is damaged, liquid has been spilled or objects have fallen into the apparatus, the apparatus has been exposed to rain or moisture, does not operate normally, or has been dropped.
12. This appliance shall not be exposed to dripping or splashing water and that no object filled with liquid such as vases shall be placed on the apparatus.
13. **WARNING:** To reduce the risk of fire or electric shock, do not expose this apparatus to rain or moisture.

PRÉCAUTIONS DURANT UTILISATION

1. Lisez ces instructions.
2. Tenez ces instructions.
3. Notez tous les avertissements.
4. Suivez toutes les avertissements.
5. N'utilisez pas ce produit près de l'eau (la piscine, la plage, le lac, etc.).
6. Nettoyez seulement avec une étoffe sèche.
7. Ne bloquez aucuns trous de ventilation. Installez en accord avec les instructions du manufacturier.
8. N'installez près aucunes sources de chaleur comme radiateurs, registres de chaleur, fours ou les autres équipements (y compris amplificateurs) qui produisent la chaleur.
9. Seulement utilisez attachements/accessoires spécifiés par le manufacturier.
10. Utilisez seulement avec un chariot, un stand, un trépied, un support ou une table indiquée par le manufacturier, ou vendue avec l'appareil. Quand un chariot est utilisé, faites attention en déplaçant la combinaison d'appareil/chariot pour éviter de se déséquilibrer.
11. Référez au personnel qualifié de service pour toutes réparations. La réparation est donnée quand le système a été endommagé à n'importe façon, par exemple un fil ou une fiche endommagé(e) de la source d'alimentation. Avoir été exposé à pluie ou humidité, n'opère pas normalement, ou avoir été tombé.
12. L'appareil ne doit pas être exposé aux écoulements ou aux éclaboussures et aucun objet ne contenant de liquide, tel qu'un vase, ne doit être placé sur l'objet.
13. **AVERTISSEMENT:** Pour éviter le risque d'incendie ou de chocs électriques, ne pas exposer cet appareil à la pluie ou à l'humidité.



VOICE LINE VL8

The Voice Line VL8 is a unique professional column line array loudspeaker providing high fidelity sound reinforcement with a wide cylindrical wave pattern.

A true line array source, it performs remarkably in venues with poor acoustics and dramatically reduces unwanted feedback during live performances.

The Voice Line VL8 was designed to perform to strict acoustic parameters. Critical in the design is the high frequency waveguide. Typical column line arrays entrust the high frequency reproduction to the cone drivers. While this fulfils the SPL requirement, it almost always fails to meet the necessary frequency extension required to generate cylindrical waves at high frequencies.

The innovative waveguide utilises 8 identical 1" custom tweeters coupled to a fibre reinforced waveguide which, in conjunction with the robust 3" mid-range drivers, produces impressive frequency bandwidth and true cylindrical waves. What this means is that for every doubling of distance, the sound pressure level drops by just 3dB, not 6dB as with conventional speaker systems. This ensures uniform coverage in the horizontal span of 110°.

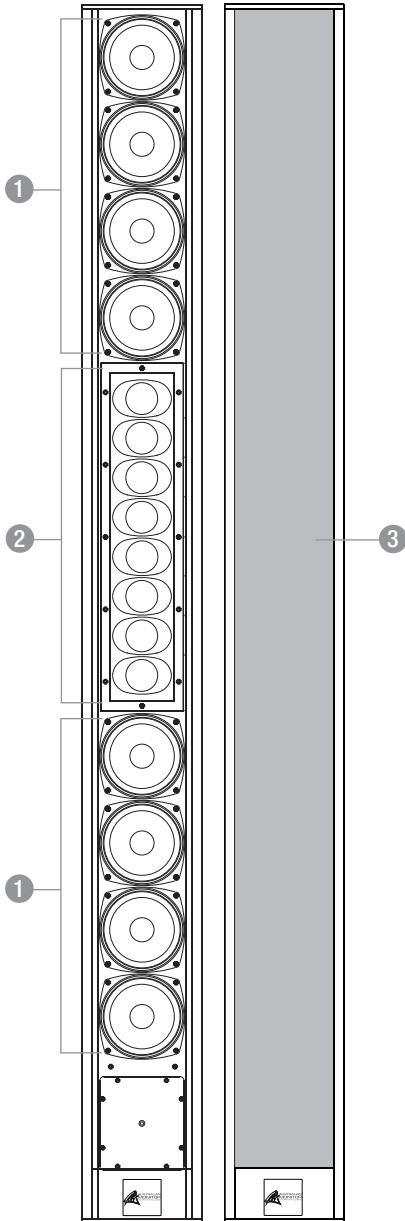
The Voice Line VL8 enclosure is fabricated from 5mm solid extruded aluminium with die-cast end caps. The rigidity provided ensures cabinet resonance is minimised and there are no spurious noises or unwanted colouration. The front grille blends with the slender aluminium enclosure providing an attractive architecturally pleasing result. Speaker colours include black (VL8B) or white (VL8W) and several mounting options are available including fixed, variable angle and pole mounted brackets.

The Voice Line VL8 provides both direct voice-coil and constant voltage operation via a rear panel selection switch.

INTRODUCTION	3
FRONT PANEL	4
REAR PANEL	5
ACCESSORIES & SPARE PARTS	6
MOUNTING	7
POLAR RESPONSE & CONNECTION	8
POWER TAPPINGS	9
DIMENSIONS	10
SPECIFICATIONS	11



FRONT PANEL



1 Full-range drivers

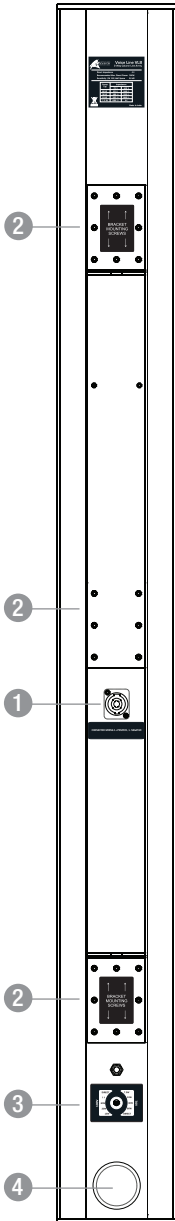
8 x 3" Polypropylene full range drivers

2 High Frequency Drivers

8 x 1" soft dome tweeters with built-in waveguides

3 Removable front grill

1.5mm thick perforated nylon, covered with acoustically transparent fabric



1 Speaker Input Connector

4 pole twist lock connector - direct 4 Ohm or 70 / 100 V Input

2 Mounting Points

Several mounting points are provided to attach the VL8 to the optional mounting bracket.

These thread points are M8 and require at least 15 mm of thread length (provided pre-fitted to speaker).

3 Power Tap Select Switch

This switch provides selection of the desired 70 / 100 V transformer tap or the 4 Ohm low impedance transformer bypass option.

4 Tuned Bass Port



ACCESSORIES & SPARE PARTS

Accessories

VL8BUB	Bracket U Black – Standard wall mounted U Bracket, fixed
VL8WUB	Bracket U White – Standard wall mounted U Bracket, fixed
VL8BAB	Bracket Angle Black – Wall bracket with adjustable angle capability
VL8WAB	Bracket Angle White – Wall bracket with adjustable angle capability
VL8BPB	Bracket Pole – adapter to fit most portable speaker stands

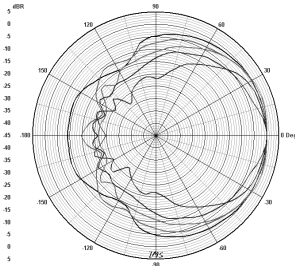
Spare Parts

VL8WOOF	Replacement Bass Driver
VL8TWEET	Replacement individual Tweeter
VL8ARRAY	Replacement Tweeter Array
VL8BG	Front Grill Black (with cloth)
VL8WG	Front Grill White (with cloth)
VL8TX	Transformer
VL8XOVER	Crossover Network
ATC6063	Right angle 4 pole twist connector

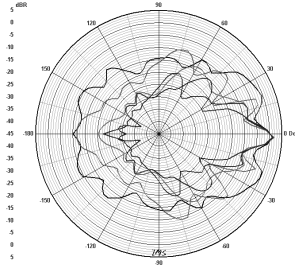


POLAR RESPONSE & CONNECTION

Polar Response (Ratio Vs. Angle)



Curve	Freq	BW	Q	DI
—	1.25K	109	1.9	2.8
—	3.55K	164	2.2	3.4
—	5.00K	127	2.8	4.5
—	7.817K	84	4.3	6.3
—	19.100K	84	4.3	6.3



Curve	Freq	BW	Q	DI
—	1.25K	15	24.8	13.9
—	3.55K	7	48.5	16.9
—	5.00K	7	48.5	16.9
—	7.817K	7	48.5	16.9
—	19.100K	11	23.8	15.2

Horizontal Polar Response

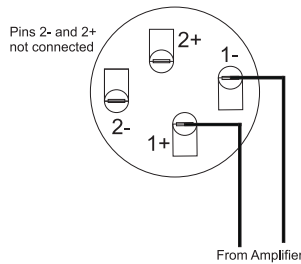
Vertical Polar Response

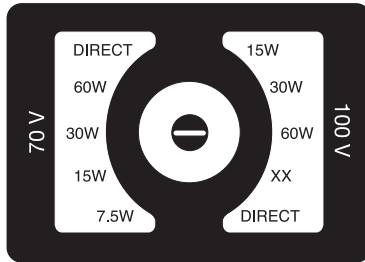
Connection

The VL8 Column Line Array speaker uses an industry standard male twist lock 4 pin speaker connection to access the 4 Ohm or 100 V / 70 V configurations.

The VL8 pin configuration adheres to the audio standard wiring convention, that is pin 1+ positive and pin 1- negative as shown below, viewed from the rear of the 4 pin female twist lock connector. Pins 2+ and 2- are not used.

A right angle female 4 pin twist connector is supplied with the speaker column to allow for neat mounting with the various wall mount bracket options.





A screw driver accessible selector switch is located at the rear of the loudspeaker for selection of either 4 Ohm operation (Direct) or the required power tap for 70 V and 100 V working.

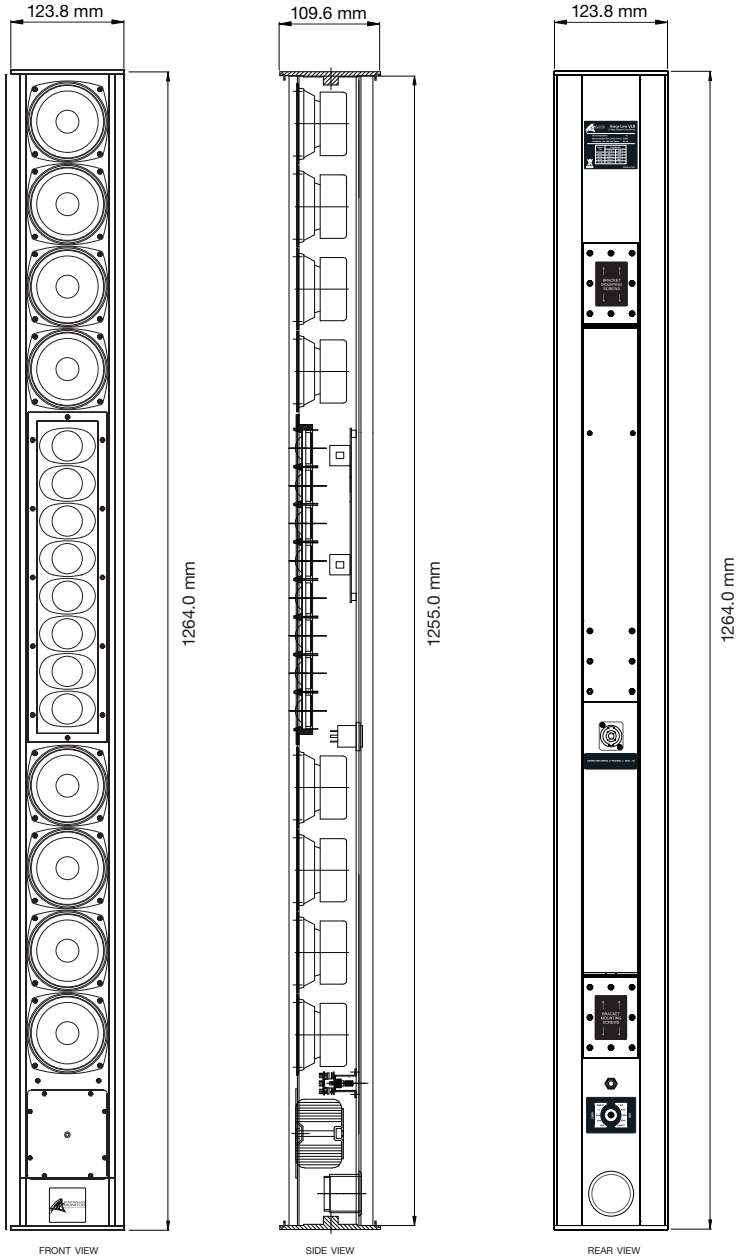
Preferred Impedance Chart

The table below indicates the the impedance option for the various power taps in both 70 V and 100 V working.

Power Tap	Impedance	
	70 V	100 V
60 W	83 Ω	166 Ω
30 W	166 Ω	333 Ω
15 W	333 Ω	666 Ω
7.5 W	666 Ω	NA



DIMENSIONS





Description	2 way column line array
Nominal Impedance (Switchable)	4 Ohms
Power Tappings (70 / 100 V)	7.5 W (70 V only), 15 W, 30 W, 60 W
Sensitivity (1 W / 1 M) half space	94 dB
Calculated Maximum SPL (Continuous, Peak)	119 dB, 125 dB
Crossover Frequency	1800 Hz
Frequency Response (± 1 dB)	180 Hz - 20 kHz
Frequency Range (-10 dB)	140 Hz - 25 kHz
Dispersion (H x V)	110° x 20°
Continuous Power Handling (IEA RS 426)	300 Watts
Connection	4 pole twist lock connector
Components	8 x 3" poly cone woofer 8 x 1" dome tweeter with waveguide
Net Dimensions (W x D x H)	125 x 110 x 1264 mm (4.9" x 4.3" x 49.8")
Shipping Dimensions (W x D x H)	174 x 174 x 1325 mm (6.9" x 6.9" x 52.1")
Net Weight	10.3 kg (22.7 lbs)
Shipping Weight	12.2 kg (26.8 lbs)
Optional Mounting Brackets	VL8BUB / VL8WUB, Wall mount U bracket VL8BAB / VL8WAB, Wall mount adjustable angle bracket VL8BPB, Pole mount bracket

