

Powertec Ultraband Grid Antenna, 600 to 6500 MHz

Model Number

VGR-6065-20.N2

Polarisation

SISO

Design Type

Grid Parabolic

RF Category

Cellular



The Powertec Ultraband Parabolic Grid Antenna is designed to provide maximum gain across the entire 3G, 4G, and 5G bands on all Australian networks. The patented one-of-a-kind design allows for very high gain and directionality on all frequencies between 600 MHz and 6500 MHz.

Ideal for areas with very low or noisy signal to maximise the input signal for cellular modems or Cel-Fi repeaters. Due to the narrow beamwidth, this antenna can also be used in areas where multiple cell sites are present and isolating a single tower is required. Two antennas can be pole mounted on the appropriate angles in a MIMO configuration to support high-speed data throughput.

An extraordinarily unique feature is the antenna's adjustable reverse-log feed which is moved along the parabolic grid's focal point to preference low, mid, or high frequency band operation. The grid is powder coated in an industrial grade flat grey finish to provide improved durability and environmental resistance, permitting a long service life.

This antenna is recommended for long range 3G, 4G, or 5G communication systems. Weighing 2.4 kg and with a low wind-load this antenna can safely be mounted at height with a simple supporting structure.

- Ruggedised construction for Australian conditions
- Powder coated cast aluminium reflector
- Ultra-wideband covering cellular bands from 600 to 6500 MHz
- Integrated N Female connector

Antenna Technical Data

PHYSICAL CHARACTERISTICS

Construction Material	Cast Aluminium	RF Connections	1
Radome Colour	Powder Coat	Environmental Rating	No Data
Dimensions	990 x 600 x 400 mm	Operating Temperature	-40 °C to 65 °C
Weight	2.4 kg	Mounting	Pole mount Ø 30-60 mm

ELECTRICAL SPECIFICATIONS

Input Impedance	50 Ω	Input Connector	N
Polarisation	Vertical (V)	Input Connector Gender	Female
Max. Input Power	100 W	Cable Series	-
PIM, 3rd Order	-	Cable Length	-

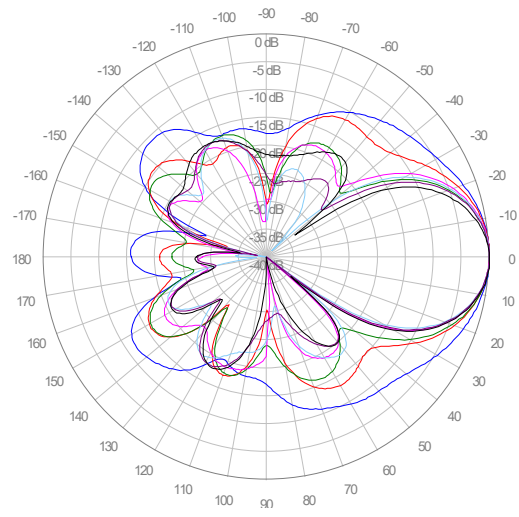
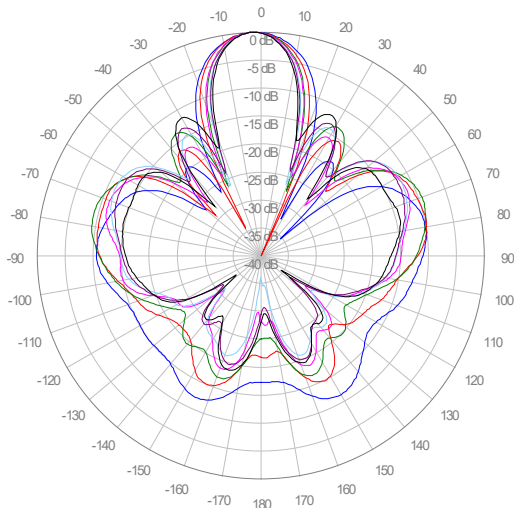
MECHANICAL SPECIFICATIONS

FREQUENCY RANGE	PEAK GAIN	VSWR	AZ.	EL.	F/B RATIO	INTER-PORT	XPI
600 to 698 MHz	8.5 dBi	< 2.4:1	24°	45°	> 11 dB	-	-
698 to 803 MHz	11.8 dBi	< 2.4:1	22°	35°	> 15 dB	-	-
803 to 890 MHz	13.1 dBi	< 2.1:1	19°	30°	> 18 dB	-	-
890 to 960 MHz	14.3 dBi	< 2.1:1	18°	29°	> 18 dB	-	-
1695 to 2200 MHz	20.2 dBi	< 1.6:1	9°	15°	> 24 dB	-	-
2300 to 2700 MHz	22.5 dBi	< 2.3:1	8°	10°	> 20 dB	-	-
3300 to 3800 MHz	23.2 dBi	< 1.9:1	9°	8°	> 15 dB	-	-
5125 to 5875 MHz	20.2 dBi	< 2.8:1	13°	6°	> 4 dB	-	-

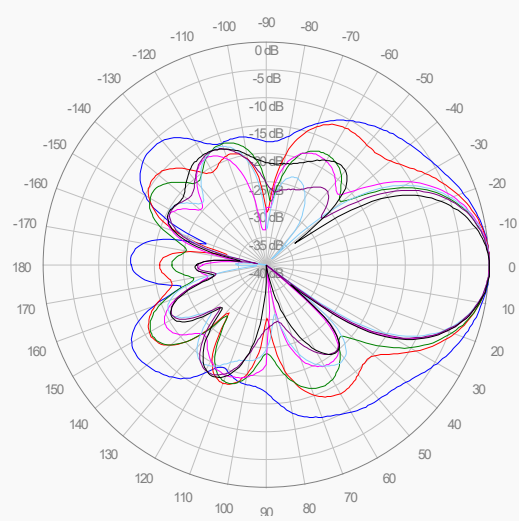
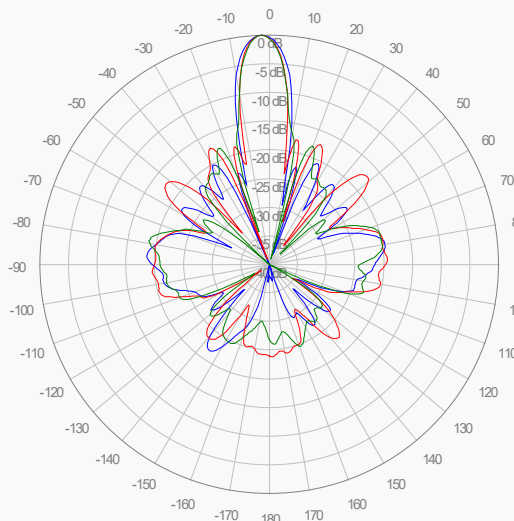
AZIMUTH POLAR PLOT

ELEVATION POLAR PLOT

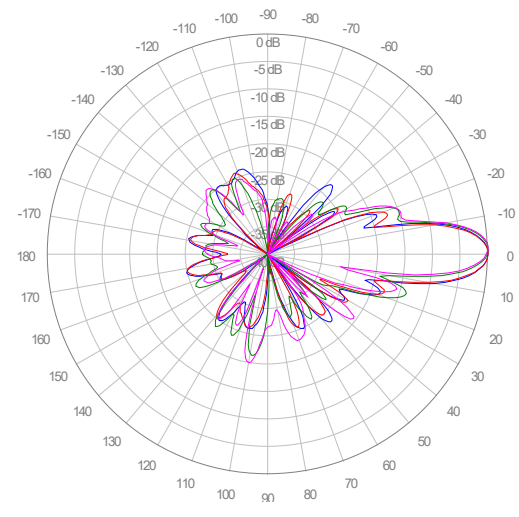
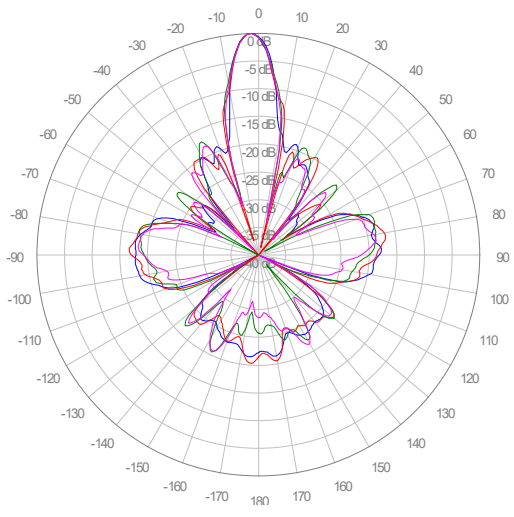
600 to 960 MHz



1695 to 2200 MHz



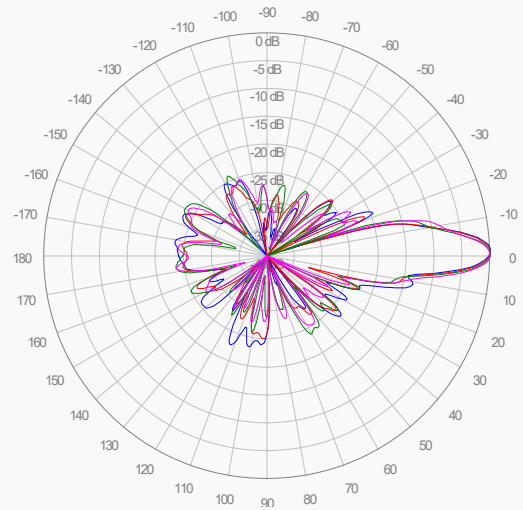
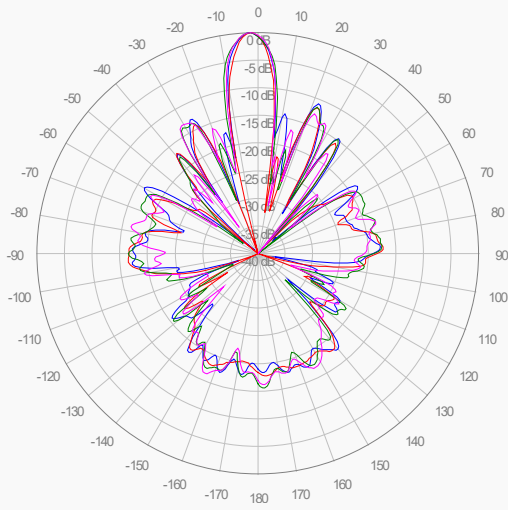
2300 to 2700 MHz



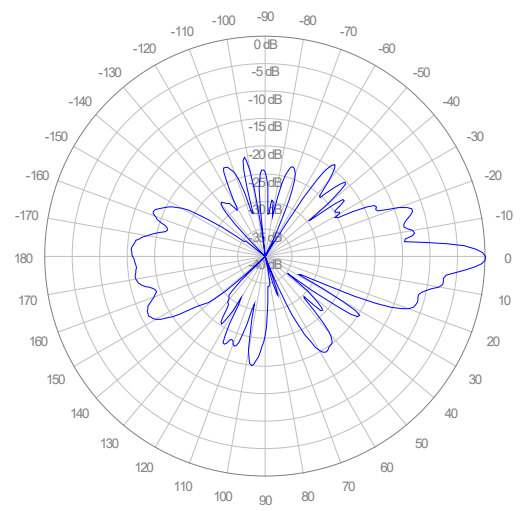
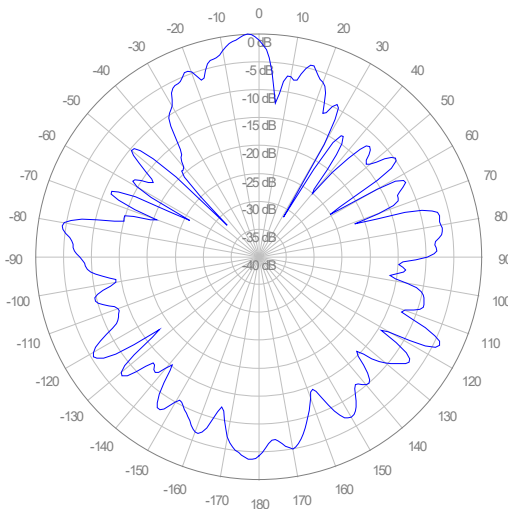
AZIMUTH POLAR PLOT

ELEVATION POLAR PLOT

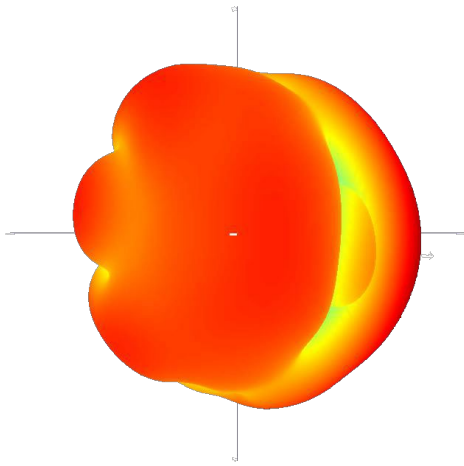
3300 to
3800 MHz



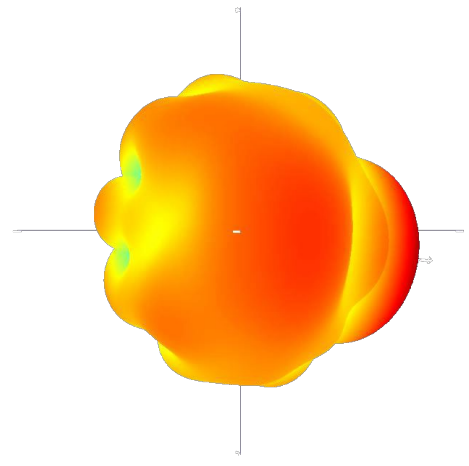
5125 to
5875 MHz



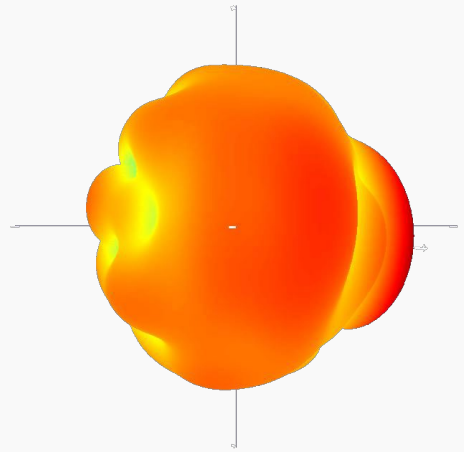
723 MHz



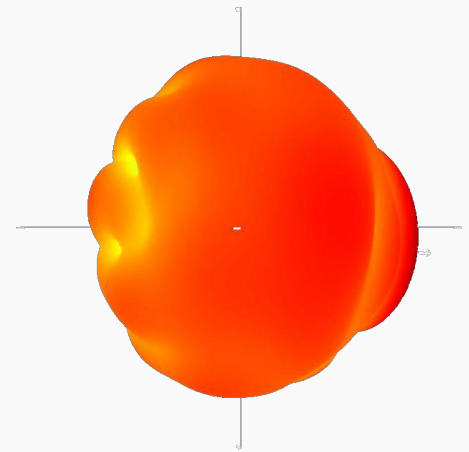
778 MHz



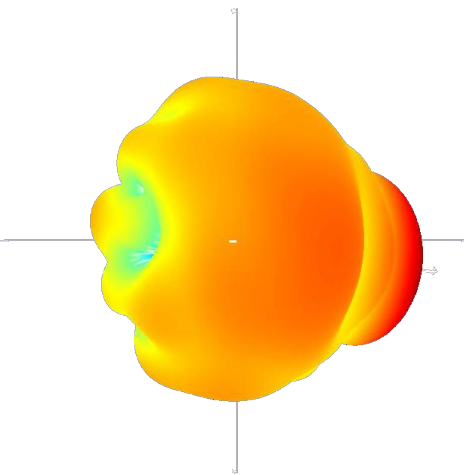
840 MHz



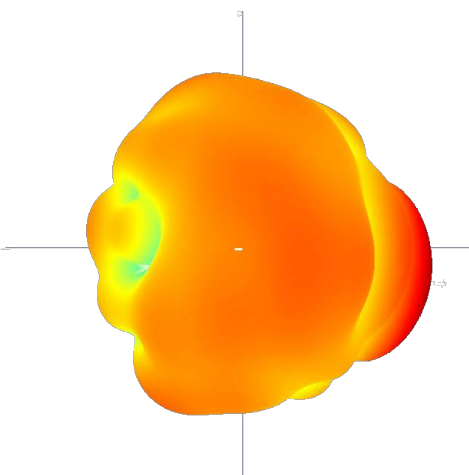
885 MHz



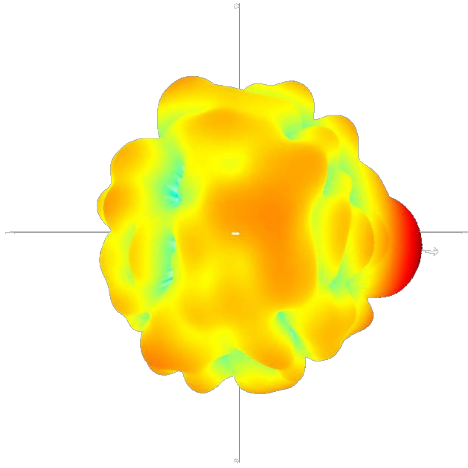
911 MHz



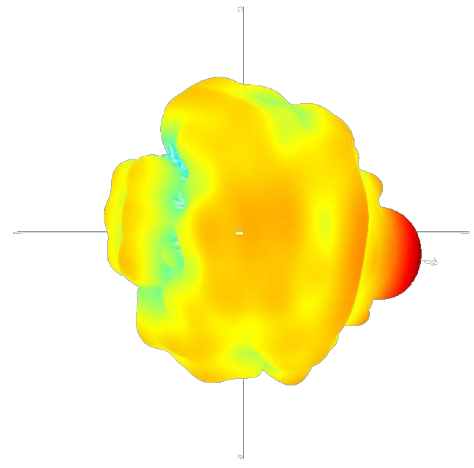
956 MHz



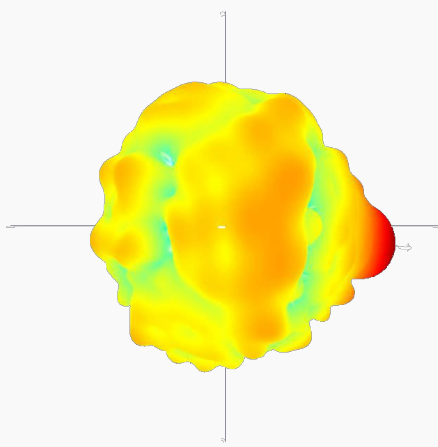
1710
MHz



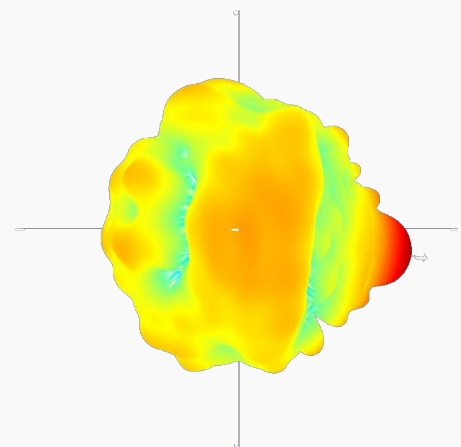
1880
MHz



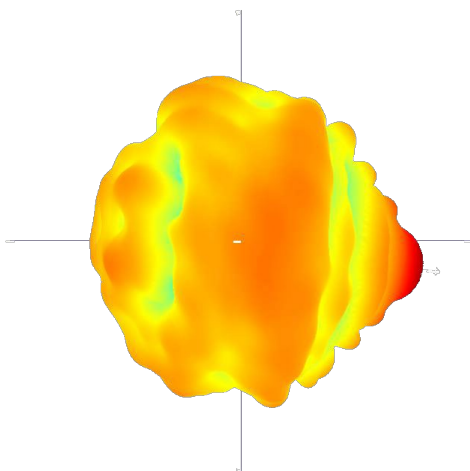
2170
MHz



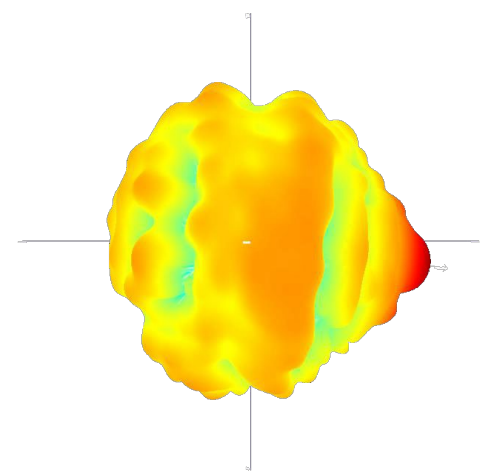
2300
MHz



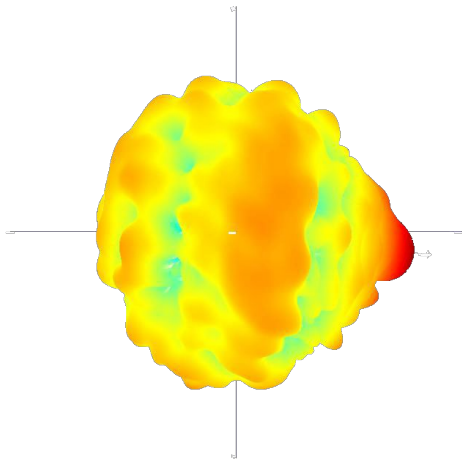
2400
MHz



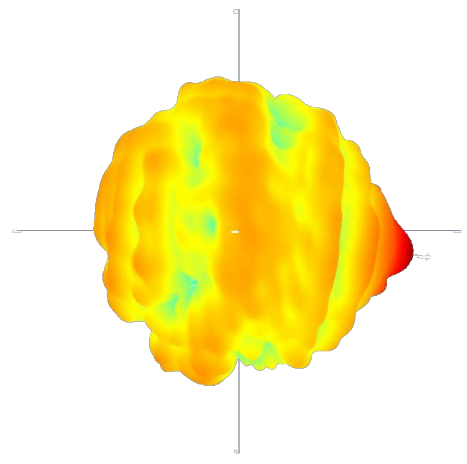
2600
MHz



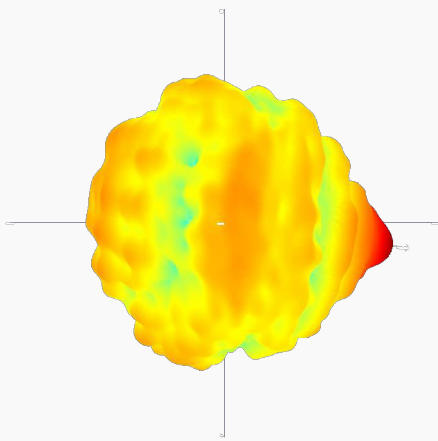
2700
MHz



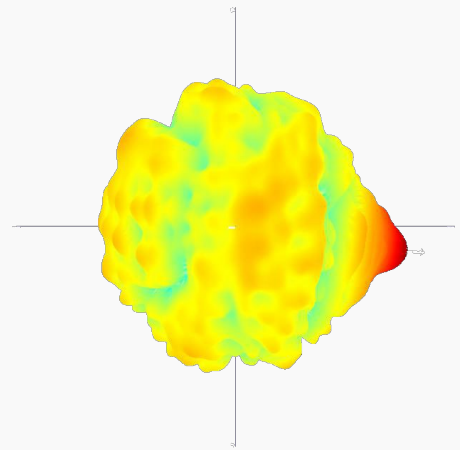
3500
MHz



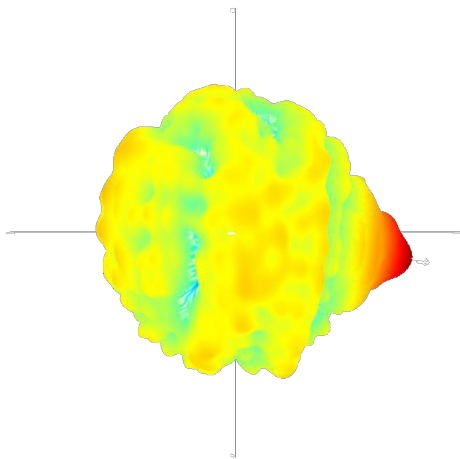
3600
MHz



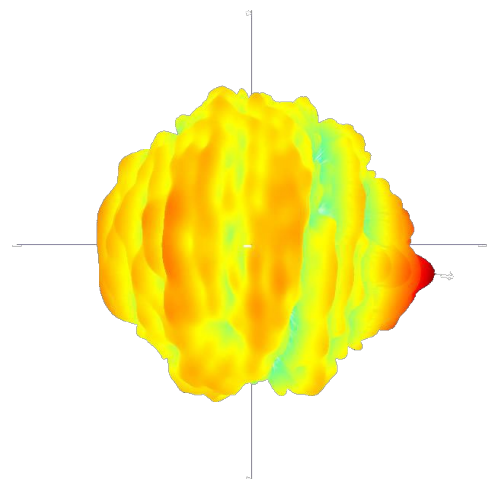
3700
MHz



3800
MHz



5750
MHz



Document Generated on 24/09/2021 5:55 PM

Disclaimer: Although care has been taken to ensure the accuracy, completeness and reliability of the information provided, Powertec assumes no responsibility therefore. The user of the information agrees that the information is subject to change without notice. Powertec assumes no responsibility for the consequences of use of such information, nor for any infringement of third party intellectual property rights which may result from its use. IN NO EVENT SHALL POWERTEC BE LIABLE FOR ANY DIRECT, INDIRECT, SPECIAL, OR INCIDENTAL DAMAGE RESULTING FROM, ARISING OUT OF OR IN CONNECTION WITH THE USE OF THE INFORMATION.



OBSEQUENTIA
SAFETY CERTIFIED
AS/NZS 4801:2001



OBSEQUENTIA
QUALITY CERTIFIED
ISO 9001:2015



OBSEQUENTIA
ENVIRONMENT CERTIFIED
ISO 14001:2015

