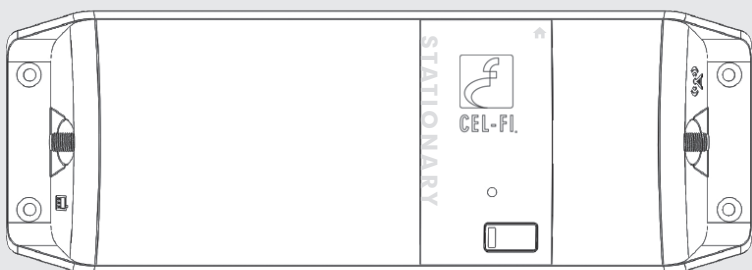




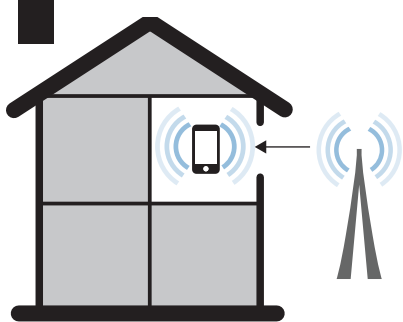
# Cel-Fi GO Quick Start Guide

Smart Signal Repeater

**Cel-Fi GO** is an evolved **Mobile Signal Repeater** design that can amplify mobile signals up to 100 dB. Connect a single **Outdoor Antenna** to receive the mobile-network signals, and then a single **Indoor Antenna** where you need service, and **Cel-Fi GO** will do the rest automatically.



## 1 Install Outdoor Antenna



Find the location with the best signal.

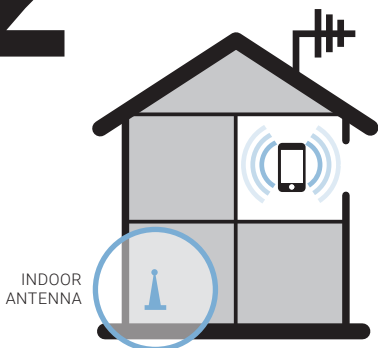


Install **Outdoor Antenna** where the mobile device receives this signal.



**SAFETY: DO NOT INSTALL** any equipment close to power lines or drill into walls or other structural elements without first ensuring the location is safe and that there are no hidden items that could cause injury.

## 2 Install Indoor Antenna



Install **Indoor Antenna** where coverage is needed.



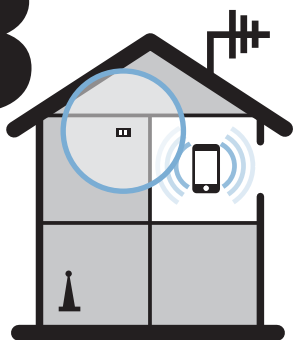
420N007-G31-001-00-PC-RB



Cel-Fi Safe

## 3 Mount Cel-Fi GO Near Power Outlet

# 3



Find a power outlet.

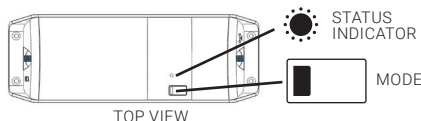


Mount **Cel-Fi GO** near the power outlet.

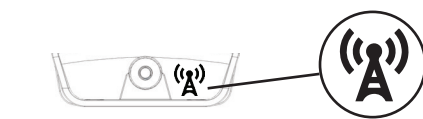
 **DO NOT** plug in at this time.

## 4 Connect Outdoor & Indoor Antennas to the Cel-Fi GO Unit

# 4



LEFT SIDE: Indoor Antenna Connector



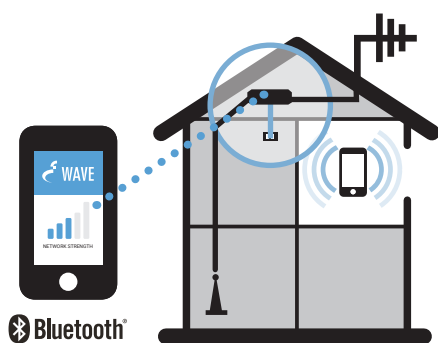
RIGHT SIDE: Outdoor Antenna Connector

## 5 Plug in Cel-Fi GO & Select Mode

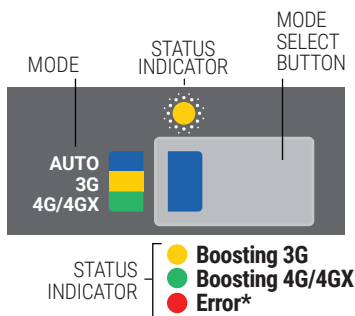
# 5

Press the **MODE** button on the unit to select desired scanning mode. Status Indicator will blink during the setup process, and may take a few minutes to complete.

*(OPTIONAL: use your smartphone to select mode. Download the **Cel-Fi WAVE** app, and follow the on-screen instructions.)*



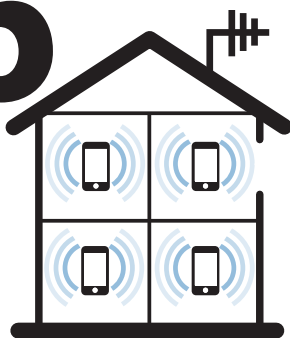
 Bluetooth



*(\*NOTE: if Error, go to troubleshooting at [Cel-Fi.com/support](http://Cel-Fi.com/support))*

## 6 Tips & Tricks

# 6



Keep **Outdoor** and **Indoor** antennas separated/isolated from each other for best performance

Do not use cable splitters for antennas

Follow the installation instructions for your chosen antennas

Use sealant if any connections are exposed to elements

## 7 Installation Process

# 7

For more **Cel-Fi GO** features, go to **App Store** or **Google play** and download the mobile **Cel-Fi WAVE** app.

*(NOTE: If you do not have a compatible smartphone, go to [Cel-Fi.com/wave](http://Cel-Fi.com/wave) to download the Desktop app.)*

