▩For Degaussing Circuit in Color CRT(Lead type)

■Dimensions

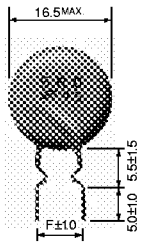

ZPB31 type
(F : 5R0R, 7R0B=7.5
3R0C, 9R0A=10)

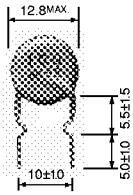

ZPB45 type

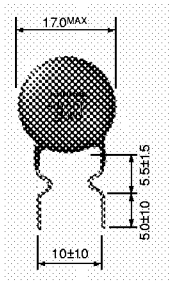

ZPB46 type

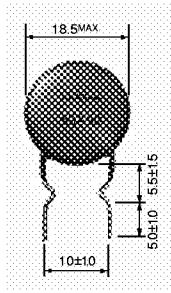

ZPB53 type

■Specification

Type No.	Rated Voltage (Vrms)	Max. Operating Voltage (Vrms)	Initial Resistance (at 25°C 1V.DC.)	Switching Temperature (°C)	Current Characteristics			Conditions	
					Inrush	3 seconds	60 seconds	Rated Voltage	Load Resistance
ZPB31BL3R0C	120	140	3Ω ± $^{30}_{20}$%	50	26Ap-p or more	300mAp-p or less	80mAp-p or less	100V	5Ω
ZPB31BL5R0R	100	120	5Ω ± 20%		35Ap-p or more	300mAp-p or less	60mAp-p or less	100V	1Ω
ZPB31BL7R0B	120	140	7Ω ± 20%		25Ap-p or more	300mAp-p or less	60mAp-p or less	120V	7.3Ω
ZPB45BL100J	120	140	10Ω ± 30%		20Ap-p or more	240mAp-p or less	40mAp-p or less	120V	5Ω
ZPB31BL9R0A	220	265	9Ω ± $^{30}_{20}$%		19Ap-p or more	250mAp-p or less	50mAp-p or less	220V	20Ω
ZPB53BL200C	220	265	20Ω ± 30%		7.5Ao-p or more	150mAo-p or less	20mAo-p or less	200V	15Ω
ZPB46BL300H	220	265	30Ω ± 30%		8Ao-p or more	110mAo-p or less	20mAo-p or less	220V	5Ω

▩For Degaussing Circuit in Color TV

A Posi-R for a degaussing circuit in color TV, using commercial frequency as a power source, is applicable to either single-element circuit or double-element circuit with high attenuation, as illustrated in Figs. 13 and 14, respectively.

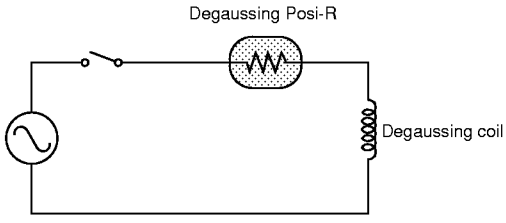

Fig.13 Automatic Degaussing Circuit (Single-element)

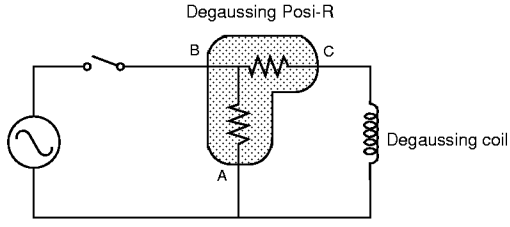

Fig.14 Automtic Degaussing Circuit (Double-elements)

For Degaussing Circuit in Color CRT(Encased type)

■Dimensions

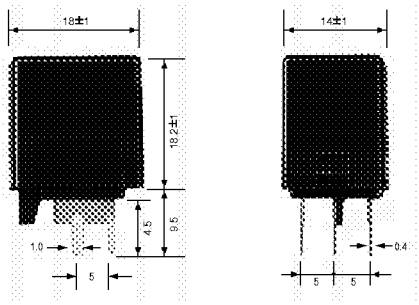

Double-elements type

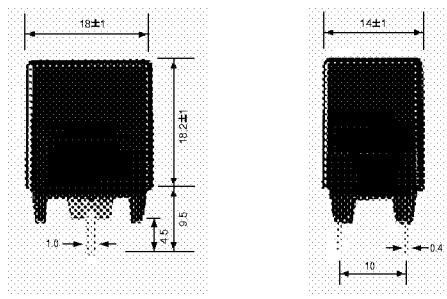

Single-element type

■Specification

●Single-element type

Type No.	Rated Voltage (Vrms)	Max. Operating Voltage (Vrms)	Initial Resistance (at 25°C 1V.DC.)	Switching Temperature (°C)	Current Characteristics			Conditions	
					Inrush	3 seconds	60 seconds	Rated Voltage	Load Resistance
ZPK68BL3R0B	120	140	$3\Omega\ ^{+30}_{-20}\%$	50	18Ap-p or more	300mAp-p or less	70mAp-p or less	120V	10Ω
ZPK68BL5R0A	120	140	5Ω ± 20%		35Ap-p or more	300mAp-p or less	60mAp-p or less	120V	1Ω
ZPK78BL7R0A	220	265	$7\Omega\ ^{+30}_{-20}\%$		19Ap-p or more	300mAp-p or less	50mAp-p or less	220V	20Ω
ZPK68BL9R0C	220	265	9Ω ± 20%		20Ap-p or more	300mAp-p or less	50mAp-p or less	220V	20Ω
ZPK68BL140A	220	265	14Ω ± 20%		25Ap-p or more	300mAp-p or less	40mAp-p or less	220V	10Ω
ZPK68BL180B	220	265	18Ω ± 30%		20Ap-p or more	250mAp-p or less	35mAp-p or less	220V	10Ω

●Double-elements type

Type No.	Rated Voltage (Vrms)	Max. Operating Voltage (Vrms)	Initial Resistance (at 25°C 1V.DC.)	Switching Temperature (°C)	Current Characteristics			Conditions	
					Inrush	3 seconds	60 seconds	Rated Voltage	Load Resistance
ZPK66BL3R0F	100	120	3Ω ± 30%	50	18Ap-p or more	300mAp-p or less	15mAp-p or less	100V	10Ω
ZPK66BL5R0B	120	140	5Ω ± 20%		35Ap-p or more	300mAp-p or less	20mAp-p or less	100V	1Ω
ZPK66BL7R0B	120	140	7Ω ± 20%		25Ap-p or more	300mAp-p or less	10mAp-p or less	120V	3.5Ω
ZPK76BL7R0A	220	265	$7\Omega\ ^{+30}_{-20}\%$		19Ap-p or more	300mAp-p or less	10mAp-p or less	220V	20Ω
ZPK66BL9R0C	220	265	9Ω ± 30%		19Ap-p or more	200mAp-p or less	10mAp-p or less	220V	20Ω
ZPK66BL140A	220	265	14Ω ± 20%		25Ap-p or more	200mAp-p or less	20mAp-p or less	220V	10Ω
ZPK66BL180E	220	265	18Ω ± 30%		20Ap-p or more	250mAp-p or less	10mAp-p or less	220V	10Ω
ZPK66BL200D	220	265	20Ω ± 30%		15Ap-p or more	300mAp-p or less	10mAp-p or less	220V	13Ω