

HDMI Over CAT5 Receiver at 150 Meters

Operation Manual



TABLE OF CONTENTS

1. Introduction.....	1
2. Features.....	1
3. Package Contents.....	1
4. Operation Controls and Functions.....	2
4.1 Front Panel.....	2
4.2 Rear Panel.....	2
5. Specifications.....	3
6. Connection and Installation.....	4

1. Introduction

This is the receiver (Rx) unit of HDMI over CAT5 Tx/Rx solution, works with HDMI over CAT5 Transmitter, can extend HDMI signal through CAT-5 cables for a distance up to 150 meters. The installation of HDMI Over CAT5 is easy and quick, simply place the transmitter next to your HDTV source such as a DVD player, then place this unit next to your display, and get all necessary cables connected to complete and enjoy.

2. Features

1. Compliant with HDMI 1.2, and DVI 1.0 specifications.
2. Supports CAT-5/CAT-5E/CAT-6 cables of variable types.
3. Supports high definition input up to 1080P, output resolution follows input.
4. Easy to install and simple to operate.
5. Not compatible with HDCP Source.

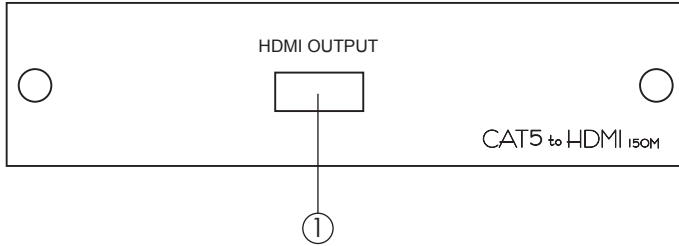
Note: This product does not process HDCP input. When receiving contents that has HDCP encryption there will be no video output.

3. Package Contents

1. HDMI Over CAT5 Receiver at 150 Meters
2. 5VDC Power Supply Adaptor
3. Operation Manual

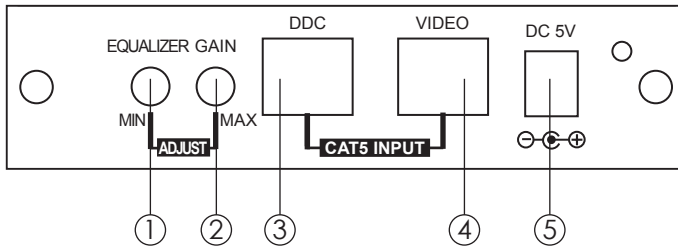
4. Operation Controls and Functions

4.1 Front Panel



- ① HDMI OUTPUT:
Connect the HDMI output port to the HDMI input of your display.

4.2 Rear Panel

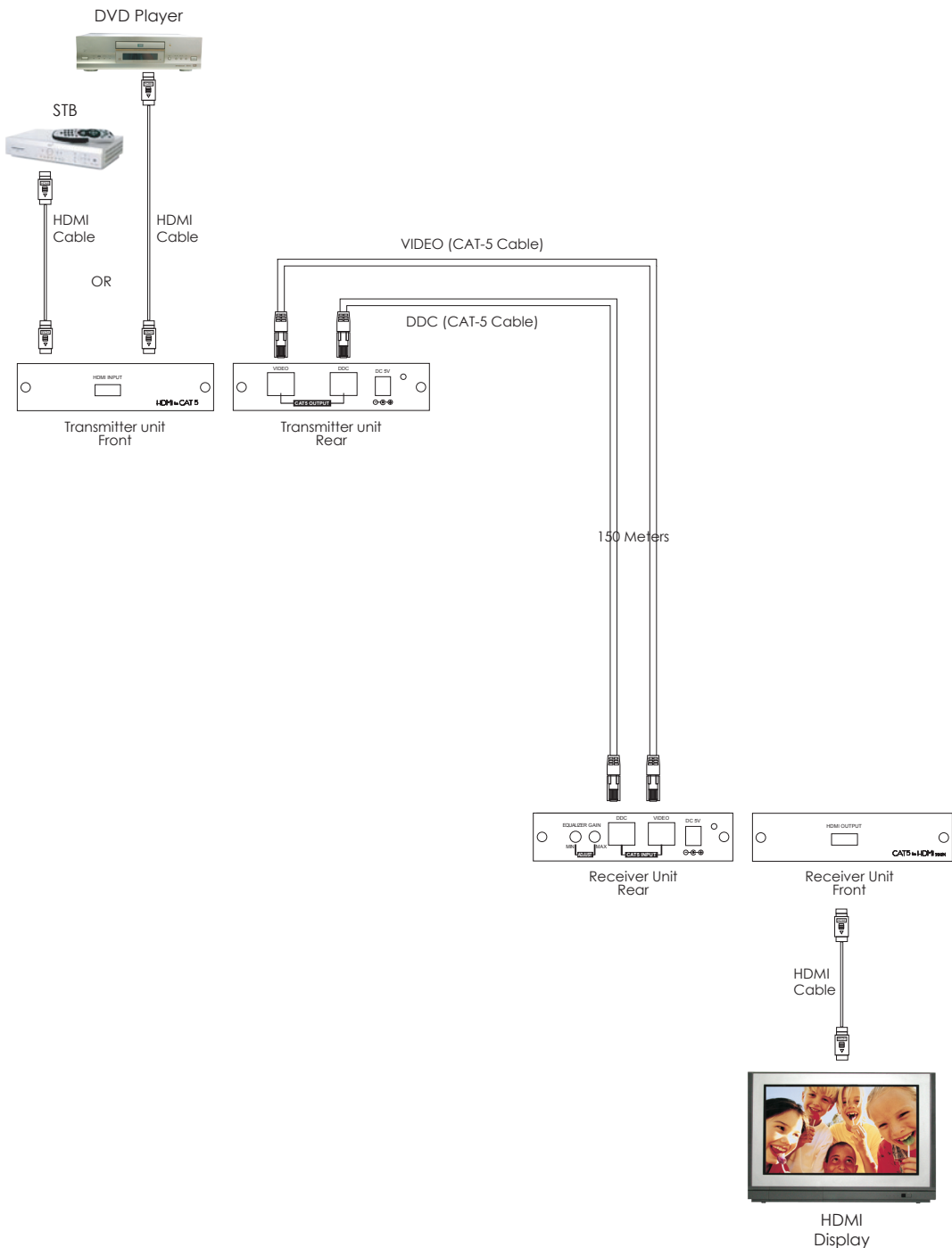


- ① EQUALIZER:
Use this switch to adjust signal enhancement over long distance.
- ② GAIN:
Use this switch to adjust brightness.
- ③ DDC INPUT:
Connect the DDC input to the DDC output of the transmitter unit using CAT-5/CAT-5E/CAT-6 cable.
Note: For advanced user only, if it's known that the DDC or HDCP data are required for the source and the display, you can use a single CAT-5 cable for the VIDEO connection only.
- ④ VIDEO INPUT:
Connect the VIDEO input to the VIDEO output of the transmitter unit using CAT-5/CAT-5E/CAT-6 cable.
- ⑤ Power:
Plug the 5VDC power supply into the unit and connect the adaptor to AC wall outlet.

5. Specifications

1. Supported resolutions: HDMI - 480i/480p, 576i/576p, 720P@50/60Hz, 1080i@50/60Hz, 1080p@50/60Hz
2. Input: 1* CAT-5 input for VIDEO, 1* CAT-5 input for DDC
3. Output: 1* HDMI female port
4. Power: 5V / 2.6A DC power supply
5. Dimensions: 123(W) x 125(D) x 30(H)mm
6. Weight: 700g

6. Connection and Installation



Cypress HDMI Over CAT5 Series:

Product	Description
CA-HDMIAT	HDMI Over CAT5 Transmitter
CA-HDMI 50R	HDMI Over CAT5 Receiver at 50 meters
CA-HDMI 100R	HDMI Over CAT5 Receiver at 100 meters
CA-HDMI 150R	HDMI Over CAT5 Receiver at 150 meters
CA-HDMI 250R	HDMI Over CAT5 Receiver at 250 meters

