



International size reference: 1/2AA

ELECTRICAL CHARACTERISTICS

(Typical values for cells stored for one year or less, at +30 °C max.)

Nominal capacity	1.2 Ah
<i>(At 1mA,+20°C, 2.0V cut off. The capacity restored by the cell varies according to current drain, temperature and cut off voltage.)</i>	
Nominal voltage	3.6 V
Maximum continuous current	35mA
<i>(Higher currents possible, consult EVE.)</i>	
Maximum pulse capability:	Typical up to 50 mA
Storage	+30°C max.
<i>(recommended) (for more severe condition consult EVE)</i>	
Operating temperature range	-55 °C /+85 °C
<i>(Operation at temperature different from ambient may lead to reduced capacity and lower voltage plateau readings.)</i>	
Typical weight	10 g

ER14250

Lithium-thionyl Chloride
(Li-SOCl₂) Battery

KEY FEATURES

- ✓ High and stable operating voltage
- ✓ High minimum voltage during pulsing
- ✓ Low self discharge rate (less than 1% after 1 year of storage at +25°C)
- ✓ Stainless steel container
- ✓ Hermetic glass-to-metal sealing
- ✓ Non-flammable electrolyte
- ✓ Non-restricted for transport
- ✓ Compliant with IEC 60086-4 Safety standard and EN 60079 -11 intrinsic safety standard
- UL Underwriters Laboratories(UL) Component Recognition (File Number MH28717)

MAIN APPLICATIONS

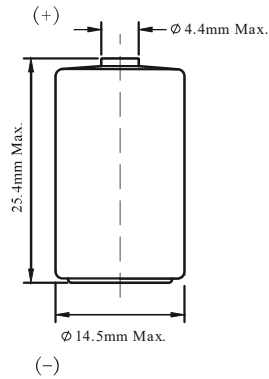
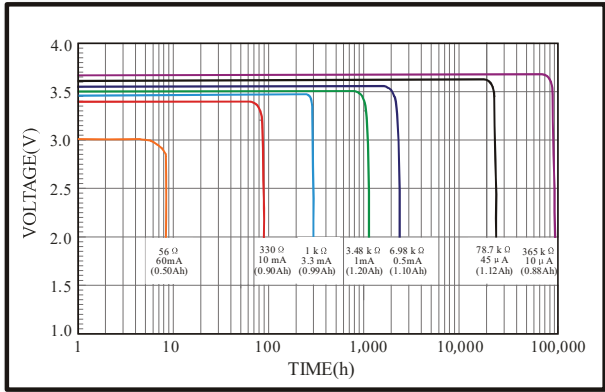
- ✓ Utility metering
- ✓ Alarms and security devices
- ✓ Memory back-up
- ✓ Tracking systems
- ✓ Automotive electronics
- ✓ Professional electronics ...etc.

⚠ WARNING:

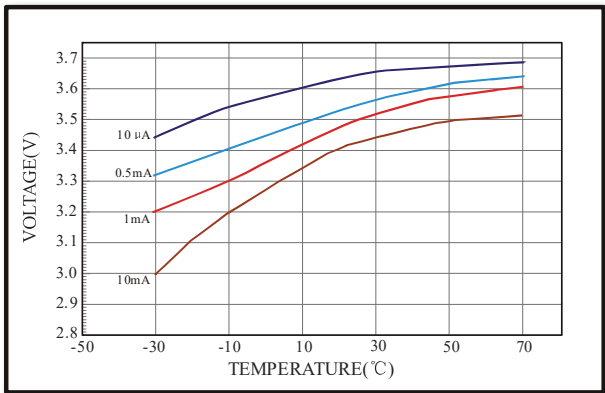
Fire, explosion and severe burn hazard. Do not recharge, crush, disassemble, heat above 100 °C, incinerate, or expose contents to water.
Do not solder directly to the cell, use tabbed cell instead.

ER14250

1. Typical discharge profile at +20°C (Typical value)



2. Voltage plateau versus Current and Temperature (at min-discharge)

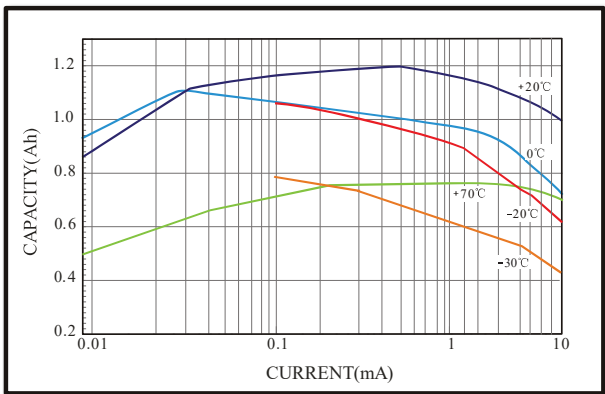


AVAILABLE TERMINATIONS

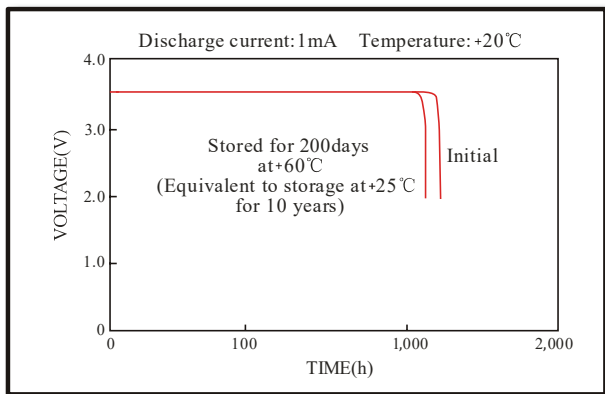
Suffix-/S	Standard
Suffix-/P	Axial Pins
Suffix-/T	Solder Tabs
Suffix-/2PT	Radial Pins
Suffix-/3PT/3TP	Radial Pins

[View available terminations](#)

3. Capacity versus Current and Temperature (2.0V cut off) (Typical value)



4. STORAGE CHARACTERISTICS



* Any discharge data in this document are all vertical discharge. Other conditions, consult EVE.

Attention:

Information in this document is subject to change without notice. Any representations in this document concerning performance are for informational purpose only. This document becomes contractual only after written confirmation by EVE.

EVE ENERGY CO., LTD.

Address: EVE Industrial Park, XiKeng Industrial zone, Huihuan Town, Huizhou, Guangdong, China

Operator: (86-752)575 3325 Fax: (86-752)260 6033

[http:// www.evebattery.com](http://www.evebattery.com) Email: sales@evebattery.com