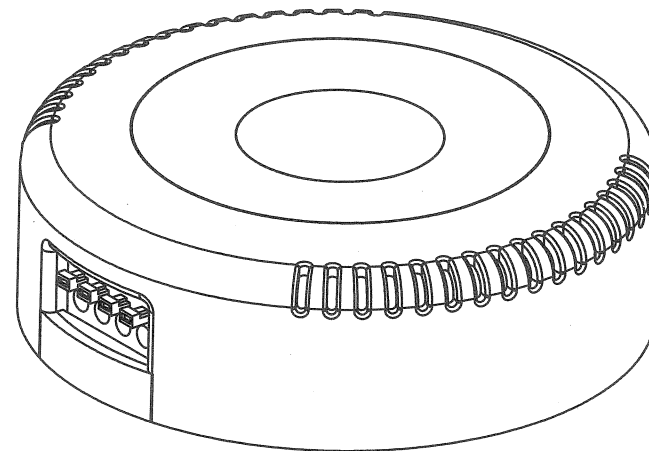


1. When plug in, the indicator blue light will light up.
2. When pairing with RBT-802, searching for BT20 in your bluetooth device (ex. Cell phone)
3. When RBT-802 is successfully paired with your bluetooth device, the speaker will play the voice "Done" at first time, then you can play the music from your bluetooth device.
As for repeat pairing, the speaker will play the voice "bluetooth paired"
4. If you connect RBT-802 to an External Amplifier while bluetooth is not paired, The speaker will play the music from your external device (ex. CD player)
5. If bluetooth is paired and you pause or stop playing the music from your bluetooth device, RBT-802 automatically switch to play the music from your external device.

Instruction Manual

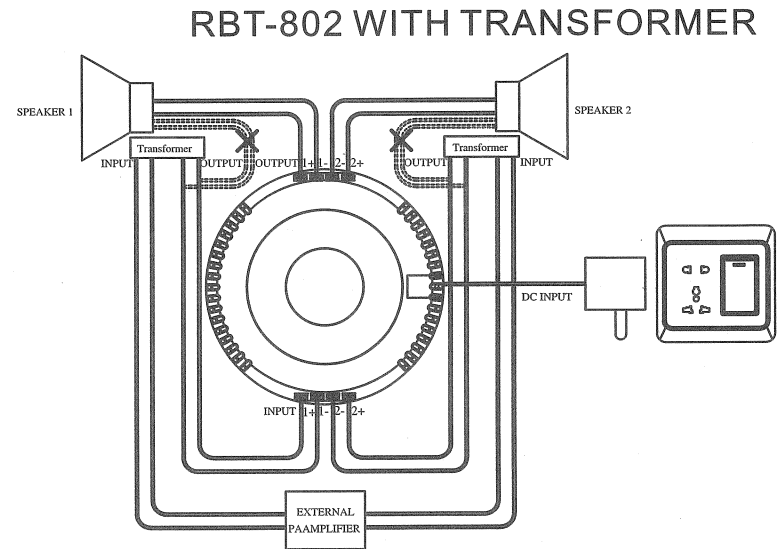
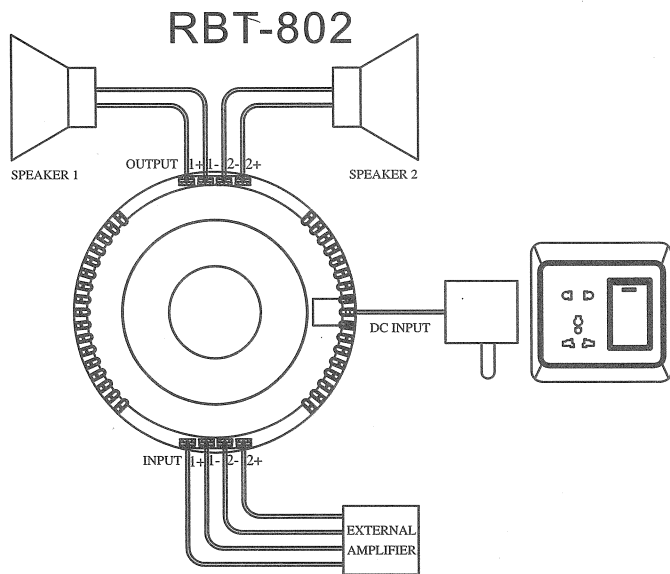
AMPLIFIER BOX WITH BLUETOOTH

RBT-802

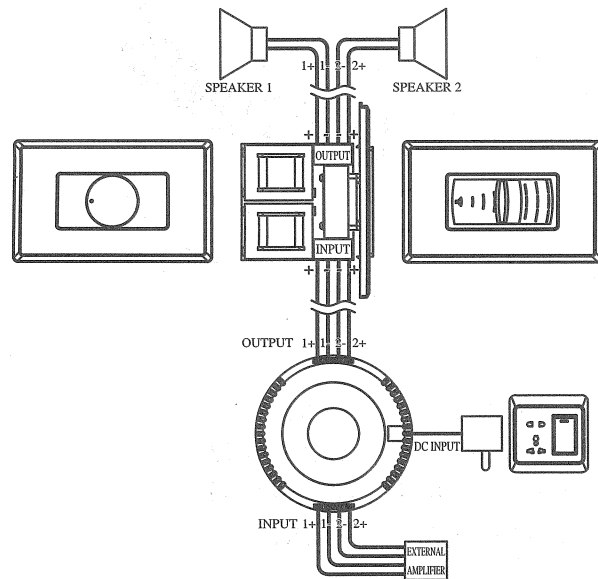


Amplifier RMS:40WX2
Amplifier Maximum Power:80WX2
AC 100V~240V IN,DC 20V 3A OUT
Bluetooth VER3.0+EDR
Distance 10M

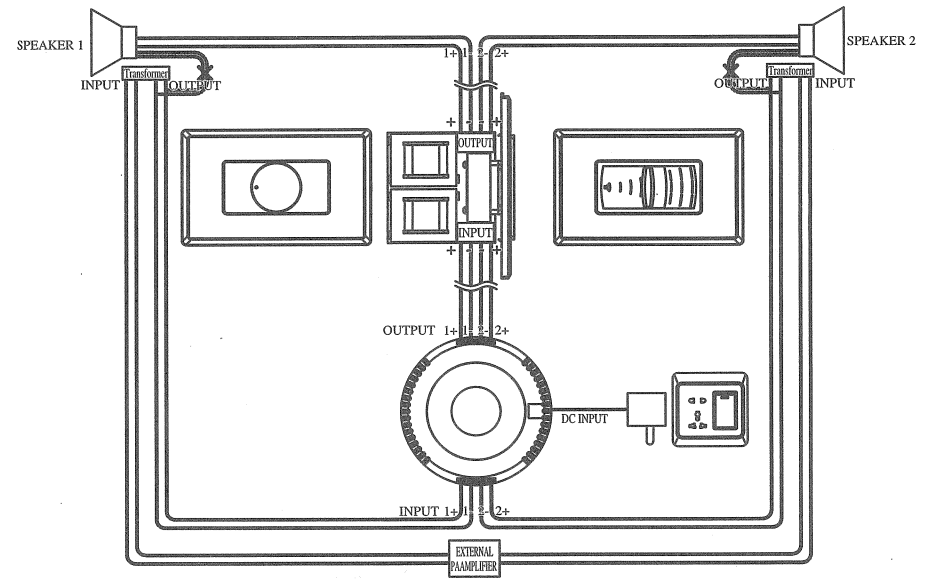




RBT-802 WITH VOLUME CONTROL



RBT-802 WITH TRANSFORMER&VOLUME CONTROL



Whenever Bluetooth is successfully paired, the external amplifier is automatically switched off by relay to protect the internal amplifier while playing the bluetooth music signal.
Whenever the bluetooth music signal is stop, the relay will be released to switch to the external amplifier.