



High Power LED Flood Lighting


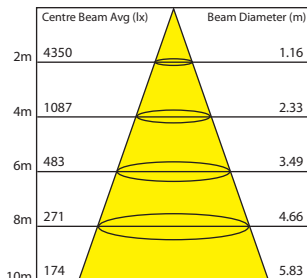
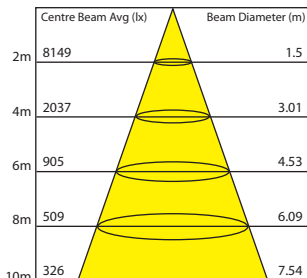
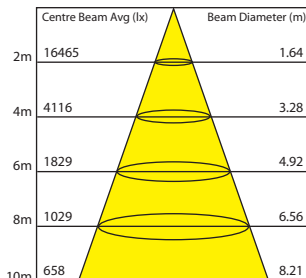
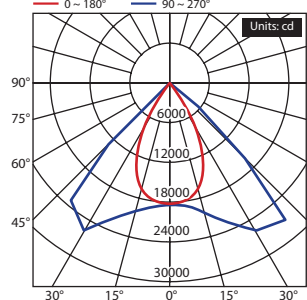
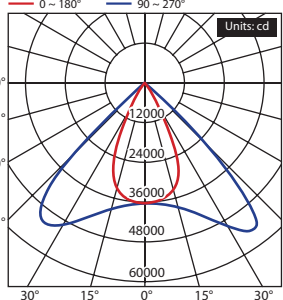
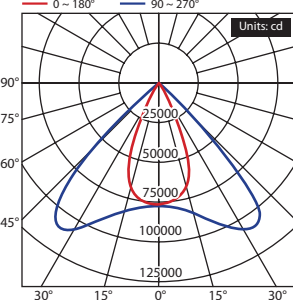
LFL-D Series: Large format flood lighting in 240W, 360W, 480W, 720W, 960W models

The ENSA™ LFL-D series of high-power LED flood lights delivers exceptional lighting performance in a robust, weather resistant package. Available in 240W, 360W, 480W, 720W, 960W models with a wide 100° beam angle.

The LFL-D series flood lights are ideal for high power lighting in commercial and industrial environments including stadiums, car parks, building sites, security lighting, signage illumination and more. Each light has a robust powder coated, IP65 rated, aluminium body and tempered glass front for superior light transmittance.

- High luminous efficacy LED flood lighting (130lm/W)
- Available in 5000K cool white colour temperature
- IP65 weather resistant, suitable for outdoor applications
- Wide 100° beam angle, ideal for general purpose lighting
- Efficient replacement for halogen and metal-halide floods
- 360° adjustable two-point fastened mounting bracket

Series Specifications

Model	LFL-D240	LFL-D360	LFL-D480	LFL-D720	LFL-D960
Product Image					
Series Name	LFL-D Series Commercial High Power LED Flood Lights				
Optical					
Luminous Flux	31200lm	46800lm	62400lm	93600lm	124800lm
Luminous Efficacy	130lm/W				
Colour Temperature	5000K				
Colour Rendering Index	> 80				
Beam Angle	60 x 100°				
Light Decay	<15% at 20,000 hours				
Rated Lifespan	50,000 hours				
Electrical					
Power Consumption	240W	360W	480W	720W	960W
Input Voltage	100 ~ 240VAC				
Dimmable	N/A				
General					
Ingress Protection	IP65				
Plug / Socket / Base	3-pin AC plug				
Reflector / Diffuser	Aluminium reflector / Glass LED lens front				
Housing Adjustments	180° adjustable housing				
Operating Environment	-20° ~ 50°C				
Dimensions	435 x 341 x 190mm	618 x 341 x 200mm	579 x 442 x 201mm	833 x 442 x 201mm	1090 x 442 x 201mm
Weight	11.3kg	15.0kg	19.2kg	30.0kg	36.0kg
Photometry					
Illuminance at a Distance					
	LFL-D240-C (240W)	LFL-D480-C (480W)	LFL-D960-C (960W)		
					
	LFL-D240-C (240W)	LFL-D480-C (480W)	LFL-D960-C (960W)		

Ordering Information

Type	Series	Wattage	Colour Temperature
LFL	-	D	240 ~ 960 (240W ~ 960W)
			C (Cool white)

LFL-D240-C: 240W LED High Power Flood Light in Cool White