

- Replacement for 64W high voltage halogen lamp
- High lumen output : 450lm
- Lifetime of 20,000 hrs
- Ideal for accent lighting in hotels, hospitals, shops, restaurants or museums
- 35° beam angle
- 90% Energy saving
- Non-dimmable



Order Code 64864

General Data

Lamp Socket GU10

Design Lens

Geometric Data

Length (mm) 55.30

Diameter (mm) 49.80

Weight (g) 57

Electric Data

Wattage 6.5 W

Voltage 100-240 V AC/DC

Power Factor ≥ 0.80

Operating Frequency 50/60 Hz

Photometric Data

Luminous Flux (lm) 450

90° cone lumen (lm) 420

CRI ≥ 80

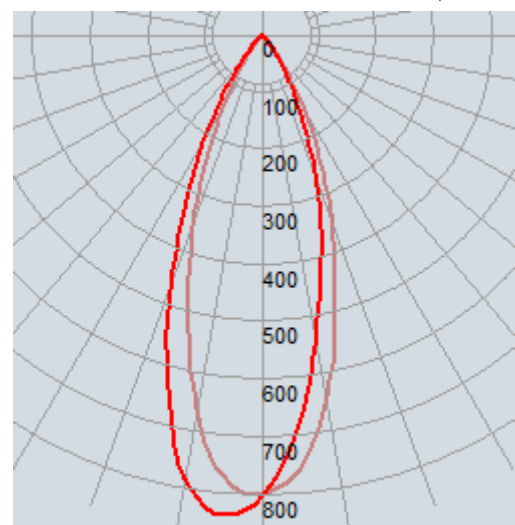
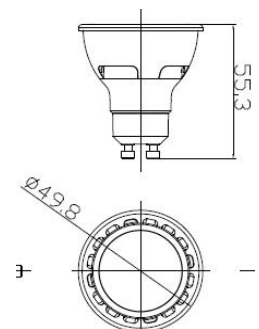
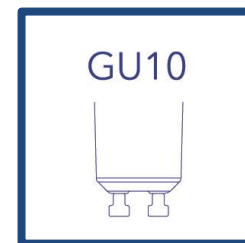
CCT 4000 K – neutral white

Luminous Intensity (cd) 860

Beam Angle (°) 35°

Lifetime 20,000 hrs

Equivalent to (W) 64 W





Order Code 64864

Product Description LED PAR16 GU10 6.5W 100-240VAC 4000K NW

Technical Packaging Details

Giftbox Barcode	6943760248647
Outer Carton Barcode	26943760248641
Inner Carton Barcode	N.A.
Pack Dimensions (HxWxL)	69 mm x 51 mm x 51 mm
Pack Weight	67g
Carton Qty (Shipping Unit)	10
Carton Dimensions (HxWxL)	80 mm x 115 mm x 270 mm
Cartons/Layer	24
Layers/Pallet	10
Units/Pallet	2400