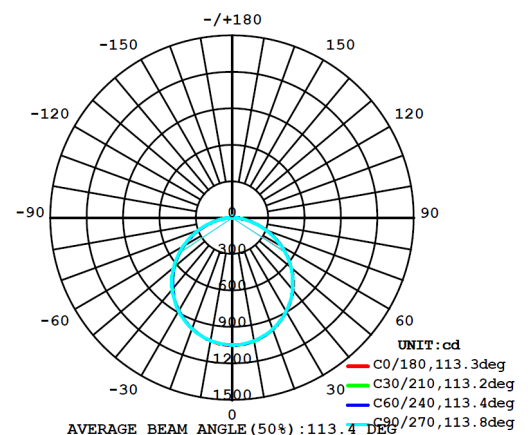
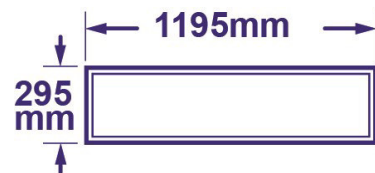



- Replaces traditional Twin T8 fluorescent fittings
- High quality diffuser for uniform light distribution
- High efficacy, 130lm/W
- Flicker-free
- Lifetime of 50000 hrs
- 4000/5000/6000K CCT Changeable
- 110° beam angle
- Surface mount and suspended installation accessories available
- Includes 1.2m Australian approved cable and plug



| | |
|--------------------------|----------------------------------|
| Order Code | 66624 |
| General Data | |
| Lamp Base | N/A |
| Design | PMMA Lens with PS Diffuser |
| Geometric Data | |
| Height (mm) | 295mm |
| Diameter (mm) | 1195mm |
| Cut-Hole (mm) | 1195x295mm |
| Weight (g) | 2070g |
| Electric Data | |
| Wattage | 24W |
| Voltage | 220-240V |
| Power Factor | 0.9 |
| Operating Frequency | 50 or 60Hz |
| Photometric Data | |
| Total Luminous Flux (lm) | 3100 lm |
| CRI | 80 |
| CCT | 4000/5000/6000K – CCT Changeable |
| Luminous Intensity (cd) | TBC |
| Beam Angle (°) | 110° |
| Lifetime(L70) | 50000 hrs |
| Operating Temperature | -20 to 40°C |

