

### 12SB2.3P (12V 2.3Ah)

#### SPECIFICATIONS

Nominal Voltage (V) 12V

#### Nominal Capacity

20 hour rate (0.115A to 10.50V)	2.3Ah
10 hour rate (0.219A to 10.50V)	2.185Ah
5 hour rate (0.390A to 10.20V)	1.955Ah
1C (2.3A to 9.60V)	1.303Ah
3C (6.9A to 9.60V)	0.92Ah

Weight Approx. 1.05kg (2.31lbs)

Internal Resistance (@1kHz) Approx. 37mΩ

#### Maximum Discharge Current

For 5 seconds 34.5A

#### Charging Methods @25°C (77°F)

##### Cycle Use:

Charging Voltage 14.4V to 15.0V

Coefficient -5.0mV/°C/Cell

Maximum Charging Current 0.69A

##### Standby Use:

Float Charging Voltage 13.50V to 13.80V

Coefficient -3.0mV/°C/Cell

#### Operating Temperature Range

Charge -15°C (5°F) to +40°C (104°F)

Discharge -15°C (5°F) to +50°C (122°F)

Storage -15°C (5°F) to +40°C (104°F)

#### Charge Retention (Shelf Life) @20°C (68°F)

1 month 92%

3 months 90%

6 months 80%

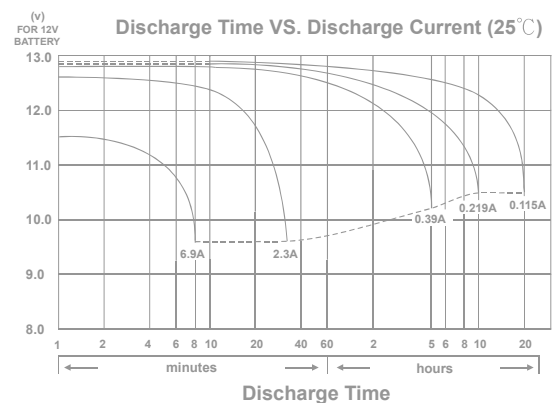
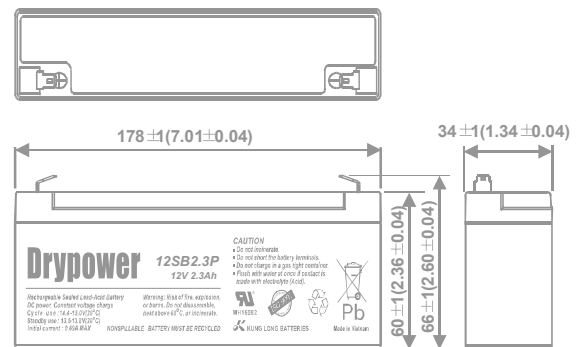
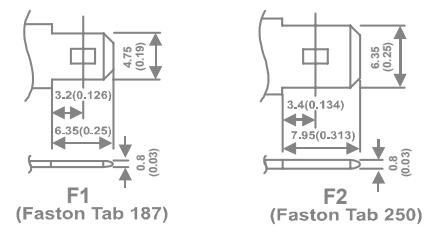
Case Material ABS

Terminal F1 or F2 (Faston Tab 187 or 250)

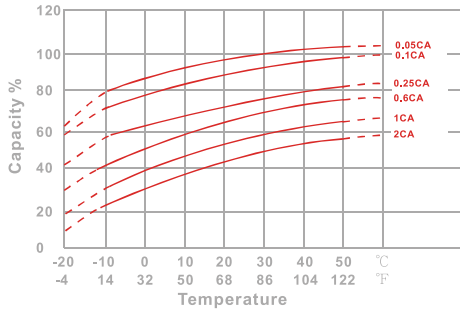


#### DIMENSIONS

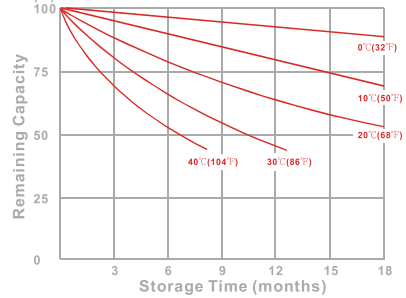
mm (inch)



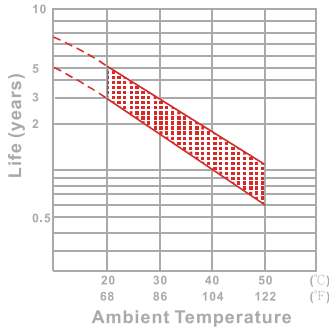
Effect of Temperature on Capacity 25°C(77°F)



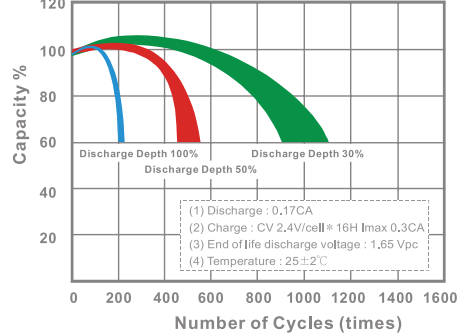
Capacity Retention Characteristic



Trickle (or float) Service Life



Cycle Service Life



### - PERFORMANCE DATA

#### Discharge Rates in Watts to Various End Voltages at 25°C(77°F)

End Voltage		1.85V	1.80V	1.75V	1.70V	1.67V	1.65V	1.60V
Time								
5	min	70.8	83.1	91.7	98.1	100	103	107
10	min	46.9	56.3	60.5	63.7	64.9	66.3	68.5
15	min	41.2	47.4	49.7	51.2	51.8	52.5	53.4
30	min	23.7	25.5	26.6	27.5	27.8	28.2	28.7
60	min	13.6	14.7	15.6	16.3	16.5	16.8	17.1
120	min	8.18	9.02	9.37	9.72	9.85	10.0	10.2
180	min	6.47	7.24	7.45	7.60	7.66	7.73	7.82
240	min	5.18	5.76	5.93	6.06	6.11	6.17	6.25
300	min	4.21	4.66	4.85	5.02	5.09	5.15	5.21
600	min	2.49	2.72	2.81	2.88	2.90	2.93	2.96
1200	min	1.38	1.45	1.49	1.52	1.53	1.54	1.55

#### - Discharge Rates in Amperes to Various End Voltages at 25°C(77°F)

End Voltage		1.85V	1.80V	1.75V	1.70V	1.67V	1.65V	1.60V
Time								
5	min	9.08	9.36	9.62	9.82	9.95	10.1	10.4
10	min	4.76	5.45	5.68	5.87	5.94	6.03	6.15
15	min	3.89	4.15	4.27	4.38	4.42	4.47	4.53
30	min	2.02	2.17	2.24	2.30	2.32	2.35	2.39
60	min	1.23	1.34	1.39	1.42	1.43	1.45	1.47
120	min	0.668	0.731	0.765	0.796	0.809	0.826	0.849
180	min	0.508	0.562	0.587	0.609	0.618	0.628	0.643
240	min	0.411	0.449	0.472	0.491	0.497	0.505	0.513
300	min	0.364	0.383	0.396	0.405	0.409	0.414	0.419
600	min	0.217	0.226	0.232	0.237	0.238	0.240	0.242
1200	min	0.114	0.118	0.121	0.123	0.124	0.125	0.126

All data on the spec. sheet is an average value:

The tolerance range :  $X < 6\text{min}$ (+15%~-15%),  $6\text{min} \leq X < 10\text{min}$ (+12%~-12%),  $10\text{min} \leq X < 60\text{min}$ (+8%~-8%),  $X \geq 60\text{min}$ (+5%~-5%)

Performance may vary depending on application. All specifications are correct at time of creation. All specifications and operating conditions contained in this datasheet are subject to change or improvement without prior notice to the user. This data is for evaluation purposes only. No guarantee is intended or implied by this data. For clarification and updated information, please contact us.