

### 12SB3P (12V 3Ah)

#### SPECIFICATIONS

Nominal Voltage (V) 12V

#### Nominal Capacity

20 hour rate (0.150A to 10.50V)	3Ah
10 hour rate (0.285A to 10.50V)	2.85Ah
5 hour rate (0.510A to 10.20V)	2.55Ah
1C (3A to 9.60V)	1.6Ah
3C (9A to 9.60V)	1.05Ah

Weight Approx. 1.3kg (2.86lbs)

Internal Resistance (@1kHz) Approx. 45mΩ

#### Maximum Discharge Current

For 5 seconds 45A

#### Charging Methods @25°C (77°F)

##### Cycle Use:

Charging Voltage	14.4V to 15.0V
Coefficient -5.0mV/°C/Cell	
Maximum Charging Current	0.9A

##### Standby Use:

Float Charging Voltage	13.50V to 13.80V
Coefficient -3.0mV/°C/Cell	

#### Operating Temperature Range

Charge	-15°C (5°F)	to	+40°C (104°F)
Discharge	-15°C (5°F)	to	+50°C (122°F)
Storage	-15°C (5°F)	to	+40°C (104°F)

#### Charge Retention (Shelf Life) @20°C (68°F)

1 month	92%
3 months	90%
6 months	80%

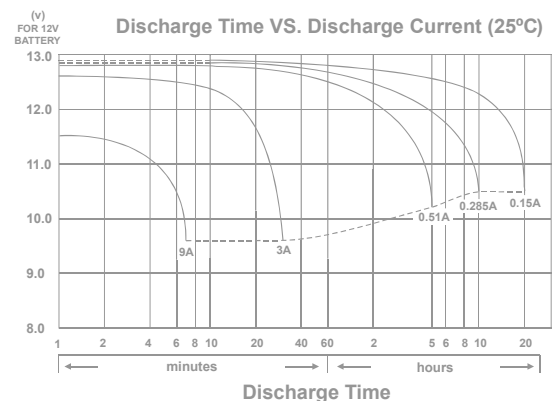
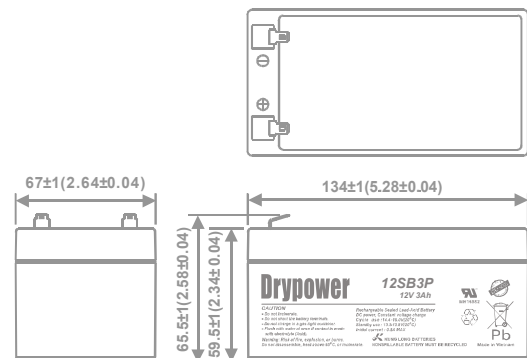
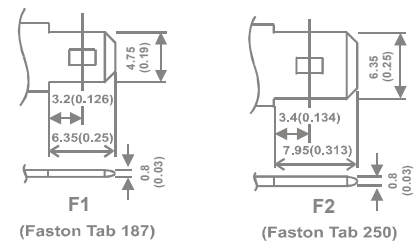
Case Material ABS

Terminal F1 or F2 (Faston Tab 187 or 250)

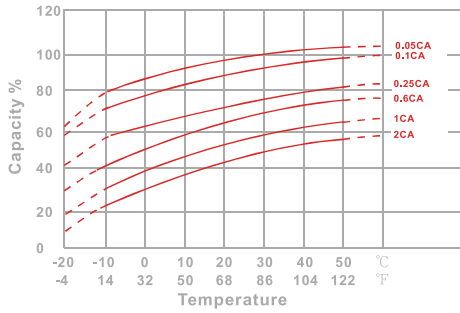


#### DIMENSIONS

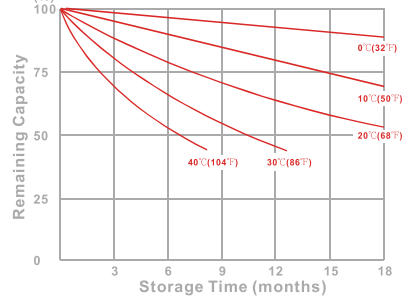
mm (inch)



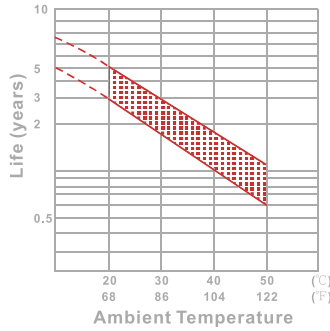
**Effect of Temperature on Capacity 25°C(77°F)**



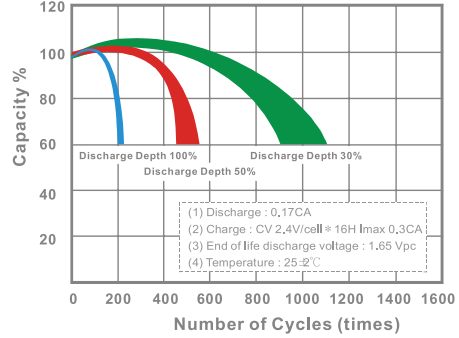
**Capacity Retention Characteristic**



**Trickle (or float) Service Life**



**Cycle Service Life**



**- PERFORMANCE DATA**

**Discharge Rates in Watts to Various End Voltages at 25°C(77°F)**

End Voltage		1.85V	1.80V	1.75V	1.70V	1.67V	1.65V	1.60V
Time	min	94.2	106	114	121	125	128	132
5	min	68.1	74.7	80.1	84.1	86.2	87.9	90.0
10	min	51.8	57.6	60.5	63.7	65.3	67.0	69.1
15	min	30.2	33.1	34.9	37.1	37.9	38.6	39.2
30	min	17.3	19.2	20.6	21.8	22.4	22.8	23.3
60	min	10.2	11.1	11.9	12.7	13.1	13.5	14.1
120	min	7.62	8.73	9.34	9.76	9.94	10.2	10.6
180	min	5.81	6.53	7.02	7.26	7.39	7.61	7.95
240	min	4.94	5.55	5.97	6.17	6.28	6.41	6.62
300	min	3.28	3.49	3.58	3.65	3.69	3.72	3.77
600	min	1.79	1.85	1.90	1.92	1.93	1.95	1.98
1200	min							

**- Discharge Rates in Amperes to Various End Voltages at 25°C(77°F)**

End Voltage		1.85V	1.80V	1.75V	1.70V	1.67V	1.65V	1.60V
Time	min	7.95	9.24	10.3	11.1	11.5	12.0	12.6
5	min	5.87	6.52	7.07	7.46	7.62	7.79	8.08
10	min	4.49	5.03	5.37	5.71	5.86	6.02	6.23
15	min	2.56	2.87	3.03	3.10	3.12	3.14	3.17
30	min	1.54	1.72	1.81	1.88	1.92	1.94	1.99
60	min	0.945	0.993	1.04	1.08	1.10	1.12	1.15
120	min	0.679	0.718	0.752	0.786	0.807	0.826	0.861
180	min	0.556	0.581	0.604	0.625	0.634	0.646	0.663
240	min	0.472	0.493	0.511	0.526	0.533	0.542	0.554
300	min	0.273	0.289	0.301	0.306	0.308	0.311	0.313
600	min	0.147	0.154	0.158	0.161	0.163	0.165	0.167
1200	min							

All data on the spec. sheet is an average value:

The tolerance range :  $X < 6\text{min}$ (+15%~-15%),  $6\text{min} \leq X < 10\text{min}$ (+12%~-12%),  $10\text{min} \leq X < 60\text{min}$ (+8%~-8%),  $X \geq 60\text{min}$ (+5%~-5%)

Performance may vary depending on application. All specifications are correct at time of creation. All specifications and operation conditions contained in this datasheet are subject to change or improvement without prior notice to the user. This data is for evaluation purposes only. No guarantee is intended or implied by this data. For clarification and updated information, please contact us.