

12SB55CL (12V 55Ah)

SPECIFICATIONS

Nominal Voltage (V) 12V

Nominal Capacity

20 hour rate (2.750A to 10.50V)	55Ah
10 hour rate (5.225A to 10.50V)	52.25Ah
5 hour rate (9.350A to 10.20V)	46.75Ah
1C (55A to 9.60V)	31.17Ah
3C (165A to 9.60V)	22Ah

Weight Approx. 17kg (37.4lbs)

Internal Resistance (@1kHz) Approx. 8mΩ

Maximum Discharge Current

For 5 seconds 660A

Charging Methods @25°C (77°F)

Cycle Use:

Charging Voltage	14.4V to 15.0V
Coefficient -5.0mV/°C/Cell	
Maximum Charging Current	16.5A

Standby Use:

Float Charging Voltage	13.50V to 13.80V
Coefficient -3.0mV/°C/Cell	

Operating Temperature Range

Charge	-15°C (5°F)	to	+40°C (104°F)
Discharge	-15°C (5°F)	to	+50°C (122°F)
Storage	-15°C (5°F)	to	+40°C (104°F)

Charge Retention (Shelf Life) @20°C (68°F)


1 month	98%
3 months	94%
6 months	85%

Case Material ABS

Terminal F8

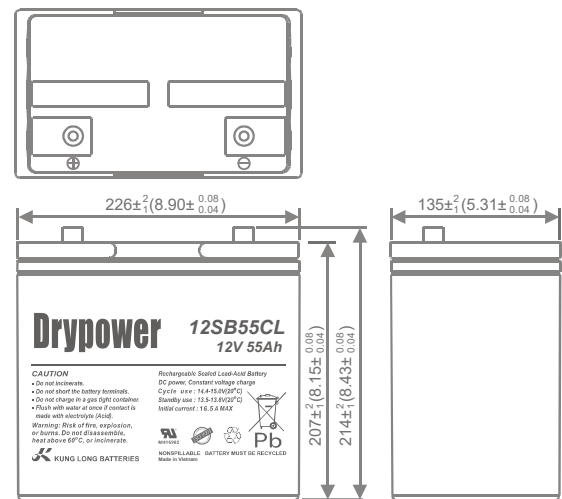
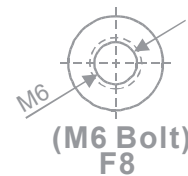
Description of Torque Value of Hard Ware for the Terminals

Recommended Torque Value	M6: 5.39 N-m (55kg-cm)
Max. Allowable Torque Value	M6: 8.82 N-m (90kg-cm)

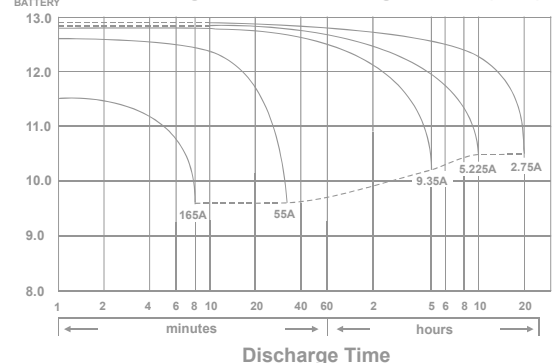


DIMENSIONS

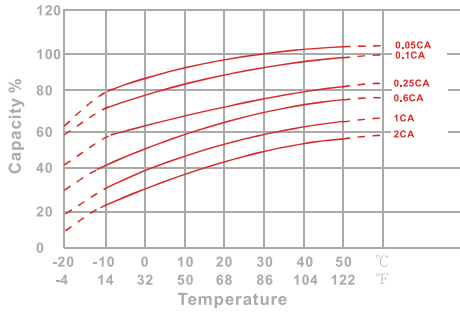
mm (inch)



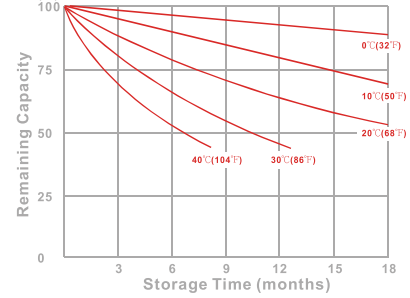
(V) FOR 12V BATTERY Discharge Time VS. Discharge Current (25°C)



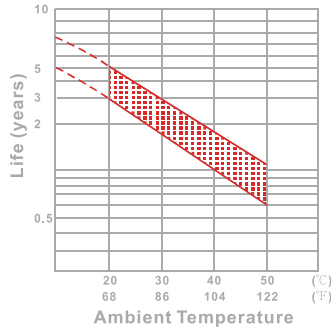
Effect of Temperature on Capacity 25°C(77°F)



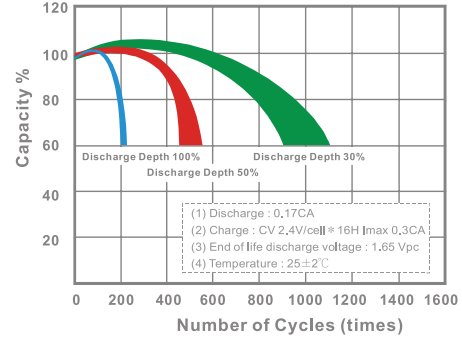
Capacity Retention Characteristic



Trickle (or float) Service Life



Cycle Service Life



- PERFORMANCE DATA

Discharge Rates in Watts to Various End Voltages at 25°C(77°F)

Time	End Voltage	1.85V	1.80V	1.75V	1.70V	1.67V	1.65V	1.60V
5	min	1968	2283	2478	2581	2603	2625	2661
10	min	1263	1465	1590	1656	1670	1685	1708
15	min	981	1123	1210	1254	1265	1276	1292
30	min	521	597	642	663	670	678	687
60	min	388	405	416	425	428	432	436
120	min	195	208	217	223	225	227	230
180	min	158	169	175	179	180	182	184
240	min	131	138	142	145	146	147	148
300	min	110	116	120	122	123	124	125
600	min	63.8	66.7	68.4	69.5	69.5	69.9	70.4
1200	min	32.9	34.7	35.6	36.3	36.5	36.8	37.1

- Discharge Rates in Amperes to Various End Voltages at 25°C(77°F)

Time	End Voltage	1.85V	1.80V	1.75V	1.70V	1.67V	1.65V	1.60V
5	min	176	204	219	228	231	234	238
10	min	110	127	138	143	145	147	149
15	min	83.5	95.6	103	107	108	109	110
30	min	43.8	50.2	54.1	55.8	56.4	57.0	57.7
60	min	29.4	33.2	34.5	35.4	35.7	36.1	36.5
120	min	16.9	18.4	19.2	19.8	20.0	20.3	20.6
180	min	13.0	13.8	14.3	14.7	14.8	15.0	15.2
240	min	10.9	11.5	11.7	11.9	12.0	12.1	12.2
300	min	9.32	9.74	9.92	10.1	10.2	10.3	10.4
600	min	5.39	5.63	5.65	5.71	5.73	5.76	5.80
1200	min	2.76	2.89	2.96	3.00	3.01	3.03	3.05

All data on the spec. sheet is an average value:

The tolerance range : $X < 6\text{min}$ (+15%~-15%), $6\text{min} \leq X < 10\text{min}$ (+12%~-12%), $10\text{min} \leq X < 60\text{min}$ (+8%~-8%), $X \geq 60\text{min}$ (+5%~-5%)

Performance may vary depending on application. All specifications are correct at time of creation. All specifications and operation conditions contained in this datasheet are subject to change or improvement without prior notice to the user. This data is for evaluation purposes only. No guarantee is intended or implied by this data. For clarification and updated information, please contact us.