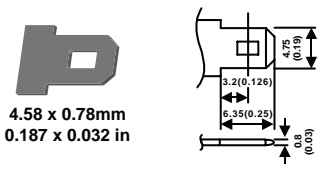
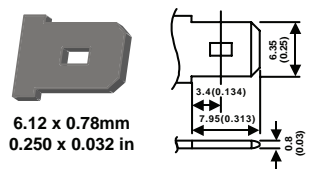
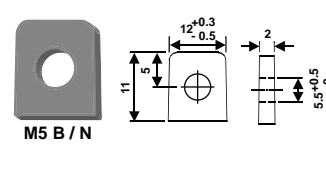
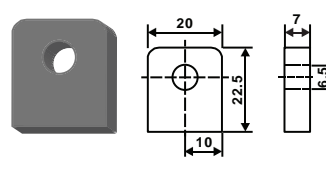
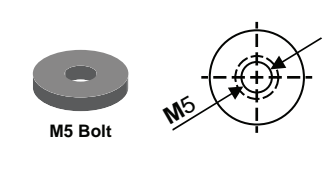
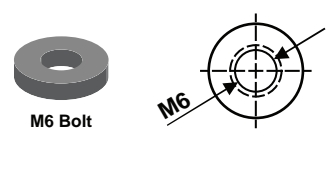
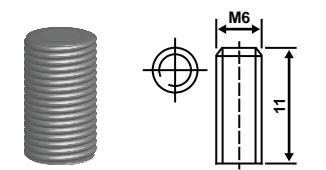
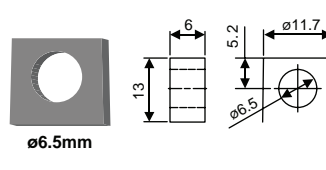
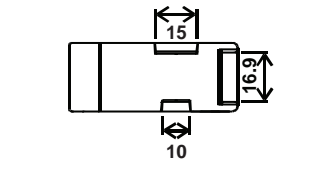
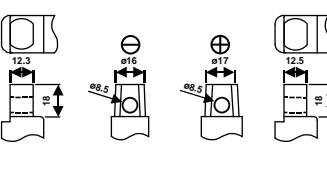
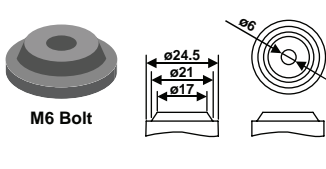
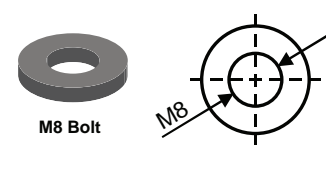
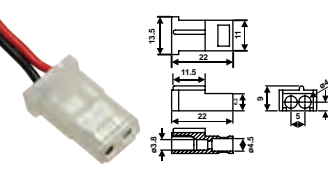
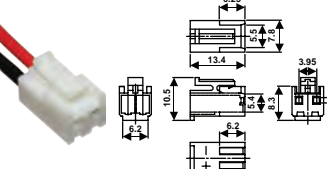


TERMINAL TYPE

<p>F1 (Faston Tab 187)</p>  <p>4.58 x 0.78mm 0.187 x 0.032 in</p>	<p>F2 (Faston Tab 250)</p>  <p>6.12 x 0.78mm 0.250 x 0.032 in</p>	<p>F3 (M5 Bolts)</p>  <p>M5 B / N</p>	<p>F4</p> 
<p>F6 (M5 Bolt)</p>  <p>M5 Bolt</p>	<p>F8 (M6 Bolt)</p>  <p>M6 Bolt</p>	<p>F9 (M6 Nut)</p> 	<p>F10</p>  <p>ø6.5mm</p>
<p>F13</p> 	<p>F15</p> 	<p>F16 (M6 Bolt)</p>  <p>M6 Bolt</p>	<p>F18 (M8 Bolt)</p>  <p>M8 Bolt</p>
<p>WIRE /A</p> 	<p>WIRE /J</p> 		

TERMINAL POSITION

Fig 1	Fig 2	Fig 3	Fig 4	Fig 5	Fig 6	Fig 7
Fig 8	Fig 9	Fig 10	Fig 11	Fig 12	Fig 13	Fig 14
Fig 15	Fig 16	Fig 17	Fig 18	Fig 19	Fig 20	Fig 21
Fig 22	Fig 23	Fig 24	Fig 25	Fig 26	Fig 27	

KEY: ⊕ Positive terminal ⊖ Negative terminal  Spade terminal  Nut & bolt terminal  Insert threaded  Wired connector  Pressure contact

Model Number	Mi Code	Volts	Capacity (Ah)	Length mm	Width mm	Height mm	Height incl' Terminals	Weight Kg	Terminal Position	Terminal Type	Usage	Outer Carton Qty	Pallet Qty	Cross Reference
6SB1.2P	60000-953	6	1.2	97	25	52	57	0.31	2	F1 (Faston 187)	Dual Purpose	20	2240	LC-R061R3P
6SB2.8P	65000-107	6	2.8	66	33	97	104	0.57	1	F1 (Faston 187)	Dual Purpose	20	1920	CP628
6SB3P	60000-956	6	3	134	34	59	65	0.70	2	F1 (Faston 187)	Dual Purpose	20	900	LC-R063R4P
6SB5P	60000-958	6	5	70	47	101	105	0.91	1	F1 (Faston 187)	Dual Purpose	20	900	LC-R064R5P
6SB7.2P	60000-959	6	7.2	151	34	94	100	1.20	2	F1 (Faston 187)	Dual Purpose	10	800	LC-R067R2P
6SB12P	60000-954	6	12	151	50	94	99	1.90	2	F1 (Faston 187)	Dual Purpose	10	540	LC-R0612P
6SB13TOY	65000-104	6	13	108	70	140	140	2.20	17	F1-,F2+	Cyclic	5	400	PS6120FP
12SB0.8P	60000-930	12	0.8	96	25	62	62	0.40	23	Wire/A	Dual Purpose	20	1200	NP0.8-12W
12SB0.8PJ	60000-930J	12	0.8	96	25	62	62	0.40	23	Wire/J	Dual Purpose	20	1200	NP0.8-12(Y)
12SB1.2P	60000-931	12	1.2	97	43	53	59	0.58	4	F1 (Faston 187)	Dual Purpose	20	1400	LC-R121R3P
LB-VWVBM10	46001-550PL	12	2	182	23	61	61	0.68	18	F13 (Pressure Contact)	Dual Purpose	10	1120	LCS2312A
12SB2.3P	60000-929	12	2.3	178	34	60	66	1.05	2	F1 (Faston 187)	Dual Purpose	10	720	LC-R122R2P
12SB2.9PR	60000-961	12	2.9	79	56	99	107	1.24	3	F1 (Faston 187)	Dual Purpose	10	960	PE2.7-12
12SB2.9P	65000-038	12	2.9	79	56	99	107	1.24	6	F1 (Faston 187)	Dual Purpose	10	960	PS1229
12SB3P	60000-945	12	3	134	67	59.5	65.5	1.30	4	F1 (Faston 187)	Dual Purpose	10	640	LC-R123R4P
12SB5P	65000-043	12	5	90	70	101	107	1.90	3	F1 (Faston 187)	Standby	10	600	NP5-12
12SB25WHR	60000-962	12	5	90	70	101	107	2.00	3	F2 (Faston 250)	UPS	10	600	NPX-25T
12SB5C	60000-948	12	5	90	70	101	107	1.90	3	F1 (Faston 187)	Cyclic	10	600	NP5-12
12SB35WHR-F2	60000-963	12	7	151	51	94	101	1.93	5	F2 (Faston 250)	UPS	10	400	UP-VWA1232P1
12SB35WHR-F1F2	60000-963F12	12	7	151	51	94	101	1.93	5	F1-,F2+	UPS	10	400	UP-VWA1232P2
12SB7P-F1	60000-973	12	7	151	65	94	102	2.20	5	F1 (Faston 187)	Standby	5	400	LC-P127P
12SB36WHR	60000-974	12	7.2	151	65	94	102	2.20	5	F2 (Faston 250)	UPS	5	400	UP-VW1236P1
12SB7.2P-F1	60000-949	12	7.2	151	65	94	102	2.40	5	F1 (Faston 187)	Dual Purpose	5	400	LC-R127R2P
12SB7.2P-F2	60000-950	12	7.2	151	65	94	102	2.40	5	F2 (Faston 250)	Dual Purpose	5	400	LC-R127R2P1
12SB9P-F1	60000-951	12	9	151	65	94	102	2.70	5	F1 (Faston 187)	Dual Purpose	5	400	12V9Ah
12SB9P-F2	60000-952	12	9	151	65	94	102	2.70	5	F2 (Faston 250)	Dual Purpose	5	400	12V9Ah
12SB45WHR	60000-972	12	9	151	65	94	102	2.70	5	F2 (Faston 250)	UPS	5	400	UP-VW1245P1
12SB10C	65000-035	12	10	151	65	112	118.5	3.30	5	F2 (Faston 250)	Dual Purpose	5	400	PS12100
12SB12P-F2	65000-036	12	12	151	98	93	98	3.74	5	F2 (Faston 250)	Dual Purpose	4	240	LC-VA1212P1
12SB14C-F2	60000-935	12	14	151	98	93	98	4.28	5	F2 (Faston 250)	Cyclic	4	240	LC-CA1215P1
12SB20C	60000-937	12	20	181	76	167	167	6.08	25	F3 (M5 Bolt & Nut)	Dual Purpose	2	150	LC-RD1217P/LC-P1220P
12SB22C	60000-968	12	22	181	76	167	167	6.45	26	F8 (M6 Bolt)	Cyclic	2	150	LC-XC1221P
12SB26CL	60000-941	12	26	166	175	125	125	9.30	21	F3 (M5 Bolt & Nut)	Dual Purpose	2	120	PS12240
12SB26CLN	60000-940	12	26	166	175	125	125	9.30	26	F6 (M5 Bolt)	Dual Purpose	2	120	PS12240
12SB30C	60000-966	12	30	166	126	176	176	10.12	26	F8 (M6 Bolt)	Cyclic	2	128	LC-XC1228P/AP
12SB30P	60000-965	12	30	166	126	176	176	10.10	21	F3 (M5 Bolt & Nut)	Dual Purpose	2	128	LC-P1228P/AP
12SB34C	60000-967	12	34	197	131	159	170	10.50	24	F6 (M5 Bolt)	Dual Purpose	2	96	LC-R1233P
12SB36C	60000-944	12	36	197	131	159	168	10.70	24	F8 (M6 Bolt)	Cyclic	1	96	LC-R1233P
12SB40CL	60000-969	12	40	199	166	171	171	13.10	26	F8 (M6 Bolt)	Dual Purpose	1	75	LC-P1242P
12SB50C	60000-946	12	50	198	166	171	171	14.30	26	F8 (M6 Bolt)	Cyclic	1	75	LC-XC1238P
12SB55CL	60000-947	12	55	226	135	207	214	17.00	24	F8 (M6 Bolt)	Dual Purpose	1	48	PS12550
12SB65CL	60000-970	12	65	350	166	174	174	21.60	15	F4 (M6 Bolt & Nut)	Dual Purpose	1	48	LC-P1265P
12SB75CL	65000-047	12	75	260	170	202	205	24.00	24	F16 (M6 Bolt)	Dual Purpose	1	32	PS12750
12SB100CLS	60000-971	12	100	306	168	208	214	30.50	24	F8 (M6 Bolt)	Dual Purpose	1	32	100Ah Short
12SB110CL	60000-928	12	110	338	170	212	215	32.50	24	F16 (M6 Bolt)	Dual Purpose	1	32	LC-P12100P
12SB130CL	60000-934	12	130	352	170	276	276	43.00	24	F16 (M6 Bolt)	Dual Purpose	1	24	
12SB150CL	65000-037	12	150	352	170	276	276	46.00	24	F16 (M6 Bolt)	Dual Purpose	1	16	LC-P12150BP
12SB200CL	65000-040	12	200	522	238	219	222	68.50	27	F18 (M8 Bolt)	Dual Purpose	1	8	LC-P12200BP

GEL TYPE - DEEP CYCLE FOR MOTIVE POWER

Model Number	Mi Code	Volts	Capacity (Ah)	Length mm	Width mm	Height mm	Height incl' Terminals	Weight Kg	Terminal Position	Terminal Type	Usage	Outer Carton Qty	Pallet Qty	Cross Reference
12GB7C	60000-985	12	7	151	65	94	102	2.70	5	F1 (Faston 187)	Cyclic	5	400	
12GB12C	60000-986	12	12	151	98	93	98	4.00	5	F2 (Faston 250)	Cyclic	4	240	
12GB17C	60000-987	12	17	181	76	167	167	6.30	25	F3 (M5 Bolt & Nut)	Cyclic	2	150	GF12014YF
12GB24C	60000-988	12	24	166	175	125	125	9.50	21	F3 (M5 Bolt & Nut)	Cyclic	2	96	GF12022YF
12GB36C	60000-989	12	36	197	131	159	159	12.06	9	F8 (M6 Bolt)	Cyclic	1	96	GF12033YG2
12GB50C	60000-990	12	50	198	166	171	171	14.50	14	F8 (M6 Bolt)	Cyclic	1	75	GF12044Y
12GB55C	60000-991	12	55	226	135	207	214	17.00	24	F8 (M6 Bolt)	Cyclic	1	48	
12GB65C	60000-992	12	65	350	166	174	174	23.90	15	F4 (M6 Bolt & Nut)	Cyclic	1	48	
12GB75C	60000-993	12	75	260	170	202	205	24.80	24	F16 (M6 Bolt)	Cyclic	1	32	
12GB100C	60000-994	12	100	338	170	212	215	34.00	24	F16 (M6 Bolt)	Cyclic	1	24	GF12072Y
12GB150C	60000-995	12	150	550	110	288	288	50.00	27	F18 (M8 Bolt)	Cyclic	1	16	

UPS TYPE - HIGH CAPACITY WITH HIGH RATE DISCHARGE

Model Number	Mi Code	Volts	Watts (W)	Length mm	Width mm	Height mm	Height incl' Terminals	Weight Kg	Terminal Position	Terminal Type	Usage	Outer Carton Qty	Pallet Qty	Cross Reference
12SB25WHR	60000-962	12	25	90	70	101	107	2.00	3	F2 (Faston 250)	UPS	10	600	NPX-25T
12SB35WHR-F2	60000-963	12	35	151	51	94	101	1.93	5	F2 (Faston 250)	UPS	10	400	UP-VWA1232P1
12SB35WHR-F1F2	60000-963F12	12	35	151	51	94	101	1.93	5	F1-,F2+	UPS	10	400	UP-VWA1232P2
12SB36WHR	60000-974	12	36	151	65	94	102	2.20	5	F2 (Faston 250)	UPS	5	400	UP-VW1236P1
12SB45WHR	60000-972	12	45	151	65	94	102	2.70	5	F2 (Faston 250)	UPS	5	400	UP-VW1245P1

