



Power & Lighting

Batteries Primary	2	Power Automotive	145
Alkaline Batteries.....	3	12V Power Accessories.....	149
Battery Holders.....	5	12V Power Converters.....	145
Button Cells.....	9	12V Power Inverters.....	145
Carbon Batteries.....	4	Dual Battery Controllers.....	145
Lithium Batteries.....	7	SLA Battery Chargers.....	146
Mercury Batteries.....	8	SLA Battery Chargers - Solar.....	147
Special Sizes.....	6	SLA Battery Testers.....	146
Ultra-Alkaline Batteries.....	2		
Batteries Rechargeable	11	Power Electrical	53
Assembled Battery Packs.....	17	AC Double Adaptors.....	63
Battery Banks.....	21	AC Power Boards.....	53
Chargers.....	11	AC Power Desk Grommet.....	59
Chargers Inside Batteries.....	12	AC Power Elsafe.....	58
Chargers With Batteries.....	12	AC Power Extension Cords.....	61
Eneloop Batteries.....	13	AC Power Fuse Holders.....	92
Hobbies & Racing Batteries.....	19	AC Power Leads IEC.....	69
Industrial Batteries.....	15	AC Power Leads IEC Lock.....	68
LiFePO4 Batteries.....	32	AC Power Leads Misc.....	72
LiFePO4 Battery Kits.....	34	AC Power Plugs & Connectors.....	73
LiFePO4 Prismatic.....	35	AC Power PowerCube.....	57
Li-Ion Batteries & Chargers.....	20	AC Power RCD.....	60
Ni-Cd Batteries.....	17	AC Power USB.....	55
Ni-MH Batteries.....	14	AC Power Wall Plates.....	80
SLA Batteries - NBN.....	27	AC Ventilation Fans.....	102
SLA Batteries - Security.....	27	Clocks & Timers.....	63
SLA Cross Reference.....	22	Conduit.....	95
SLA Drypower.....	27	Conduit D-Line Decorative Trunking.....	100
SLA Gates Cyclon.....	26	DIN Mount Switch Board.....	89
SLA Other.....	27	Electrical Circuit Breakers DIN.....	87
SLA Ritarr.....	24	Electrical Industrial.....	78
SLA Video.....	26	Electrical Junction Boxes.....	90
		Electrical Mounting & Brackets.....	97
Batteries Rechargeable Packs	36	LAY5 XB2 Series.....	93
Automation and Control Batteries.....	44	Overseas Adaptors.....	64
Digital Still Camera Batteries.....	40	Overseas Power Leads.....	72
Emergency Light Batteries.....	44	Smart Home TP-Link.....	62
GPS Batteries.....	46	Stepdown Transformers.....	65
iPod® & iPhone® Batteries.....	43	Toggle® High Performance Anchors.....	99
Laptop Batteries.....	47		
PLC Robotics CNC Machine Batteries.....	44	Power Supplies	153
Two Way Radio Batteries.....	49	12V Car Jump Starter.....	153
Vacuum Cordless Batteries.....	45	Appliance AC Mains Test.....	172
Video Camcorder.....	36	DC Plugs.....	165
		Phone Chargers Qi.....	153
Lighting	103	Powerbank Qi.....	153
Appliance Lamps.....	110	Power Supply AC-AC.....	160
Down Light Bases.....	109	Power Supply Benchtop.....	166
Fluorescent.....	107	Power Supply Junction Boxes.....	166
Halogen Lighting.....	107	Power Supply Laptop.....	168
LED Colour Chart.....	118	Power Supply Linear Type.....	160
LED Lighting - Cabinet Lights.....	117	Power Supply Multi-Voltage.....	167
LED Lighting - Downlights LED.....	117	Power Supply Quick Guide.....	158
LED Lighting - Drivers.....	139	Power Supply Quick Guide.....	161
LED Lighting - Flood Lights.....	131	Power Supply Transformers.....	170
LED Lighting - G4 Retro Fit.....	109	Power Supply USB.....	156
LED Lighting - Oyster Lights.....	126		
LED Lighting - Panel Baton Tube Lights.....	114		
LED Lighting - Spot Lights Motion Detect.....	129		
LED Lighting - Strip & Tapes.....	133		
LED Lighting - Work Lights.....	128		
LED Strip Tapes.....	133		
Magnifying Lamps.....	105		
Motion Sensor & Daylight Harvesting.....	103		
MR16 & GU10.....	108		
Smart Home TP-Link.....	132		
Torches.....	140		



Power & Lighting

□ Batteries Primary

□ Lithium Batteries

LITHIUM "AAA" ENERGIZER

**LASTS UP TO 5 TIMES
LONGER THAN ALKALINE!**

And Weighs 30% less!
10 year shelf life
Non-rechargeable
Blister Packaged in pairs

Pack of	Code
2	L92-BP2



LITHIUM "AA" ENERGIZER

**LASTS UP TO 5 TIMES
LONGER THAN ALKALINE!**

AND Weighs 30% less!
Long 10 year shelf life
Non-rechargeable
Blister pack Energizer

Pack of	Code
2	L91-BP2
4	L91-BP4



LITHIUM "AAA"

PACK OF TWO

High power lithium
1.5V 1.2Ah
Non-rechargeable

Pack of	Code
2	5021013-BP2

SINGLE BULK

Pack of	Code
1 Bulk	1501-0010



LITHIUM "AA"

PACK OF TWO

High power lithium
2900mAh
Non-rechargeable

Pack of	Code
2	5021003-BP2



LITHIUM "AA"

PACK OF FOUR

High power lithium
2900mAh
Non-rechargeable

Pack of	Code
4	1512-0002-BP4



LITHIUM 9V BATTERY

SUIT SMOKE ALARMS, etc.

Stainless steel cased Lithium.
Shelf Life of over ten years !
9V 1.2Ah 18x27x47mm

Packaging	Code
Blister	U9VL



□ Ultra-Alkaline Batteries

ORION ULTRA-ALKALINE

Orion's Ultra Alkaline batteries are both economical and powerful.
No mercury. No cadmium.
Available in a blister pack of 4.
Box of five blister packs with 4 each.

- New Alkaline Formula
- Long 5 Year Shelf Life
- Higher Power density



ORION ALKALINE BATTERIES "AAA"

PACK OF 4 SHRINK WRAP

Orion's Ultra Alkaline batteries are both economical and powerful.
1.5V AAA type.
Long 5 Year Shelf Life.

Pack of	Code
4	OR-LR03SP4



ORION ALKALINE BATTERIES "AAA"

BOX OF 5X4 SHRINK WRAP

Orion's Ultra Alkaline batteries are both economical and powerful. 1.5V AAA type. Available in a pack of 20.
Long 5 Year Shelf Life.

Pack of	Code
20	OR-LR03BP20



ORION ALKALINE BATTERIES "AA"

PACK OF 4 SHRINK WRAP

Orion's Ultra Alkaline batteries are both economical and powerful.
1.5V AA type.
Long 5 Year Shelf Life.

Pack of	Code
4	OR-LR6SP4



ORION ALKALINE BATTERIES "AA"

PACK OF 20 SHRINK WRAP

Orion's Ultra Alkaline batteries are both economical and powerful.
1.5V AA type.
Long 5 Year Shelf Life.

Pack of	Code
20	OR-LR6BP20



TITAN ALKALINE 9V

Exclusive to WES. Ultra-Alkaline offers higher energy density to maximise battery life in an economical package.
Supplied in a hanger card.

- Long 5 Year Shelf Life
- High Power 330mAh

Packaging	Code
Blister Card	TN-6LR61BP





Alkaline Batteries

FUJITSU ALKALINE

The Fujitsu Universal Power range of alkaline batteries are engineered in Japan and feature: The highest anti-leakage reliability thanks to the latest anti-leakage and anti-corrosion technology.

JAPAN



FUJITSU ALKALINE "AAA"

Blister-pack

Pack of	Code
2	LR03UBP2
4	LR03UBP4
20	LR03UBP20



Shrink-wrap

Pack of	Code
2	LR03USP2

FUJITSU ALKALINE "AA"

Blister-pack

Pack of	Code
2	LR6UBP2
4	LR6UBP4
20	LR6UBP20



Shrink-wrap

Pack of	Code
2	LR6USP2
4	LR6USP4

FUJITSU ALKALINE "C"

Blister-pack

Pack of	Code
2	LR14UBP2



Shrink-wrap

Pack of	Code
2	LR14USP2

FUJITSU ALKALINE "D"

Blister-card

Pack of	Code
2	LR20UBP2



Shrink-wrap

Pack of	Code
2	LR20USP2

FUJITSU ALKALINE "9V"

Blister-card

Pack of	Code
1	6LF22UBP1



Shrink-wrap

Pack of	Code
1	6LF22USP1

TOSHIBA ALKALINE

Long Lasting Power!
New Improved 200% High Surge Current
Long Shelf Life Full Power after 5 Years of Storage Protected against Physical shock for Portable Use, etc.



TOSHIBA ALKALINE "AAA"

Shrink-wrap

Pack of	Code
2	TSLR3SP2



Blister packs

Pack of	Code
2	TSLR3BP2
4	TSLR3-BP4
10	TSLR3BP10
20	TSLR3VP20

TOSHIBA ALKALINE "AA"

Shrink-wrap Pair

Pack of	Code
2	TSLR6SP2



Blister packs

Pack of	Code
4	TSLR6-BP4
10	TSLR6BP10
20	TSLR6VP20

TOSHIBA ALKALINE "C"

Order one & receive a shrink-wrap pack of two batteries.
0% Mercury
0% Cadmium

Pack of	Code
2	TSLR14SP



TOSHIBA ALKALINE "D"

Order one to receive a shrink wrap of two batteries.
0% Mercury
0% Cadmium

Pack of	Code
2	TSLR20SP



TOSHIBA ALKALINE 9V

Metal Jacket
0% Mercury
0% Cadmium

Type	Code
Bulk	TS6LR61SP
Card	TS6LR61BP





Power & Lighting

Alkaline Batteries

PANASONIC ALKALINE

Up to 7 year expiry date



PANASONIC ALKALINE "AAA"

Pack of Code
2 LR03T/2B

PACK OF 4 AAA

Pack of Code
4 LR03T/4B

PACK OF 8 AAA

Pack of Code
8 LR03T/8B

PACK OF 24 AAA

Pack of Code
24 LR03T/24V



PANASONIC ALKALINE "AA"

Pack of Code
2 LR6T/2B

PACK OF 4 AA

Pack of Code
4 LR6T/4B

PACK OF 12 AA

Pack of Code
12 LR6T/12B

PACK OF 24 AA

Pack of Code
2 LR6T/24V



PANASONIC ALKALINE "C"

Pack of Code
2 LR14T/2B



PANASONIC ALKALINE "D"

Pack of Code
2 LR20T/2B



PANASONIC ALKALINE 9V

Pack of Code
1 6LR61T/1B



PANASONIC EVOLTA

***LONGEST LASTING ALKALINE EVER !**

EVOLTA battery: ultimate long lasting energy
EVOLTA batteries combine "voltage" (power) and "evolution" — how the Panasonic technology has grown to become preeminent in the industry.

EVOLTA

PANASONIC EVOLTA "AAA"

Pack of Code
2 LR03EG/2B

PACK OF 4 AAA

Pack of Code
4 LR03EG/4B

PACK OF 8 AAA

Pack of Code
8 LR03EG/8B

PACK OF 18 AAA

Pack of Code
18 LR03EG/18B



PANASONIC EVOLTA "AA"

Pack of Code
2 LR6EG/2B

PACK OF 4 AA

Pack of Code
4 LR6EG/4B

PACK OF 8 AA

Pack of Code
8 LR6EG/8B

PACK OF 18 AA

Pack of Code
18 LR6EG/18B



PANASONIC EVOLTA "C"

Pack of Code
2 LR14EG/2B



PANASONIC EVOLTA "D"

Pack of Code
2 LR20EG/2B



PANASONIC EVOLTA 9V

Pack of Code
1 6LR61EG/1B



Carbon Batteries

PANASONIC CARBON-ZINC

HEAVY-DUTY

Metal Jacket
Will Not Leak
Carbon Zinc
Mercury Free
Cadmium Free.
Supplied in a
Blister pack for
hanging.



PANASONIC CARBON "AA"

"Heavy Duty" Metal
Casing Order One to
Receive Four Batteries
packaged in blister card.

Pack of 4
Code R6DP/4B



PANASONIC CARBON "C"

"Heavy Duty" Metal
Casing Order One
to Receive a blister
card pack of two.

Pack of 2
Code R14DP/2B



PANASONIC CARBON "D"

"Heavy Duty" Metal
Casing Order One
to Receive a blister
card pack of two.

Pack of 2
Code R20DP/2B



PANASONIC CARBON 9V

Carbon-zinc type
0% MERCURY
0% CADMIUM
Packaged in a
Blister pack.

Pack of 1
Code 6F22DP/1B





Battery Holders

BATTERY SNAP 9 VOLT

Lead 150mm
Code LIC601



2X "AAA" CELL HOLDER

15x22x52mm
LIC303 is screw-down

Lead 150mm 140mm
Code LIC302 LIC303



4X "AAA" CELL HOLDER

25x25x50mm
Lead Length 150mm

Lead 150mm
Code LIC304



2X "AA" CELL HOLDER

15x25x60mm

Lead 150mm
Code LIC503A



2X "AA" CELL HOLDER

15x25x60mm

Code LIC503B



3X "AA" CELL HOLDER

15x45x60mm

Lead 150mm
Code LIC513



4X "AA" CELL HOLDER

15x25x110mm
150mm wires.

Lead 150mm
Code LIC505



4X "AA" CELL HOLDER

15x25x110mm

Code LIC505B



4X "AA" CELL HOLDER

30x30x60mm

Lead 150mm
Code LIC501C



4X "AA" CELL HOLDER

30x30x60mm


Code LIC501B



4X "AA" CELL HOLDER

15x60x60mm
Lead Length 150mm

Lead 150mm
Code LIC502



4X "AA" CELL HOLDER

15x60x60mm
Battery Snap

Code LIC502B



6X "AA" CELL HOLDER

30x45x60mm

Code LIC507



8X "AA" CELL HOLDER

30x60x60mm
Battery Snap

Code LIC509



8X "AA" CELL HOLDER

30x60x60mm
150mm wires

Lead 150mm
Code LIC508



10X "AA" CELL HOLDER

30x60x75mm
150mm wires

Lead 150mm
Code LIC510



4X "C" CELL HOLDER

25x55x110mm
Battery Snap

Code LIC201



4X "D" CELL HOLDER

30x75x140mm

Code LIC101





Power & Lighting

Special Sizes

SPECIAL SIZES

PREMIUM GRADE UNIQUE SHAPES



1.5V ALKALINE "AAAA"

Volts	1.5
Size	"AAAA"
Equiv.	4061, LR61, E96
Code	E96-BP2



1.5V ALKALINE "N"

Pager Battery size "N", "Lady".
LR1, MN9100, E90, 910A, AM5.

Size	30x12mmØ
Code	LR1-BP1



4.5V ALKALINE

Replaces Mercury Type M133 4.5V

Capacity	580mAh
Equiv.	Varta V21PX, E/R 523, Also M133 PX21
Volts	4.5V
Code	A133



6V ALKALINE CAMERA

Premium Varta battery for cameras, etc.


Equiv.	4LR44, 537, 7240
Size	13Ø x 25mm
Code	4LR44 each



6V ALKALINE

Suit car alarm remotes, lighters.
Blister pack.

Size	15x10mmØ
Power	6V
Code	GP11A



9V ALKALINE PENCIL

Used in car alarms, etc.

Equiv.	GP25A, GPA32
Size	22x7.7mmØ
Code	GP29A



9V ALKALINE PENCIL

Used in car alarms, etc.

Equiv.	L1022, 10A
Size	22x10mmØ
Code	GP10A

DISCONTINUED



12V ALKALINE PENCIL

Used in car alarms, etc.

Equiv.	LR27A
Size	28x7.7mmØ
Code	GP27A



12V ALKALINE PENCIL

Used in car alarms, etc.

Equiv.	LR23A
Size	28x10mmØ
Code	GP23A



3R12A BATTERY 4.5V

LANTERN BICYCLE TORCH

Ansmann 3R12
4.5V 2000mAh.
Replaces 3R12,
3R12A, 3LR12,
MN1203, 1289.
62x67x22mm.
Blister Card.

Code	3R12A
------	-------



15V BATTERY

Terminals at opposite ends
Eveready #411
NEDA 208
37x26x16mm

Code	EVER411
------	---------



6V LANTERN BATTERY

Panasonic

Popular large Torch battery
Heavy-Duty Carbon Zinc.
May be substituted with
Varta if stock runs out.
115x67x67mm 550g

Code	4R25
------	------



6V LANTERN BATTERY VARTA

Popular large Torch battery
Heavy-Duty Zinc Chloride
115x67x67mm 520g

Code	V431
------	------



Battery Testers

BATTERY TESTER

Handy device for testing a vast
range of batteries from 1.5 volt
button to "D" size and 9 volt
transistor batteries etc.

Code	BT-168
------	--------



BATTERY TESTER BT0333

Handy device for testing a vast
range of batteries from 1.5 volt
button to "D" size and 9 volt
transistor batteries etc.

Code	BT0333
------	--------





□ Lithium Batteries

3V LITHIUM CAMERA BATTERY

Type CR-1/3N (3V)
Size 10x12mmØ
Code CR13N



6V LITHIUM CAMERA BATTERY

Type 2CR-1/3N (6V)
Equiv. 28PXL
Size 25x13mm
Code 2CR13N



CRP2 LITHIUM CAMERA

Panasonic Lithium packaged.
EL223A, DL223A, etc.

Code
CRP2



2CR5 LITHIUM CAMERA

Lithium packaged. EL2CR5,
DL245B, etc.

Code
2CR5



CR123A LITHIUM CAMERA

Panasonic CR123A Lithium
Battery replaces CR123A,
CR123AS, DL123A,
EL123A, K123L

Code
CR123A



CR2 LITHIUM CAMERA BATTERY

Volts 3V
Power 850mAh
Size 27x15Ømm
Code CR2




3V LITHIUM 1/2"AA" VARTA

Size 25x15mmØ 950mAh
STANDARD
Varta CR1/2AA
Code
CR6127

AXIAL LEADS
Varta CR1/2AA-CD
Code
TCR6127

PCB MOUNT (3PIN)
Varta CR1/2AA-SLF
Code
TCR6127P



3V LITHIUM 1/2 AA

3V 850mAh
Size 25x15Ømm
Code CR14250SE

TAGGED

Code
TCR14250SE



3V LITHIUM 2/3"AA" VARTA

STANDARD
Varta CR2/3AA 1350mAh.
Volts Size Code
3V 34x15mmØ CR6237

AXIAL LEADS
Code
TCR6237



3V LITHIUM "AA" VARTA

STANDARD
Varta CR-AA 2000mAh
Volts Size Code
3V 51x15mmØ CR6117

AXIAL LEADS
Code
TCR6117



3V LITHIUM BR-C

"C" Size 26x50mm 3V 5000mAh
Panasonic Quality. Made in Japan.

Code
BRC3

TAGGED

Code
TBRC3



3V LITHIUM CR1/3N

Type CR-1/3N (3V)
Size 10x12mmØ
Pins No Pin 2 Pin 3 Pin
Code CR13N TCR13NP2 TCR13NP3




3V LITHIUM 2/3A

Volts 3V 1800mAh
Size 34x17Ømm
Code CR17335SE

TAGGED

Code
TCR17335SE



3V LITHIUM 2/3A

Panasonic 3V 1200mAh

RAISED BUTTON

Code
BR2/3A

TAGGED

Code
TBR23A



PCB 3-pin

Code
TCBR23A



3V LITHIUM 9/10A

Volts 3V 2500mAh
Size 45x17Ømm
Code CR17450SE

TAGGED

Code
TCR17450SE



BRANDING MAY CHANGE

CHECK OUR WEBSITE FOR UPDATES

Please Note: Branding May Change
Depending On Stock Availability

□ Batteries - A comprehensive range is available online - Too many to list here - See our website....

BATTERY EOL STEWARDSHIP

www.batteryrecycling.org.au



Australian Battery Recycling Initiative (ABRI) is a not-for-profit association established to promote responsible environmental management of batteries at end of life.

www.batteryrecycling.org.au/recycle-batteries/why/find-a-rec

SPECIAL BATTERIES AVAILABLE

PLEASE SEARCH OUR WEBSITE...

Too many items to list here, please enquire...

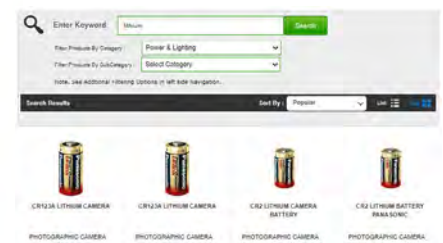
Some special items may have lead time.

Please contact us for rare special batteries not listed.



MORE BATTERIES AVAILABLE

PLEASE SEARCH OUR WEBSITE...





Power & Lighting

□ Lithium Batteries

3.6V LITHIUM 1/2 AA TAGGED

SBAA02AX TL5209W TL2150P TC45A

Fanso ER14250H/P 1/2AA size 3.6V 1200mAh Lithium Thionyl Chloride Battery.

Code
ER14250BH

AXIAL LEADS

Code
ER14250HP



3.6V LITHIUM "AA" FANSO

Volts	3.6V	3.6V
Power	2700mAh	2100mAh
Size	51x15mmØ	51x15mmØ
Equiv.	LS6, SB-AA11, TO651, TC85, TL-2100/S	
Code	ER14505H	ER14505M

AXIAL LEADS

Code ER14505HP



3.6V LITHIUM "C"

ER26500H Lithium thionyl chloride battery. 3.6V 9Ah. C Size battery. 50x26mm

Type	Code
Button	ER26500-EVE
Tagged	ER26500H-TAG



3.6V LITHIUM "D"

3.6V 20Ah. Max discharge 80mA. 60x33mm. Button or Tagged.

Type	Code
Button	ER34615H
Tagged	ER34615H-TAG



ER14250 3.6V LITHIUM 1/2 "AA" EVE

NON-RECHARGEABLE

3.6V 1/2 AA size Lithium-thionyl Chloride batteries. 1.2Ah. Pulse compatible.

Type	Button	Axial lead
Voltage	3.6V	3.6V
Capacity	1200mAh	1200mAh
Size	25.4x14.5mmØ	25.4x14.5mmØ
Code	ER14250-EVE	ER14250P-EVE



ER14505 3.6V LITHIUM "AA" EVE

NON-RECHARGEABLE

3.6V AA size Lithium-thionyl Chloride batteries. 2.6Ah. Pulse compatible.

Type	Button	Axial lead
Voltage	3.6V	3.6V
Capacity	2600mAh	2600mAh
Size	50.5x14.5mmØ	50.5x14.5mmØ
Code	ER14505-EVE	ER14505P-EVE



3.6V LITHIUM BACKUP

TADIRAN

3.6V 2400mAh 18x16x62mm

Equiv.	EP5242W, 1LS6, Tadiran TL-5242/W, TCB850
Code	TL5242W



3.6V LITHIUM 1/2AA

The ER14250W is a CR14250 1/2AA 3.6V/1.2Ah Non-rechargeable Battery, lithium thionyl chloride

Type	1/2 AA
Size	28.5x16.5mmØ
Code	ER14250W



3.6V LITHIUM-THIONYL CHLORIDE

TYRE PRESSURE MONITORING SYSTEM BATTERY

Size	5.5x24.5mmØ
Voltage	3.6V
Capacity	500mAh
Code	ER2450



3.6V TADIRAN LITHIUM

Used in computers, etc. TL5134, TL5135, etc.

Volts	3.6V/1Ah
Height	6.5mm
Code	TL-5934



3.6V 1/6 "D" LITHIUM FANSO

Type	Wafer
Voltage	3.6V
Capacity	1700mAh
Size	10x32.9mmØ
Code	ER32L100



□ Mercury Batteries

V400PX REPLACEMENT

S400PX NOW REPLACES V400PX & S936S

Volts	1.55V
Size	3.6x11.6mm
Equiv.	H-B, RW36, 242, SR42, S936S, V400PX
Code	S400PX



A14PX REPLACEMENT

3V Alkaline. Replaces 2.7V Mercury battery: V14PX, 2MR9, EPX14, H-2D, PX14, RPX14,

Equiv.	Size	Code
Alkaline Type	16x17mm Ø	A14PX

This product is no longer available in mercury 2.7V version. Products formerly using the mercury battery can use this alkaline battery



6.2V SILVER OXIDE

Dog collar battery, etc. Silver oxide cell that also replaces an older 5.4V mercury battery of similar dimensions.

Volts	6.2V
Size	20x15mmØ
Equiv.	PX23, S23PX, V23PX
Code	S23PX-BP1



□ Petsafe Collar Battery

PETSAFE COLLAR BATTERY

RFA-67 consists of 2x 6V replacement Li-Mn oxide batteries for PetSafe in-ground and wireless fence receiver collars and bark collars.

QTY	Code
2	RFA-67D



ER26500 3.6V LITHIUM "C" EVE

NON-RECHARGEABLE

3.6V C size Lithium-thionyl Chloride battery. 8.5Ah. Pulse compatible.

Type	Button
Voltage	3.6V
Capacity	9000mAh
Size	50x26mmØ
Code	ER26500-EVE



ER34615 3.6V LITHIUM "D" TAGGED EVE

NON-RECHARGEABLE

3.6V AA size Lithium-thionyl Chloride battery. Tagged. 19Ah. Pulse compatible.

Type	Tagged
Voltage	3.6V
Capacity	19000mAh
Size	61.5x33.1mmØ
Code	ER34615T-EVE





□ Button Cells

LR BUTTON CELLS PAIRED - ALKALINE 1.5V

PACKAGED IN PAIRS WITH WARNING STICKER*

PRICES are for TWO BATTERIES

Order one to receive TWO batteries supplied in blister packaging with the required Warning sticker.

The quantity per card is listed so you may order in bulk.
Order 5 pieces to receive a card of 10.
e.g.
Order 5x 'LR44-2' and receive a card with 10 batteries.



Qty Per Card	Size DXH mm	Maxell	Toshiba Energizer	Varta etc.	QTY	Code
2x5(10)	7.9x3.6	LR41	192, AG3, G3A, GP192, L736	RW87, V3GA	2	LR41-2
2x5(10)	11.6x4.2	LR43	186, G12, 10L124, SR43W, GP86	RW84, V12GA	2	LR43-2
2x5(10)	11.6x5.4	LR44	357, EXP76, A7,6 RW82, G13	V13GA, AG13	2	LR44-2
2x5(10)	6.8x2.6	LR626	66, 606, 625, 377	AG04, V377	2	LR626-2
2x5(10)	11.6x3.0	LR54	189	RW89, V10GA	2	LR1130-2
2x5(10)	11.6x2.0	LR55, SR59, S17	607, 530, L317	AG8, G8,	2	LR1120-2

SR BUTTON CELLS - SILVER OXIDE 1.55V

- Brand supplied may change depending on availability.
- Batteries are supplied in singles. Qty Per Card = Order 5 batteries to receive a card of five pieces.

Qty Per Card	Size DXH mm	Maxell	Toshiba Energizer	Varta etc.	Code
1	11.6x5.4	SR44W	S76, EXP76, 357, 541, RW42, MS76, V76PX	V13GS, V357	SR44
5	6.8x1.65	SR616SW	321		EN321TZ
5	7.9x3.1	SR731SW	329	V329	EN329TZ
5	11.6x3.6	SR1136SW, SR1136W	344/350	V344, V350	EN344TZ
5	11.6x4.2	SR43W	386		EN386TZ
5	7.9x3.6	SR41SW, SR41W	392/384	V384, V392	EN392BPZ
5	4.8x2.2	SR421	348, SBA6	V348	SR421SW
5	5.8x1.25	SR512	335, 280-68, 622	V335	SR512
5	5.8x1.7	SR62	317	V317	SR516
5	5.8x2.2	SR63	379, RW50	V379	SR521
5	5.8x2.7	SR527SW	319	V319	SR527
5	6.8x2.2	SR60	364, 531, RW31	G1, V364	SR621
5	6.8x2.6	SR66	377, D2V, RW39, RW37	V377	SR626
5	7.9x2.2	SR58	362, 532, RW19	G11, V362	SR721
5	7.9x2.6	SR59	396, 397, 556, 536, RW26, RW29	V396, V397	SR726
5	9.5x1.7	SR68	373	RW41, V373	SR916
5	9.5x2.1	SR69	371, SB-AN	RW30, V371	SR920
5	9.5x2.7	SR57	395	RW25, V395	SR927
5	9.5x3.6	SR45	394	RW27, V394	SR936

CR BUTTON CELLS - LITHIUM 3V

Qty Per Card	Size	QTY	Code
5	10x2.5mm	1	CR1025
5	12x1.6mm	1	CR1216
5	12x2.0mm	1	CR1220
5	16x1.6mm	1	CR1616
5	16x2.0mm	1	CR1620
5	16x3.2mm	1	CR1632
5	20x1.6mm	1	CR2016
5	20x2.5mm	1	CR2025
5	20x3.2mm	1	CR2032
1*	23x2.0mm	1	CR2320
1	23x2.5mm	1	CR2325
1	23x3.0mm	1	CR2330
1	23x5.4mm	1	CR2354
1	24x1.2mm	1	CR2412
1	24x3.0mm	1	CR2430
5	24x5.0mm	1	CR2450
1*	24x5.0mm	1	CR2450N
1	24x7.7mm	1	CR2477
1*	24x7.7mm	1	CR2477N(R)
1	30x3.2mm	1	CR3032
5	12.5x2.5mm	1	BR1225

- Batteries supplied in singles. Qty Per Card is a suggestion only. Order 5 batteries to receive a card of five pieces.



- Brand supplied may change depending on availability.




*WARNING: Keep out of reach of children.

□ ZINC AIR - READ ME

ZINC AIR - READ ME

Zinc Air batteries have four little air holes. The bottom (positive end) of the zinc-air battery has a tab that seals these holes keeping the air out until the battery is ready to be used. When the tab is removed, the battery starts "working".



ZINC AIR

HEARING AID - V230A

Order One To Receive A Card of SIX

Size 5.8Ø x 3.6mm
Volts 1.4V 70mAh
Code V10-BP6
Per Card



When the tab is removed, the battery starts "working".

ZINC AIR

HEARING AID

Order One To Receive A Card of SIX

Size 7.9Ø x 5.4mm
Volts 1.4V 240mAh
Code V13-BP6
Per Card




When the tab is removed, the battery starts "working".

ZINC AIR

HEARING AID

Order One To Receive A Card of SIX

Size 7.9Ø x 3.6mm
Volts 1.4V 140mAh
Code V312-BP6
Per Card



When the tab is removed, the battery starts "working".

ZINC AIR

HEARING AID

Order One To Receive A Card of Six

Size 11.6Ø x 5.4mm
Volts 1.4V 600mAh
Code V675-BP6
Per Card



When the tab is removed, the battery starts "working".

ZINC AIR

COCHLEAR IMPLANT

Nucleus BTE Speech A Card of Six

Size 11.6Ø x 5.4mm
Volts 1.4V 520mAh
Code V675P-BP6
Per Card



When the tab is removed, the battery starts "working".



Power & Lighting

□ Button Cells, Lithium Batteries

3V LITHIUM BATTERIES TAGGED

Button Cells with Tags.
Not for consumer sales.
To be fitted by qualified
personnel. BR, CR, DL
are interchangeable
and not rechargeable.

BR1220-1VC 12x2.0mm TAGGED

Volts	3.0V
Power	35mAh
Ø	12.5mm
Height	2.0mm
Pins	3.25mm
Code	BR1220-1VC



CR1220-FH 12x2.0mm TAGGED

Volts	3.0V
Power	35mAh
Ø	12.5mm
Height	2.0mm
Pins	10mm
Code	CR1220-FH



CR2025-FH1 20x2.5mm TAGGED

Volts	3.0V
Power	155mAh
Ø	20.0mm
Height	2.5mm
Pins	20mm
Code	CR2025-FH1



CR2032-1HS 20x3.2mm TAGGED

Volts	3.0V
Power	220mAh
Ø	20.0mm
Height	3.2mm
Pins	15mm
Code	CR2032-1HS



Narrow

CR2032-1HFE 20x3.2mm TAGGED

Volts	3.0V
Power	220mAh
Ø	20.0mm
Height	3.2mm
Pins	20mm
Code	CR2032-1HFE



Normal

CR2032-FH1 20x3.2mm TAGGED

Not-Insulated	
Volts	3.0V
Power	220mAh
Ø	20.0mm
Height	3.2mm
Pins	20mm
Code	CR2032-FH1



CR2032-1HM 20x3.2mm TAGGED

Volts	3.0V
Power	220mAh
Ø	20.0mm
Height	3.2mm
Pins	20mm
Up	8mm
Code	CR2032-1HM



CR2032-HFN 20x3.2mm TAGGED

Power	220mAh
Volts	3.0V
Ø	20.0mm
Height	3.2mm
Pins	20mm
Code	CR2032/HFN



CR2032-1GUF 20x3.2mm TAGGED

Power	220mAh
Ø	20.0mm
Height	3.2mm
Pins	20mm(±)
+2	10mm(+)
Code	CR2032-1GUF



CR2032-1GVF 20x3.2mm TAGGED

Volts	3.0V
Power	220mAh
Ø	20.0mm
Height	3.2mm
Pins	4mm(±)
+2	10mm(+)
Code	CR2032-1GVF



CR2032-1F2 20x3.2mm TAGGED

Volts	3.0V
Power	220mAh
Ø	20.0mm
Height	3.2mm
Pins	Opp' Tags
Code	CR2032-1F2



BR2325-1HC 23x2.5mm TAGGED

Volts	3.0V
Power	165mAh
Ø	23.0mm
Height	2.5mm
Pins	20mm
Code	BR2325-1HC



CR2354-1GUF 23x5.4mm TAGGED

Volts	3.0V
Power	560mAh
Ø	23.0mm
Height	5.4mm
Pins	18mm(±)
+2	10mm(+)
Code	CR2354-1GUF



CR2354-1VC 23x5.4mm TAGGED

Volts	3.0V
Power	560mAh
Ø	23.0mm
Height	5.4mm
Pins	10mm~
Code	CR2354-1VC



CR2430-RV 25x3.0mm TAGGED

Volts	3.0V
Power	280mAh
Ø	24.5mm
Height	3.0mm
Pins	3.0mm(±)
+2	10mm(+)
Code	CR2430-RV



CR2430-RH1 24x3.0mm TAGGED

Power	280mAh
Ø	24.5mm
Height	3.0mm
Pins	20mm(±)
+2	10mm(+)
Code	CR2430-RH1



CR2450-NFH 24x3.0mm TAGGED

Volts	3.0V
Power	280mAh
Ø	24.5mm
Height	3.0mm
Pins	20mm(±)
Code	CR2450-NFH



CR2450-NRH 24x5.0mm TAGGED

Volts	3.0V
Power	560mAh
Ø	24.5mm
Height	5.0mm
Pins	20mm(±)
+2	10mm(+)
Code	CR2450-NRH



CR2450-NRV 24.5x5mm TAGGED

Volts	3.0V
Power	560mAh
Ø	24.5mm
Height	5.0mm
Pins	5mm(±)
+2	10mm(+)
Code	CR2450-NRV



CR2477-1HF 24x7.7mm TAGGED

Volts	3.0V
Power	1000mAh
Ø	24.5mm
Height	7.7mm
Pins	20mm(±)
Code	CR2477-1HF



VL2020-1VC 20x2.0mm TAGGED

Rechargeable	
Volts	3.0V
Power	20mAh
Ø	20.0mm
Height	2.0mm
Pins	10mm(±)
Code	VL2020-1VC



VL2330-1HF 23x3.0mm TAGGED

Rechargeable	
Volts	3.0V
Power	50mAh
Ø	23.0mm
Height	3.0mm
Pins	20mm(±)
Code	VL2330-1HF



VL3032-1GUF 30x3.2mm TAGGED

Rechargeable	
Volts	3.0V
Power	20mAh
Ø	30.0mm
Height	3.2mm
Pins	10mm(±)
Code	VL3032-1GUF



Please Note: Tagged batteries are not for sale to consumers. To be fitted by qualified personal only.



Batteries Rechargeable

Chargers

12V IN-CAR BATTERY AA / AAA CHARGER

COMPATIBLE WITH NIMH AND NICD BATTERIES

Compatible with NiMH and N-Cd batteries. This charge charges 2x AA or AAA batteries at a time. It features microprocessor control to provide over charging, over heating, reverse polarity protection and bad cell detection. With rapid charger, it generally takes ~2-3 hours to fully charge the batteries.

Code
V-3288



USB AA/AAA BATTERY CHARGER

REQUIRES USB POWER

Plug into a laptop or desktop computer USB-A and standard charge a pair of NiCd or NiMH cells. Suits "AA" or "AAA"

Code
NC2200USB



UNIVERSAL 4 CELL BATTERY CHARGER

Recharges: AAA, AA, C, D and 9V batteries
Cut-off function so does not over-charge
Accepts various combinations of batteries
200 x 100 x 46mm

Ni-Cd & Ni-MH

Code
MB3514



UNIVERSAL RAPID CHARGER

AAA / AA / C / D / 9V - NiMH

Smart LCD Battery Charger
AAA, AA, C, D and 9V NiMH
Input 240Vac or 12Vdc

Code
NC800U



*Batteries not included.

FAST UNIVERSAL BATTERY CHARGER

AAA AA C D 9V Ni-Cd Ni-MH

Fully automatic & protected. Car and Mains adaptors included.
Charges higher capacity (Times longer than quoted)
4x AAA 900mAh (2.5Hrs)
4x AA 2500mAh (3.5Hrs)
4x C 4500mAh (6Hrs)
4x D 8500mAh (12Hrs)
2x 9V 200mAh (16Hrs)

Code
V2299



BATTERIES NOT INCLUDED

8 CELL AA / AAA BATTERY CHARGER

COMPATIBLE WITH AA / AAA NIMH CELLS

The Enecharger NC8500USB is a fully automatic charger designed for 1 to 8 NiMH AAA, and AA cells. Chargeable through a micro USB, or USB Type-C socket. USB charger sold separately.

- Recharges 1 to 8 pcs of AA and AAA batteries at a time.
- 8 independent channels individual LCD indicators for charge status.
- Charge via Micro USB cable or USB Type-C input.
- Charge input via Micro USB: 5VDC 1A (cable included)
- Charge input via USB Type-C: 5VDC 2A (cable not included)
- Charge output with Micro USB port: 500mA (1 – 4 pieces AA); 250mA (5 – 8 pieces AA); 250mA (1 – 8 pieces AAA)
- Charge output with USB Type-C port: 500mA (1 – 8 pieces AA); 250mA (1 – 8 pieces AAA)
- Built-in safety features: automatic faulty cell detection, alkaline cell detection, reverse polarity detection, short circuit protection.

Code
NC8500USB



*Batteries not included

UNIVERSAL BATTERY CHARGER TO SUIT FOR NI-MH / NI-CD / LI-ION / LIFEPO4

REQUIRES 12VDC OR USB 2.1A POWER

Input Micro USB: 5Vdc 2A, DC: 12Vdc 1A

Output Li-ion: 4.2Vdc 500mA / 1000mA,
LiFePo4: 3.7Vdc 500mA / 1000mA,
Ni-MH/Ni-Cd: 1.48Vdc 500mA

Suits IMR/Li-ion/LiFePo4: 26650 22650
18650 18490 18350 17670 17500
14500 10440 16340(RCR123), Ni-MH
/ Ni-Cd: AA AAA AAAA C SC D

Code BC-2L



LITHIUM-ION CHARGERS SEE LI-ION BATTERY PAGES....





Power & Lighting

Chargers Inside Batteries

USB RECHARGEABLE AAA BATTERIES 1.5V

These USB rechargeable batteries are easy to use and fast charging. Each battery has a micro USB port on the side. You can charge this battery using a 5V USB charger, powerbank or the USB port on your PC or laptop. This battery enables you to charge with using an external battery charger. Suitable for travel. Each battery is rated at 1.5V 400mAh, and can be charged over 1000 times.

- 1.5V voltage 400mAh for each battery
- AA battery size. Available in a pack of 2 or 4
- Li-ion type batteries.
- Includes LED charging indicator
- Over 1000 charging cycles
- Requires Micro-USB lead

Pack of	Code
2	URB-AAABP2
4	URB-AAABP4



USB TO DUAL MICRO USB CHARGING CABLE

This USB to dual micro USB splitter cable allows you to charge 2x USB rechargeable AAA batteries with through one USB charging outlet. 18cm in length.

USB-AM TO 2x MICRO USB-M

Code
CA966



Charge two
batteries at the
same time

USB RECHARGEABLE AA BATTERIES 1.5V

These USB rechargeable batteries are easy to use and fast charging. Each battery has a removable cap. You can pull off the top to reveal a standard USB Type A connector. The connector can be plugged into a standard 5V USB charger, powerbank or the USB port on your PC or laptop for charging. This battery enables you to charge it without an external battery charger. Suitable for travel. Each battery is rated at 1.5V 1000mAh, and can be charged over 1000 times.

- 1.5V voltage 1000mAh for each battery
- AA battery size. Available in a pack of 2 or 4
- Li-ion type batteries.
- Includes LED charging indicator
- Over 1000 charging cycles
- Plugs into any USB socket

Pack of	Code
2	URB-AABP2
4	URB-AABP4




"AA" Cap
USB Plug
Charger IC
Li-Ion Cell



USB Y SPLITTER CHARGING CABLE USB-AM TO 2x USB-AF

This USB type A male to 2x USB type A female splitter cable allows you to charge 2x USB rechargeable AA batteries with through one USB charging outlet. 18cm in length.

Code
CA965



Charge two
batteries at the
same time

Batteries Not
Included

Chargers With Batteries

ULTRA-FAST CHARGER 1.5Hrs

4X ProLink 2700mAh "AA"

Ultra-Fast Ni-MH Charger. Charges 2700mAh in 1.5Hrs! Suits AA and AAA batteries. Safety timer and thermal protected. IC controlled. Mains or car adaptors. 240Vac or 12Vdc Slim & light weight. Excellent value! Batteries included

Code
V1880



240Vac
12Vdc



4x AA
BATTERIES
INCLUDED

Eneloop

ENELOOP CHARGER Ni-MH - PANASONIC

INCLUDES 4x ENELOOP AA BATTERIES

The Eneloop AA/AAA battery standard charger features the charging of 2 or 4 AA or AAA NiMH cells. The travel battery charger accepts 100-240Vac, and includes the bonus 4x AA Eneloop Ni-MH high capacity 1900mAh batteries.

Charge Time for completely flat batteries: approx. 10hours.

Code

K-KJ51MCC4TA



Includes four "AA" Batteries

ENELOOP SMART & QUICK CHARGER KIT Ni-MH

PANASONIC - INCLUDES 4x ENELOOP AA BATTERIES

The brand new Eneloop smart & quick NiMH battery charger features faster charging time and individual control + LED charging indicator.. 2x AA batteries can be fully charged at as fast as one and half hours. Suitable for charging AA or AAA batteries.

This charger includes 4x Eneloop AA batteries with its famous extremely low self-discharge capabilities.

Code

K-KJ55MCC4TA



RAPID
CHARGER



Eneloop Batteries

AAA ENELOOP PACK

READY TO USE Ni-MH

New Ni-MH technology. Holds its charge for a long time (years!) Modern style packaging. Works with any NiMH charger.

Size	"AAA"	"AAA"
mAh	800	800
QTY	x2	x4
Code	BK-4MCCE/2BA	BK-4MCCE/4BA



AA ENELOOP PACK

READY TO USE Ni-MH

New Ni-MH technology. Holds its charge for a long time (years!) Modern style packaging. Works with any NiMH charger.

Size	"AA"	"AA"
mAh	2000	2000
QTY	x4	x2
Code	BK-3MCCE/4BA	BK-3MCCE/2BA



AAA ENELOOP BULK

New Ni-MH technology. Holds its charge longer.

BULK

Type	mAh	QTY	Code
STD	800	x1	HR-4UTGB



TAGGED

Type	mAh	QTY	Code
TAG	800	x1	BK-4MCCE-TAG

AA ENELOOP BULK

New Ni-MH technology. Holds its charge longer.

BULK

Type	mAh	QTY	Code
STD	2000	x1	BK-3MCCE-BULK



TAGGED


Type	mAh	QTY	Code
TAG	1900	x1	BK-3MCCE-TAG

AAA ENELOOP PACK - HIGH CAPACITY

ENELOOP PRO FOR PROFESSIONAL USE

Eneloop High capacity Ni-MH batteries have a minimal capacity of 900mAh and can have up to 950mAh. They can hold 85% of the charge after 1 year which is superior than alkaline batteries, these can be recharged up to 500 times with any Ni-MH charger!

Volts	1.2V
Size	"AAA"
mAh	950
QTY	x4
Code	BK-4HCCE/4BT



AA ENELOOP PACK - HIGH CAPACITY

ENELOOP PRO FOR PROFESSIONAL USE

Eneloop High capacity Ni-MH batteries have a minimal capacity of 2450mAh, and can have up to 2550mAh. They can hold 85% of the charge after 1 year which is superior than alkaline batteries, these can be recharged up to 500 times with any Ni-MH charger!

Volts	1.2V
Size	"AA"
mAh	2550
QTY	x4
Code	BK-3HCCE/4BT



AAA ENELOOP PRO BULK - HIGH CAPACITY

1.2V 950mAh

BULK

Type	mAh	QTY	Code
STD	950	x1	BK-4HCCE-BULK

TAGGED

Type	mAh	QTY	Code
TAG	950	x1	BK-4HCCE-TAG



AA ENELOOP PRO BULK - HIGH CAPACITY

1.2V 2550mAh

BULK

Type	mAh	QTY	Code
STD	2550	x1	BK-3HCCE-BULK

TAGGED

Type	mAh	QTY	Code
TAG	2550	x1	BK-3HCCE-TAG



"ENELOOP" RECHARGEABLE

READY TO USE Ni-MH

Eneloop batteries holds their charge for a longer time (years!). Advanced rechargeable Ni-MH technology from Panasonic.





Power & Lighting

□ Ni-MH Batteries

AAA Ni-MH 950mAh

PACKAGED TWIN-PACK

ProLink Blister Pack

QTY	Code
2	PRB950-BP2

PRO-LINK BULK

Shrink Wrap Pair

QTY	Code
2	PRB950-SP2



AAA Ni-MH BARE-END

The bare end shorts a contact in some products so as to identify the battery a re-chargeable.

Power	1.2V 700mAh
Size	44x10.2mmØ
Type	NiMH
Code	RB382



Bare End

AA Ni-MH 2700mAh

PACKAGED TWIN-PACK

ProLink Blister Pack

QTY	Code
2	PRB2700-BP2

PRO-LINK BULK

Shrink Wrap Pair

QTY	Code
2	PRB2700-SP2



AA Ni-MH 2300mAh

PRE-CHARGED RECHARGEABLE NiMH AA

New generation rechargeable Referred to as ready to use. Sold fully charged like an alkaline battery and works in any NiMH fast-charger.

Power	2300mAh
Volts	1.2V
Size	"AA"
QTY	2
Code	BST-AA2300



C & D ADAPTOR OPTION

Hollow plastic barrels adapts to C or D size. Use any "AA" batteries with the following pair of adaptors and save on batteries and chargers.

QTY	Size	Code
4	"C"	BT-5C
4	"D"	BT-5D



AA Cells Not Included

C Ni-MH 4500MAH

NiMH rechargeable battery Baby C / HR14 / 1.2V Very low self-discharge in consequence of the maxE technology

QTY	Code
2	RB592



D NiMH 5000MAH

NiMH rechargeable battery Mono D / HR20 / 1.2V Very low self-discharge in consequence of the maxE technology

QTY	Code
2	RB593



9V Ni-MH 300mAh

BLISTER CARD

Blister Packed Card Super Quick Charge Long Cycle Life 6F22, 26.5x48.5x17.5mm, 8.4V, 300mAh

Code
RB591



9V Ni-MH

7 CELL HiCap

Blister Packed Card 8.4V 200mAh

Code
MP-9V





Industrial Batteries

AAA Ni-MH TAGGED



Dimensions	43x11mmØ			
Volts	1.2V			
mAh	730	950	800	950
Description	HR-AAA	Prolink	Eneloop	Eneloop
Code	RB511	PRB-AAA950	BK-4MCCE-TAG	BK-4HCCE-TAG

5/4 AAA Ni-MH TAGGED

Sanyo HR-5/4AAAU
Shape 5/4 AAA
Style Tagged


Power	1.2V 760mAh, (830mAh Typical)
Size	48 x 11mm Ø
Code	RB513



AA Ni-Cd RAISED-BUTTON

Raised Button Type
N3U

Type	Power	Code
STD	600mAh	CAD130
TAG	600mAh	CAD131



AA Ni-Cd FLAT BUTTON

Standard(STD) or Tagged(TAG)
Flat Button Type Cells

Type	Power	Code
TAG	600mAh	CAD131
STD	700mAh	CAD232
TAG	700mAh	CAD233
STD	1000mAh	CAD242
TAG	1000mAh	CAD243



AA Ni-MH TAGGED



Dimensions	50x14mmØ			
Volts	1.2V			
mAh	1650	2700	1900	2550
Description	HR-AA	Prolink	Eneloop	Eneloop
Code	RB521	PRB-AA2700	BK-3MCCE-TAG	BK-3HCCE-TAG

AA-SHORT Ni-MH 1600mAh

Flat top no button tagged

Yuasa AAO1600
Sanyo HR-AAUL
Varta VH1200
Style Tagged

Power	1.2V 1600mAh
Size	14Ø x 49mm
Code	RB522



1/3 AAA Ni-MH H150 +TIP

Size	10.3Øx17.4mm
Power	1.2V 150mAh
Code	H150C-1/3AAA



1/3 AAA Ni-MH H150

H150-1/3AAAQ Flat Top Type
Replaces GP12AAAM,
GP16AAAM, GP17AAAH

Size	15x10.5mmØ
Power	1.2V 150mAh
Code	CAD102



2/3 AAA Ni-MH

Voltage	1.2V
Capacity	300mAh
Size	28.5x10.5mmØ
Code	RB620



2/3 AA Ni-Cd

Replaces N270AA
BUTTON 400mAh

Code	IC400AASSTD
------	-------------



2/3 AA Ni-MH

Size 27.4 x 16.3mmØ
Ni-MH 1.2V 1000mAh

Code	RB604
------	-------



TAGGED 400mAh

Code	IC400AASTAGGED
------	----------------

2/3 "A" NiCd 1.2V BATTERY

1.2V 2/3 A size NiCd battery. 600mAh.

Type	Button
Voltage	1.2V
Capacity	600mAh
Size	27.5x17mmØ
Code	ICF600ASSTD



4/5 A Ni-MH TAGGED

Style Tagged
Varta VH1800-4/5AF
Sanyo HR-4/5AU
Shape 4/5 A, 4/5 AF

Power	1.2V 1950mAh
Size	17Ø x 42mm
Code	RB523



A Ni-MH TAGGED

Style Tagged
Varta VH2700-AF
Sanyo HR-AU
Shape AF or AU

Power	1.2V 2450mAh, (2700mAh max)
Size	17Ø x 50mm
Code	RB525



4/3 A Ni-MH TAGGED

Sanyo Tagged

Power	1.2V 4000mAh	1.2V 4500mAh
Size	17Ø x 66mm	18Ø x 68mm
Code	RB532	RB533





Power & Lighting

PROLINK Ni-MH "C" & "D"

RAISED BUTTON

High capacity Ni-MH
"C" 5000mAh

Code
MPH-C5000A

"D" 8000mAh

Code
MPH-D8000A



C Ni-Cd INTEC

1.2V 3000mAh

Original IC3000C
Part No

Size 25mmØx50mm
Code P240C

TAGGED

Code
TP240C



½ C Ni-Cd

Brand Intec

Capacity 1.2V 650mAh
Size 25mmØx24.5mm
Code IC700C




TAGGED

Code
TIC700C

D Ni-MH TAGGED

PROLINK TAGGED

Power 8000mAh
Code MPH-D80T



½ D Ni-Cd TAGGED

TAGGED

Moltech
1.2V, 2500mAh,
½D, 32Øx36mm

Code
TET2500D



REPLACEMENT BATTERY FOR WAHL TRIMMERS

Replacement battery for Wahl cordless trimmer, clipper. NiCd cell. 1.2V 1700mAh capacity.


Voltage 1.2V
Capacity 1700mAh
Size 43x23mmØ
Code SHB31



F Ni-MH

1.2V 14000mAh Industrial
standard "F" size NiMH cell.

Voltage 1.2V
Capacity 14000mAh
Size 33Ø x 90.5mm
Code RB621



SUB-C Ni-Cd

SANYO

Type	Power	Code
TAG	1800mAh	CAD271

FAST CHARGE

Power	Style	Button	Code
1300mAh	TAGGED	R	CAD346
1700mAh	STD	R	CAD355
1700mAh	TAGGED	R	CAD356
2000mAh	STD	F	CAD357
2000mAh	TAGGED	F	CAD358
2500mAh	TAGGED	F	CAD615



SUB-C Ni-MH PANASONIC

POWER TOOL REPACKING

And other purposes. 23x43mm

Type	Power	Code
NiMH	3050mAh	RB616
NiMH	3050mAh	RB617



SUB-C Ni-MH TAGGED

Sanyo HR-SCU
Shape SUB-C
Style Tagged
Size 23Ø x 43mm

Size	Power	Code
23Ø x 43mm	2.7Ah	RB535



4/5 SUB-C Ni-MH

HIGH CURRENT

Shape 4/5 SUB-C
Size 23Ø x 34mm

Brand.	Sanyo	Panasonic
Original	HR-4/5SCU	HHR-200SCP
Part No		
Type	TAG	Flat
Power	1.2V 2100mAh	1.2V 2100mAh
Code	RB534	RB615



1/2 SUB-C Ni-Cd

INTEC TAGGED

Type	NiCd
Size	22.5Øx25.5mm
Power	1.2V 840mAh
Code	IF800CST

DISCONTINUED



Ni-MH PRISMATIC

1.2V 1400mAh Ni-MH

These are substitute cells to suit Sanyo and Panasonic.

OEM	H1350-7/5F6C	H600-3/5F6S	H600-4/5F6	H750-F6
Volts	1.2V	1.2V	1.2V	1.2V
Type	NiMH	NiMH	NiMH	NiMH
Size	17x67x6mm	17x34x16mm	17x34x6mm	17x48x16mm
Power	1350mAh	600mAh	600mAh	750mAh
Code	RB600	RB601	RB602	RB603





Ni-Cd Batteries

SANYO & PANASONIC OEM Ni-CD [NICKEL-CADMIUM] BATTERIES

This range of sealed nickel cadmium batteries by Sanyo/Panasonic is famous for their long life & reliability. Where possible, genuine, made in Japan cells of the highest quality are supplied, however, if stock becomes unavailable, a substitute battery from Fujitsu FDK or other manufacturer will be supplied. Tagged versions are available, see the following pages. Please order by our CAD code.

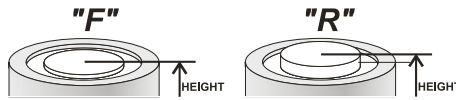
Diam. = Diameter in millimeters

Height = Height in millimeters

16H = Standard charge is 14 - 16 hours

4-6H = Fast charge current 4 - 6 hours

Style Standard or Tagged



STANDARD Ni-Cd BATTERIES (STANDARD SERIES) Economical general purpose battery. Yellow in colour.

Original Part No	Size	Diam.	Height	16H	4-6H	mAh	Style	Button	Code
N-600AA	AA	14.2	50.0	60	180	700	STD	R	CAD130
N-600AA	AA	14.2	50.0	60	180	700	TAGGED	R	CAD131
KR-4400D	D	34.0	61.0	440		4400	STD	R	CAD190
KR-4400D	D	34.0	61.0	440		4400	TAGGED	R	CAD191

HIGH CAPACITY Ni-Cd BATTERIES (E SERIES)

The EXTRA range is for extended battery life with its higher amp hour capacity.

Original Part No	Size	Diam.	Height	Chrg	mAh	Style	Button	Code
N-700AACL	AA	14.2	50.0	70	700	STD	F	CAD232
N-700AACL	AA	14.2	50.0	70	700	TAGGED	F	CAD233
KR-1800SCE	SC	23.0	43.0	180	1800	TAGGED	R	CAD271
IF1000AA	AA	14.2	50.0	100	1000	STD	F	CAD242
IF1000AA	AA	14.2	50.0	100	1000	TAGGED	F	CAD243

FAST CHARGE Ni-Cd BATTERIES (R & CP SERIES)

The following range of FAST CHARGE batteries offers both the high capacity of the above ranges plus the ability to accept large charging currents enabling a very fast charge time of as short as one hour.

Original Part No	Size	Diam.	Height	14H	1H	mAh	Style	Button	Code
N-1300SCR	SC	23.0	43.0	130	2000	1300	TAGGED	R	CAD346
N-1700SCR	SC	23.0	43.0	170	2600	1700	STD	R	CAD355
N-1700SCR	SC	23.0	43.0	170	2600	1700	TAGGED	R	CAD356
NC-1900SCR	SC	23.0	43.0	200	2500	2000	STD	F	CAD357
NC-1900SCR	SC	23.0	43.0	200	2500	2000	TAGGED	F	CAD358
N-3000CR	C	26.0	50.0	300	4500	3000	STD	F	CAD365
N-3000CR	C	26.0	50.0	300	4500	3000	TAGGED	F	CAD366
NC-2500SCR	SC	22.0	43.0	250	3750	2500	TAGGED	F	CAD615
NC-1700SCR	4/5SC	23.0	34.0	170	2600	1700	TAGGED	F	CAD341

HIGH-TEMP Ni-Cd BATTERIES (H SERIES) & OTHER* HIGH TEMP REPLACEMENT CELLS

Operating temperature range; Charge 0°/70°C, Discharge -20°/70°C, Storage -30°/70°C, Long-Term -20°/40°C.

Original Part No	Size	Diam.	Height	14H	1H	mAh	Style	Button	Code
KR-SCH	SC	23	43	40	120	1200	TAGGED	R	CAD515
NC-D4500HT	D	33	59	150	450	4500	TAGGED	R	CAD526



Special

GOLD CAPS

Super capacitors as used in timers, as backup cells.

.47F 5.5V

Code
GC.47



1F 5.5V


Code
GC1



3.7V 700m Li-POLYMER RECHARGEABLE 803030

3.7V 700mAh rechargeable Lithium Polymer battery.

- Light weight, large capacity, no memory effect.
- Suitable for GPS / PDA / Bluetooth / MP3 / MP4 / reader backup power and other devices.
- Built-in protection circuit PCM for prevent over charging or over discharging.
- Size: 30x28x8mm.



Type	Voltage	Capacity	Cable	Code
Bare end	3.7V	700mAh	40mm	RB803030
With Molex	3.7V	700mAh	50mm	RB803030-MOLEX

Assembled Battery Packs

4.8V 4x AAA Ni-MH BATTERY PACK 70313

Plug	"C"
Size	40x45x10mm
Type	Ni-MH
Volts	4.8V
Power	550mAh
Code	RB70313



NLD51 TORCH REPLACEMENT BATTERY

6V 5000mAh RECHARGEABLE NiCd BATTERY

Nickel Cadmium (NiCd) rechargeable battery for Sanyo NLD-51 torch

Voltage	6V
Capacity	5000mAh
Size	99x62x60mm
Code	NLD51B





Power & Lighting

Assembled Battery Packs

VARTA V40H BUTTON TAGGED

REPLACES ORIGINAL CELLS VARTA V18HRT AND VARTA MBU20

1/V40H NiMH 1.2V 40mAh Tagged.
Suits Zodiac Tri Saltwater Chlorinators, etc.

Code
RB81



1.2V BACKUP BATTERY

1.2V 80mAh NiMH,
2 pin PCB mount

Size 15.5Øx6mm
Original 1V80H, 60BNK
Part No
Code RB80



1.2V VARTA PCB MOUNT

1.2V 250mAh Ni-MH
Varta V250H

Pins 7mm(±), 10mm(+)
Size 7 x 25mmØ
Equiv. V170R, V200H
Code RB285



2.4V VARTA PCB MOUNT

2.4V 70mAh
Varta 2/V80H
Equiv. 2/V60R,

2 PIN
Code
RB35



2.4V VARTA PCB MOUNT

2.4V 80mAh "Double
positive" 3 pin PCB mount.
Akai Video Backup, etc.


Original 2V60R,
Part No 2V70R, 2V80H
Suit AKAI VS5, etc.
Code RB34



2.4V VARTA NiMH

2.4V 140mAh Ni-Mh Varta 2/V150H

Size 2x V150H
Equiv. 2/V110R, 2/V110H
Code RB21



2.4V VARTA PCB MOUNT

2.4V 250mAh Ni-MH
Varta V250H

Pins 13mm(±),
10mm(+)
Size 13 x 25mmØ
Equiv. V170R, V200H
Code RB290



3.6V VARTA PCB MOUNT

Suit Laptops, etc.

3.6V 15mAh NiMH
Varta 3/V15H

Equiv. 3/V11R,
3/V11H.
Code RB315



3.6V 40mAh NiMH
Varta 3/V40H

Equiv. 3/V30R,
3/V30H
Code RB340



3.6V VARTA NiMH

3.6V 70mAh Ni-Mh
Varta 3/V80H

Size 3x V80H
Equiv. 3/V70R,
3/V60R
Code RB36



3.6V VARTA PCB MOUNT

3.6V 250mAh Ni-MH
Varta V250H

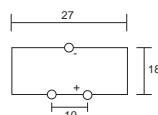
Pins 20mm(±),
10mm(+)
Size 20 x 25mmØ
Equiv. V170R, V200H
Code RB295



3.6V VARTA NiMH

3.6V 140mAh Ni-Mh, Varta 3/V150H

Size 3x V150H
Equiv. 3/V110H, 3/V110R
Code RB31



3.6V PANASONIC BACKUP

3.6V 80mAh Ni-Mh

Suit NV777 &
more.
Code VBS0004



4.8V AKAI VIDEO BACKUP

VS6,8,15, 4.8V,
80mAh


Code BVS8



1/3 AA CELLS x3

3.6V 3x 1/3 AA 250mAh
3x H250

Code
RB120



3.6V GP21AAAM3BMX

Ni-MH, 3.6V, 210mAh

Size 30x23x10mm
Plug K
Code RBP43



4.8V 4x AA Ni-Cd

4.8V 600mAh, 4x "AA",
FLY LEAD 10cm

Code
RB490



Racing Battery Packs

6V CARTRIDGE

Cassette type battery pack
as used in toy cars, etc.

Power 700mAh
Type NiMH
Plug Tamiya
Size 17x75x56mm
Code RB992



4.8V FLAT "JR"

4X "AA" Ni-MH "JR" male.
Japanese cells. 4.8V 2Ah.
3 pin plug CE-JRM.

Code
RB994

2 pin plug JST EHR-2

Code
RB899



4.8V SQUARE "JR"

4x "AA" Ni-MH with "JR"
male. 4.8V 2000mAh.
Japanese cells.

Code
RB995



6V 2Ah FLAT "JR"

5X "AA" NiMH with "JR" plug.
6V 2000mAh 70x52x15mm

Code
RB989



9.6V SQUARE "JR"

ENELOOP Ni-MH 2000mAh 9.6V
JR Type Connector

Code
RB997

BATTERY SNAP TYPE

Code
RB998



9.6V FLAT "JR"

ENELOOP Ni-MH

Code
RB996





□ Hobbies & Racing Batteries

4.8V FLAT TAMIYA PLUG

Power	700mAh
Type	NiCd
Plug	Tamiya
Size	16x52x57mm
Code	RB990



9.6V FLAT TAMIYA PLUG

Volts	9.6V
Plug	Tamiya
Size	14x100x57mm
Brand.	NoName Eneloop
Type	NiMH NiMH
Power	700mAh 2000mAh
Code	RB991 RB9620



7.2V RACING BATTERY PACK - TAMIYA PLUG

Sanyo. High performance, high current dump and fast charging.

Type	Volts	Power	Size	Code
NiCd	7.2V	1300mAh	23x46x130mm	RB7213
NiCd	7.2V	1700mAh	23x46x130mm	RB7217
NiCd	7.2V	2500mAh	23x46x130mm	RB7225
NiCd	8.4V	1700mAh	23x46x152mm	RB8417
NiCd	8.4V	2500mAh	23x46x152mm	RB8425
NiCd	9.6V	1700mAh	23x46x172mm	RB9617



SUB-C Ni-Cd SANYO/PANASONIC

Power	Style	Code
1300mAh	TAGGED	CAD346
1700mAh	STD	CAD355
1700mAh	TAGGED	CAD356
2000mAh	STD	CAD357
2000mAh	TAGGED	CAD358
2500mAh	TAGGED	CAD615



SUB-C Ni-MH Sanyo

Power	Style	Code
2.7Ah	Tagged	RB535

SMART BATTERY CHARGER 4.8V-12V TAMIYA PLUG

IDEAL FOR NiCd & NiMH BATTERY PACKS CONSISTING OF 4 TO 10 CELLS (4.8-12V)

The NC500U Smart Charger provides a simple plug and play charging solution for your 4.8V to 12V NiMH & NiCd battery packs. 500mA output, auto voltage recognition and delta peak cut-off ensures your battery packs are charged to the optimum level. With auto cell detection, reverse polarity and short circuit protections built in, this charger will provide safe operation to maximise battery service life.

- 240Vac power pack included.
- 500mA DC charge current.
- Output via Tamiya plug
- Full Auto Microprocessor control with delta peak cut off
- Automatic cell type detection, reverse polarity and short circuit protection
- LED charging status indicator

Code
NC500U



DEANS 1300 ULTRA CONNECT KIT

Gold Plated upgrade terminals as used by RC champions for quicker and more reliable RC battery connections. Original Deans USA made. Inc. Plug, Socket, Heatshrink.

Code
P1300



DEANS 1300 ULTRA SOCKETS

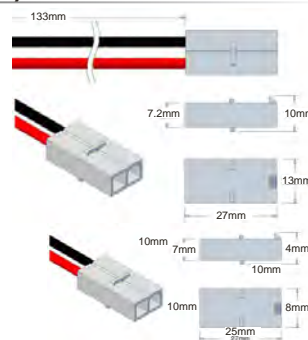
Set of four sockets for upgrading your battery leads. Gives quicker and more reliable RC battery power connections. Original Deans USA made. Compatible with the P1300 kit.

Code
S1304



TAMIYA® PLUGS (SQUARE)

Heavy duty quality. High current lead.



BATTERY PLUG 20cm FEMALE

Code
WH3TF

CHARGER PLUG 10cm MALE

Code
WH3TM

FUTABA® CONNECTORS

High Grade, Long Life. 3 pins Futaba (polarised).

MALE TO FEMALE 30cm


Code
WH3FE

MALE 30cm

Code
WH3FM

FEMALE 30cm

Code
WH3FF



JR® CONNECTORS

High Grade. Long Life. 3 pin polarised.

MALE TO FEMALE 30cm


Code
WH3JRE

MALE 30cm

Code
WH3JRM

FEMALE 30cm

Code
WH3JRF





Power & Lighting

Li-Ion Chargers

USB INPUT LI-ION SINGLE CELL CHARGER

SPRING LOADED MULTI-SIZE 3.7V CHARGING BAY

- Reverse-polarity and short circuit protection circuit
- Three-stage charging and 0V battery re-activation
- Micro USB port to supply power Laptop or power pack, etc.

Constant charge current: $500 \pm 10\%$ mA

Constant charge voltage: 4.2 ± 0.05 V

Input: 5.0V DC/ 500mA (Micro-USB)

Size(unit): 92x22x26mm

Suits 10440, 14500, 14650, 16340, 17500, 17670, 18350, 18500, 18650, 18700, 22650, 25500, 26650 3.7V Li-ion batteries

Code

BC970MC1



Code

CTC1002-BK

Optional USB Power Pack



UNIVERSAL BATTERY CHARGER TO SUIT FOR NI-MH / NI-CD / LI-ION / LIFEPO4

REQUIRES 12VDC OR USB 2.1A POWER

This handy battery charger has dual power inputs allowing power to draw from either the micro USB port or 12V DC power supply (Note: Power supply is sold separately). It features a micro-Processor to optimise charging, a professional LCD display to show charging status. Suitable for a great variety of rechargeable batteries including Li-ion, LiFePo4, NiMH, NiCD batteries. It can charge up to 2 batteries simultaneously at a time. It includes switchable charging current options for Li-ion and LiFePo4 batteries (500mA or 1000mA). It has reverse battery, bad cell and short circuit protection.

- Input: 5V DC 2A from micro USB port or 12V 1A DC (Power supply is sold separately).
- Output: Li-ion: 4.2Vdc 500mA/1000mA, LiFePo4: 3.7Vdc 500mA/1000mA, Ni-MH/Ni-Cd: 1.48Vdc 500mA
- Compatible battery types: IMR/Li-ion/LiFePo4: 26650 22650 18650 18490 18350 17670 17500 14500 10440 16340(RCR123), Ni-MH / Ni-Cd: AA AAA AAAA C SC D
- Professional LCD display, showing charging current, battery voltage, battery capacity & charging time
- Individual monitoring on each battery slot

Code

BC-2L

Requires 12Vdc(1A) or USB 2.1A Power Supply

- USB = BAC1003-BK
- 12Vdc = SMP12V1A-21P



SMART BATTERY CHARGER NI-MH / LI-ION 4 SLOT

CHARGE 1 TO 4 BATTERIES

Features 4 independent charging channels, charge just one cell or 2, 3, or 4 and charge different types and sized batteries at the same time. LCD charging status indicator shows charging current, battery voltage, battery charged capacity, battery type. Supports 0V activation function to revive "damaged" cells.

- Clearly see what's going on with the batteries
- Tachometer-style LCD display shows detailed charging status.
- Powered by any 5V USB power (requires AC or car USB charger or powerbank).
- Intelligently chooses charging currents from 0.1A to 1A.
- Energy-saving LCD backlight, can be turned off at your will.
- Input: 5V 2.1A (requires USB input)
- Output: 0.5A x 4 or 1A x2
- Supported batteries include
- 3.6V/3.7V Li-ion / IMR / ONR / ICR: 10440, 14500, 14650, 16340, 17335, 17500, 17670, 18350, 18490, 18500, 18650, 18700, 20700, 21700, 22650, 25500, 32650
- Ni-MH batteries: AAAA, AAA, AA, A, SC, C and D size.

Code

BC970VC4



Batteries not included

NEW! Portable Power Station

PORTABLE POWER STATION 700W

LiFePO4 BATTERY BANK WITH INBUILT 240V INVERTER

The SLR-PS700 Portable power station is a high power LiFePO4 battery in a portable case that offers multiple power supply solutions and includes a wide range of voltage inputs for many options when charging the power station from different power

- LiFePO4 Battery with 3000+ Life Cycles
- High power 22.4V 32Ah 716Wh Capacity
- Durable Automotive-Grade Aluminium Sub Frame
- LCD Status: Power in, Power out, % remaining
- 4 Ways to Recharge AC, USB-C PD, Car, Solar*
- Inbuilt MPPT for Optional Solar* (200W max.)
- LED lighting 3W ambient built in to the case
- AC Pure Sine Wave 700W (Surge 1050W) inverter
- USB, USB-C, outputs with PD (5-20V 100W max.)
- Qi Wireless charging. Two spaces on top. 25W

Code

SLR-PS700

[Click Here for More](#)

Includes:
240V Charger
25V 8A 200W



Car Charger

Solar Charge Cable



300 x 250 x 210 mm 7.5Kg

NEW



Li-Ion Batteries

16340 Li-ION RECHARGEABLE BATTERY - OEM

16340 type Lithium-Ion torch battery with built-in PCM protection. 3.7V 700mAh. Suitable for a wide range of high power torches. Size: 36.5x16.6mm



Capacity	Voltage	Code
700mAh	3.7V	TB-16340IC07

14430 Li-ION 14500 Li-ION

High power Lithium Ion torch battery. Sanyo cells used for superior performance & extended service life. 3.7V 700mAh
Size: 47x14.4mm




Capacity	Voltage	Code
650mAh	3.7V	TB-14430IC065

Size: 51x14mm

Capacity	Voltage	Code
1000mAh	3.7V	TB-14500-IC10

18500 Li-ION RECHARGEABLE BATTERY - OEM

18500 type Lithium-Ion torch battery with built-in PCM protection. 3.7V High 1700mAh battery capacity. Suitable for a wide range of high power torches. Size: 53x18.5mm

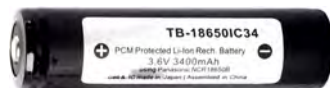


Capacity	Voltage	Code
2040mAh	3.7V	TB-18500IC20

18650 Li-ION RECHARGEABLE BATTERY - OEM

WITH INTEGRATED PROTECTION CIRCUIT

Premium grade 18650 & 18700 size Li-ion torch battery. Rechargeable with integrated protection circuit. High discharge performance design. Suits a comprehensive range of torches. 3.6V Cells & IC made in Japan*. 70x19mmØ



Capacity	Voltage	Code
2600mAh	3.7V	RBLL-3626
3100mAh	3.7V	RBLL-3631
3400mAh	3.7V	RBLL-3634

18650 Li-ION RECHARGEABLE BATTERY - VANSON

High performance 18650 size Li-ion rechargeable battery. It features integrated overcharge, discharge, overcurrent and short circuit protection. 3.7V 2600mAh capacity. 66x19mmØ in size.



Capacity	Voltage	Code
2600mAh	3.7V	ICR18650

18650 Li-ION BATTERIES NO PCM - PANASONIC

SOLD AS PAIRS - CELLS ONLY - NO PCM

NCR18650BF Panasonic Lithium Ion 3350mAh High Capacity Cylindrical Battery. Cellular and mobile phones, PDAs, notebook computers, MP3 players, medical, etc.



Voltage	Capacity	Code
3.6V	3350mAh	NCR18650GA

Warning. Not for retail. OEM Technician installation only.

Battery Banks

POWERBANK WITH Qi WIRELESS CHARGING 5W

USB Battery Bank capable of charging via wireless and USB port at the same time 5V 2A max USB power output and 5W wireless charging output. Status indicators. Capacity 10Ah 155x75x10mm

Capacity	Size	Code
10000mAh	153x75x11mm	PSW100-HCB
5000mAh	126x66x12mm	AP5000WC
5000mAh	95x63x15mm	APPB100



CAR STARTER POWERBANK & Qi CHARGER - 850A

Lithium Cobalt Oxide 12Ah 12V 240Vac/12Vdc charger inc. Outputs 12V 8A DC 2.1mm Car starter 850A (Leads inc.) Qi wireless 10W charger 5V USB 2.1A (x2) Capacity display LCD

Code
MB3764



Battery Bank UPS

5V/9V/12V 40WH DC IN-LINE MINI UPS

Mini UPS for inserting between an existing power pack for backup.

Power	38.48Wh
Input	12Vdc
Connector	Input 2.1mm DC
Output	5V(1A), 9V(1A), 12V(1A)
Connectors	USB, DC 2.5mm
Size	116x73x24mm
Code	UPS5912



12V 40WH DC IN-LINE MINI UPS

Mini UPS 12V for WiFi router. It is widely use on router, camera, security, etc.

Power	38.5Wh
Input	12Vdc
Connector	Input 2.1mm DC
Output	12Vdc 3A
Connectors	Output 2.5mm DC
Size	138x60x24mm
Code	UPS1238



12V 90WH DC IN-LINE MINI UPS

Mini UPS for inserting between an existing power pack setup for backup power.

Power	88.8Wh
Input	12Vdc
Connector	Input 2.1mm DC
Output	12Vdc 3A
Connectors	Output 2.5mm DC
Size	155x155x43mm
Code	UPS1288





Power & Lighting

SLA Cross Reference

SLA - All Brand Listing

Volts	Capacity	Size	Term.	Manufacturer	Type	Code
6V	0.5Ah	50x50x14mm	Plug H	Drypower	SLA Cyclic & Standby	6SB0.5P
6V	1.2Ah	97x25x52mm	Spade 4.75mm	Drypower	SLA Cyclic & Standby	6SB1.2P
6V	1.3Ah	97x25x52mm	Spade 4.75mm	Ritar	SLA Cyclic & Standby	RT613
6V	2.8Ah	66x33x97mm	Spade 4.75mm	Drypower	SLA Cyclic & Standby	6SB2.8P
6V	3.0Ah	134x34x60mm	Spade 4.75mm	Drypower	SLA Cyclic & Standby	6SB3P
6V	4.5Ah	70x48x102mm	Spade 4.75mm	Ritar	SLA Cyclic & Standby	RT645
6V	5.0Ah	70x105x47mm	Spade 4.75mm	Drypower	SLA Cyclic & Standby	6SB5P
6V	5.5Ah	70x47x101mm	Spade 4.75mm	Ritar	SLA Cyclic & Standby	RT655
6V	7.2Ah	151x34x94mm	Spade 4.75mm	Drypower	SLA Cyclic & Standby	6SB7.2P
6V	8.0Ah	151x34x94mm	Spade 4.75mm	Ritar	SLA Cyclic & Standby	RT680
6V	12Ah	151x50x94mm	Spade 4.75mm	Drypower	SLA Cyclic & Standby	6SB12P
6V	12Ah	151x50x94mm	Spade 4.75mm	Ritar	SLA Cyclic & Standby	RT6120
6V	13Ah	108x70x140mm	6.35 & 4.75mm	Drypower	SLA Cyclic & Standby	6SB13PTOY
12V	0.8Ah	96x25x62mm	AMP 1-480318-0	Drypower	SLA Cyclic & Standby	12SB0.8P
12V	0.8Ah	96x25x62mm	JST VHR-2N	Drypower	SLA Cyclic & Standby	12SB0.8PJ
12V	1.2Ah	97x43x53mm	Spade 4.75mm	Drypower	SLA Cyclic & Standby	12SB1.2P
12V	2.0Ah	148x20x90mm	Spade 4.75mm	Drypower	SLA Cyclic & Standby	12SB2P
12V	2.0Ah	98x70x48mm	Spade 4.75mm	Generic	SLA UPS Battery	FP1226A
12V	2.3Ah	177x35x62mm	Spade 4.75mm	Drypower	SLA Cyclic & Standby	12SB2.3P
12V	2.3Ah	177x35x62mm	Spade 4.75mm	Ritar	SLA Cyclic & Standby	RT1223
12V	2.9Ah	100x80x56mm	Spade 4.75mm	Drypower	SLA Cyclic & Standby	12SB2.9P
12V	2.9Ah	100x80x56mm	Spade 4.75mm	Drypower	SLA Cyclic & Standby	12SB2.9PR
12V	3.0Ah	134x67x60mm	Spade 4.75mm	Drypower	SLA Cyclic & Standby	12SB3P
12V	5.0Ah	90x70x101mm	Spade 4.75mm	Drypower	SLA Cyclic	12SB5C
12V	5.0Ah	90x70x101mm	Spade 4.75mm	Drypower	SLA Cyclic & Standby	12SB5P
12V	5.0Ah	152x50x94mm	Spade 6.35mm	Ritar	SLA UPS Battery	RT1250BHF2
12V	5.5Ah	90x70x101mm	Spade 4.75mm	Ritar	SLA Cyclic & Standby	RT1255F1
12V	5.5Ah	90x70x101mm	Spade 6.35mm	Ritar	SLA Cyclic & Standby	RT1255F2
12V	7.0Ah	151x65x94mm	Spade 4.75mm	Drypower	SLA Cyclic	12GB7C
12V	7.0Ah	151x65x94mm	Spade 6.35mm	Drypower	SLA Cyclic & Standby	12NBN7P-F2
12V	7.0Ah	151x65x94mm	Spade 6.35mm	Drypower	SLA UPS Battery	12SB36WHR
12V	7.0Ah	151x65x94mm	Spade 4.75mm	Drypower	SLA Cyclic & Standby	12SB7P-F1
12V	7.0Ah	151x65x94mm	Spade 4.75mm	Drypower	SLA Cyclic & Standby	12SEC7P-F1
12V	7.0Ah	151x65x94mm	Spade 4.75mm	Neuton Power	SLA Cyclic & Standby	BNP1270F1
12V	7.0Ah	151x65x94mm	Spade 4.75mm	Ritar	SLA UPS Battery	RT1270EF1
12V	7.2Ah	151x65x94mm	Spade 4.75mm	Drypower	SLA Cyclic & Standby	12SB7.2-F1
12V	7.2Ah	151x65x94mm	Spade 6.35mm	Drypower	SLA Cyclic & Standby	12SB7.2-F2
12V	7.2Ah	151x65x94mm	Spade 4.75mm	Ritar	SLA Cyclic & Standby	RT1272F1
12V	7.2Ah	151x65x94mm	Spade 6.35mm	Ritar	SLA Cyclic & Standby	RT1272F2
12V	8.0Ah	151x65x94mm	Spade 6.35mm	Ritar	SLA Cyclic & Standby	RT1280F2
12V	9Ah	151x65x94mm	Spade 6.35mm	Drypower	SLA UPS Battery	12SB45WHR
12V	9.0Ah	151x65x94mm	Spade 4.75mm	Drypower	SLA Cyclic & Standby	12SB9P-F1
12V	9.0Ah	151x65x94mm	Spade 6.35mm	Drypower	SLA Cyclic & Standby	12SB9P-F2
12V	9.0Ah	151x65x94mm	Spade 6.35mm	Ritar	SLA UPS Battery	RT1290HF2FR
12V	10Ah	151x65x112mm	Spade 6.35mm	Drypower	SLA Cyclic	12SB10C
12V	12Ah	151x98x93mm	Spade 6.35mm	Drypower	SLA Cyclic	12GB12C
12V	12Ah	151x98x95mm	Spade 6.35mm	Drypower	SLA Cyclic & Standby	12SB12P-F2
12V	12Ah	151x98x95mm	Spade 6.35mm + 4.75mm adaptor	Drypower	SLA Cyclic & Standby	BP12-12
12V	12Ah	151x98x95mm	Spade 4.75mm	Ritar	SLA Cyclic & Standby	RT12120F1
12V	14Ah	151x98x93mm	Spade 6.35mm	Drypower	SLA Cyclic	12SB14C-F2
12V	17Ah	181x76x167mm	F3 12mm	Drypower	SLA Cyclic	12GB17C
12V	18Ah	181x76x167mm	M5 Hole	Ritar	SLA Cyclic & Standby	RT12180F13
12V	18Ah	181x76x167mm	Spade 12.0mm	Ritar	SLA Cyclic & Standby	RT12180F3
12V	20Ah	181x76x167mm	F3 12mm	Drypower	SLA Cyclic	12SB20C
12V	20Ah	181x76x167mm	F8 (M6 Bolt)	Drypower	SLA Gel Deep Cycle	12GB20C
12V	20Ah	181x76x167mm	M5 Hole	Ritar	SLA Cyclic & Standby	RT12200
12V	22Ah	181x76x167mm	F8	Drypower	SLA Cyclic	12SB22C
12V	22Ah	181x76x167mm	M5 Hole	Ritar	SLA Cyclic & Standby	RT12220EV
12V	24Ah	166x175x125mm	F3 12mm	Drypower	SLA Cyclic	12GB24C
12V	26Ah	175x166x125mm	F3 12mm	Drypower	SLA Cyclic	12SB26CL
12V	26Ah	175x166x125mm	F6	Drypower	SLA Cyclic	12SB26CLN
12V	26Ah	166x175x125mm	Spade 12mm	Ritar	SLA Cyclic & Standby	RT12260F3
12V	28Ah	166x126x176mm	F9 (M5 nut)	Drypower	SLA Standby	12SB28TLAP
12V	30Ah	165x125x175mm	F8	Drypower	SLA Cyclic	12SB30C
12V	30Ah	165x125x175mm	F3 12mm	Drypower	SLA Cyclic & Standby	12SB30P
12V	33Ah	195x130x159mm	M6 Hole	Ritar	SLA UPS Battery	RA12-33





□ SLA Cross Reference


SLA - All Brand Listing - *Continued...*

Volts	Capacity	Size	Term.	Manufacturer	Type	Code
12V	34Ah	197x131x159mm	F6	Drypower	SLA Cyclic	12SB34C
12V	36Ah	197x131x159mm	F8	Drypower	SLA Cyclic	12GB36C
12V	36Ah	197x131x159mm	F8	Drypower	SLA Cyclic	12SB36C
12V	40Ah	198x166x171mm	F8	Drypower	SLA Cyclic	12SB40CL
12V	45Ah	198x166x171mm	M6 Hole	Ritar	SLA UPS Battery	RA12-45
12V	50Ah	198x166x171mm	F8	Drypower	SLA Cyclic	12GB50C
12V	50Ah	198x166x171mm	F8	Drypower	SLA Cyclic	12SB50C
12V	55Ah	226x135x214mm	F8	Drypower	SLA Cyclic	12GB55C
12V	55Ah	226x135x214mm	F8	Drypower	SLA Cyclic	12SB55CL
12V	55Ah	229x138x210mm	M6 Hole	Ritar	SLA UPS Battery	RA12-55
12V	55Ah	227x106x222mm	M6 Hole	Ritar	SLA UPS Battery	RA12-55F
12V	65Ah	350x166x174mm	F4 20mm	Drypower	SLA Cyclic	12GB65C
12V	65Ah	350x166x174mm	F4 20mm	Drypower	SLA Cyclic	12GB65CL
12V	65Ah	350x167x180mm	M6 Hole	Ritar	SLA UPS Battery	RA12-65
12V	75Ah	260x170x202mm	F16	Drypower	SLA Cyclic	12GB75C
12V	75Ah	260x169x210mm	M6 Hole	Ritar	SLA UPS Battery	RA12-75
12V	80Ah	260x170x202mm	F16	Drypower	SLA Cyclic	12SB80CL-FR
12V	100Ah	338x170x212mm	F16	Drypower	SLA Cyclic	12GB100C
12V	100Ah	307x169x210mm	M8 Hole	Ritar	SLA UPS Battery	RA12-100SD
12V	105Ah	508x111x236mm	M6 Hole	Ritar	SLA UPS Battery	RA12-105F
12V	110Ah	306x168x208mm	F8	Drypower	SLA Cyclic	12SB110CL
12V	120Ah	338x172x222mm	F8	Drypower	SLA Cyclic	12SB120CL-FR
12V	140Ah	352x170x276mm	F16	Drypower	SLA Cyclic	12SB140CL-FR
12V	150Ah	483x170x240mm	M8 Hole	Ritar	SLA UPS Battery	RA12-150
12V	150Ah	555x110x288mm	M8 Hole	Ritar	SLA UPS Battery	RA12-150F
12V	160Ah	550x110x288mm	F18	Drypower	SLA Cyclic	12GB160C-FR
12V	160Ah	352x170x276mm	F16	Drypower	SLA Cyclic	12SB160CL-FR
12V	160Ah	555x110x288mm	M8 Hole	Ritar	SLA UPS Battery	RA12-160F
12V	180Ah	560x125x316mm	M8 Hole	Ritar	SLA UPS Battery	RA12-180F
12V	200Ah	522x240x219mm	M8 Hole	Ritar	SLA UPS Battery	RA12-200
12V	200Ah	522x240x219mm	M8 Hole	Ritar	SLA UPS Battery	RA12-200HFR
12V	220Ah	522x240x219mm	F18	Drypower	SLA Cyclic	12SB220CL-FR
12V	260Ah	522x240x219mm	M8 Hole	Ritar	SLA UPS Battery	RA12-240F12
12V	260Ah	522x240x219mm	M8 Hole	Ritar	SLA UPS Battery	RA12-240HL
12V	260Ah	520x268x220mm	M8 Hole	Ritar	SLA UPS Battery	RA12-260
12V	5.0Ah	90x70x101mm	Spade 6.35mm	Drypower	SLA UPS Battery	12SB25WHR



LFP BATTERIES - LITHIUM IRON PHOSPHATE - LiFePO4

Volts	Capacity	Size	Term.	Manufacturer	Type	Code
6.4V	3.8Ah	70x48x101mm	Spade 4.75mm	Drypower	LiFePO4	6LFP3.8
6.4V	7.6Ah	150x35x93mm	Spade 4.75mm	Drypower	LiFePO4	6LFP7.6
6.4V	11.4Ah	150x50x93mm	Spade 6.35mm	Drypower	LiFePO4	6LFP11.4
12.8V	3.8Ah	90x70x101mm	Spade 4.75mm	Drypower	LiFePO4	12LFP3.8
12.8V	7.2Ah	151x65x94mm	Spade 6.35mm	Drypower	LiFePO4	12LFP7.2
12.8V	10.8Ah	151x99x94mm	Spade 6.35mm	Drypower	LiFePO4	12LFP10.8
12.8V	11.4Ah	151x65x94mm	Spade 6.35mm	Drypower	LiFePO4	12LFP11.4
12.8V	15.2Ah	151x99x94mm	Spade 6.35mm	Drypower	LiFePO4	12LFP15.2
12.8V	18Ah	168x128x76mm	T-Bar to ADS PP*+ Lotus Port	Drypower	LiFePO4	12LFP18TB
12.8V	21.6Ah	182x77x168mm	F6 (M5 Bolt)	Drypower	LiFePO4	12LFP21
12.8V	25.2Ah	168x128x102mm	T-Bar to ADS PP*+ Lotus Port	Drypower	LiFePO4	12LFP25TB
12.8V	28.8Ah	176x166x125mm	F8 (M6 Bolt)	Drypower	LiFePO4	12LFP28
12.8V	30.4Ah	166x125x174mm	F8 (M6 Bolt)	Drypower	LiFePO4	12LFP30
12.8V	32.4Ah	175x175x110mm	F18 (M8 Bolt)	Drypower	LiFePO4	12LFP32
12.8V	36Ah	195x133x170mm	F8 (M6 Bolt)	Drypower	LiFePO4	12LFP36
12.8V	47.6Ah	198x166x169mm	F18 (M8 Bolt)	Drypower	LiFePO4	12LFP48
12.8V	50Ah	229x138x210mm	F8 (M6 Bolt)	Drypower	LiFePO4	12LFP50P
12.8V	74.8Ah	260x168x211mm	F18 (M8 Bolt)	Drypower	LiFePO4	12LFP75
12.8V	100Ah	490x170x240mm	F18 (M8 Bolt)	Drypower	LiFePO4	12LFP100P
12.8V	100Ah	329x171x217mm	F18 (M8 Bolt)	Drypower	LiFePO4	12LFP100PS
12.8V	102.6Ah	395x110x287mm	F18 (M8 Bolt)	Drypower	LiFePO4	12LFP102SL
12.8V	108Ah	329x171x217mm	F18 (M8 Bolt)	Drypower	LiFePO4	12LFP108
12.8V	121.6Ah	329x171x217mm	F18 (M8 Bolt)	Drypower	LiFePO4	12LFP122
12.8V	150Ah	520x240x220mm	F18 (M8 Bolt)	Drypower	LiFePO4	12LFP150P
12.8V	150Ah	406x173x212mm	F18 (M8 Bolt)	Drypower	LiFePO4	12LFP150PS
12.8V	200Ah	490x170x240mm	F18 (M8 Bolt)	Drypower	LiFePO4	12LFP200P
25.6V	50Ah	329x171x217mm	F18 (M8 Bolt)	Drypower	LiFePO4	24LFP50P
25.6V	100Ah	490x170x240mm	F18 (M8 Bolt)	Drypower	LiFePO4	24LFP100P





SLA Ritar

6V 1.3AH SLA RITAR

Volts	6V
Capacity	1.3Ah
Charge	0.39A Max
Imax	13A (5s)
Term.	Spade 4.75mm
Weight	0.31kg
Size	97x25x52mm
Code	RT613



6V



6V 4.5AH / 5.5AH SLA RITAR

Volts	6V	6V
Capacity	4.5Ah	5.5Ah
Charge	1.35A Max	1.65A Max
Imax	45A	55A
Term.	Spade 4.75mm	Spade 4.75mm
Weight	0.72kg	0.80kg
Size	70x48x102mm	70x47x101mm
Code	RT645	RT655



6V



6V 8AH SLA RITAR

Volts	6V
Capacity	8.0Ah
Charge	2.4A Max
Imax	80A (5s)
Term.	Spade 4.75mm
Weight	1.20kg
Size	151x34x94mm
Code	RT680



6V



6V 12AH SLA RITAR

Volts	6V
Capacity	12Ah
Charge	3.6A Max
Imax	120A (5s)
Term.	Spade 4.75mm
Weight	1.80kg
Size	151x50x94mm
Code	RT6120



6V



12V 2.3AH SLA RITAR

Volts	12V
Capacity	2.3Ah
Charge	0.69A Max
Imax	23A (5s)
Term.	Spade 4.75mm
Weight	0.97kg
Size	177x35x62mm
Code	RT1223



F1



12V 5AH SLA RITAR

Volts	12V
Capacity	5.0Ah
Charge	1.5A Max
Imax	50A (5s)
Term.	Spade 6.35mm
Weight	1.90kg
Size	152x50x94mm
Code	RT1250BHF2



F2



12V 5.5AH SLA RITAR

Volts	12V	12V
Capacity	5.5Ah	5.5Ah
Charge	1.65A Max	1.65A Max
Imax	55A (5s)	55A (5s)
Term.	Spade 4.75mm	Spade 6.35mm
Weight	1.70kg	1.70kg
Size	90x70x101mm	90x70x101mm
Code	RT1255F1	RT1255F2



12V 7AH / 8AH / 9AH SLA RITAR

Volts	12V	12V	12V	12V
Capacity	7.0Ah	8.0Ah	7.2Ah	7.2Ah
Charge	2.1A Max	2.4A Max	2.16A Max	2.16A Max
Imax	70A (5s)	80A (5s)	72A (5s)	72A (5s)
Term.	Spade 4.75mm	Spade 6.35mm	Spade 4.75mm	Spade 6.35mm
Weight	2.0kg	2.26kg	2.15kg	2.15kg
Size	151x65x94mm	151x65x94mm	151x65x94mm	151x65x94mm
Code	RT1270EF1	RT1280F2	RT1272F1	RT1272F2

Volts	12V
Capacity	9.0Ah
Charge	2.7A Max
Imax	90A (5s)
Term.	Spade 6.35mm
Weight	2.63kg
Size	151x65x94mm
Code	RT1290HF2FR

DATASHEETS
Available Online

12V 12AH SLA RITAR

Volts	12V
Capacity	12Ah
Charge	3.6A Max
Imax	120A (5s)
Term.	Spade 4.75mm
Weight	3.60kg
Size	151x98x95mm
Code	RT12120F1



12V 18AH / 20AH / 22AH SLA RITAR

Volts	12V	12V
Capacity	18Ah	18Ah
Charge	5.4A Max	5.4A Max
Imax	180A (5s)	180A (5s)
Term.	Spade 12.0mm	M5 Hole
Weight	5.00kg	5.00kg
Size	181x76x167mm	181x76x167mm
Code	RT12180F3	RT12180F13



Volts	12V	12V
Capacity	20Ah	22Ah
Charge	6.0A Max	6.6A Max
Imax	200A (5s)	220A (5s)
Term.	M5 Hole	M5 Hole
Weight	5.90kg	6kg
Size	181x76x167mm	181x76x167mm
Code	RT12200	RT12220EV



DATASHEETS Available Online



12V 26AH SLA RITAR

Volts	12V
Capacity	26Ah
Charge	7.8A Max
Imax	260A (5s)
Term.	Spade 12mm
Weight	8.10kg
Size	166x175x125mm
Code	RT12260F3



DATASHEETS Available Online

12V 75AH SLA RITAR

Volts	12V
Capacity	75Ah
Charge	22.5A Max
Imax	750A (5s)
Term.	M6 Hole
Weight	24.0kg
Size	260x169x210mm
Code	RA12-75



12V 33AH SLA RITAR

Volts	12V
Capacity	33Ah
Charge	9.9A Max
Imax	330A (5s)
Term.	M6 Hole
Weight	9.6Kg
Size	195x130x159mm
Code	RA12-33



12V 100AH SLA RITAR

Volts	12V
Capacity	100Ah
Charge	30A Max.
Imax	900A (5s)
Term.	M8 Hole
Weight	29.0kg
Size	307x169x210mm
Code	RA12-100SD



12V 45AH SLA RITAR

Volts	12V
Capacity	45Ah
Charge	13.5A Max
Imax	450A (5s)
Term.	M6 Hole
Weight	14.0kg
Size	198x166x171mm
Code	RA12-45



12V 105AH FRONT TERMINAL SLA RITAR

Volts	12V
Capacity	105Ah
Charge	31.5A Max
Imax	1050A (5s)
Term.	M6 Hole
Weight	32.5kg
Size	508x111x236mm
Code	RA12-105F



12V 55AH SLA RITAR

Volts	12V
Capacity	55Ah
Charge	16.5A Max
Imax	550A (5s)
Term.	M6 Hole
Weight	18.0kg
Size	229x138x210mm
Code	RA12-55



HFR = High Fire Resistance

12V 150AH SLA RITAR

Volts	12V
Capacity	150Ah
Charge	45A Max
Imax	1500A (5s)
Term.	M8 Hole
Weight	45.0kg
Size	483x170x240mm
Code	RA12-150



DATASHEETS Available Online



12V 55AH FRONT TERMINAL SLA RITAR

Volts	12V
Capacity	55Ah
Charge	16.5A Max
Imax	550A (5s)
Term.	M6 Hole
Weight	18.0kg
Size	227x106x222mm
Code	RA12-55F



12V 150AH FRONT TERMINAL SLA RITAR

Volts	12V
Capacity	150Ah
Charge	45A Max
Imax	1500A (5s)
Term.	M8 Hole
Weight	45.0kg
Size	555x110x288mm
Code	RA12-150F



12V 65AH SLA RITAR

Volts	12V
Capacity	65Ah
Charge	19.5A Max
Imax	650A (5s)
Term.	M6 Hole
Weight	21.0kg
Size	350x167x180mm
Code	RA12-65



12V 160AH FRONT TERMINAL SLA RITAR

Volts	12V
Capacity	160Ah
Charge	48A Max
Imax	1600A (5s)
Term.	M8 Hole
Weight	49.0kg
Size	555x110x288mm
Code	RA12-160F



DATASHEETS Available Online



Power & Lighting

□ SLA Ritar Continued....

12V 180AH FRONT TERMINAL SLA RITAR

Volts	12V
Capacity	180Ah
Charge	54A Max
Imax	1800A (5s)
Term.	M8 Hole
Weight	53.5kg
Size	560x125x316mm
Code	RA12-180F



DATASHEETS Available Online

12V 260AH SLA RITAR

Volts	12V	12V
Capacity	260Ah	260Ah
Charge	70A Max	72A Max
Imax	2400A (5s)	2400A (5s)
Term.	M8 Hole	M8 Hole
Weight	70.0kg	69.0kg
Size	522x240x219mm	522x240x219mm
Code	RA12-240HL	RA12-240F12



12V 200AH SLA RITAR

Volts	12V	12V
Capacity	200Ah	200Ah
Charge	60A Max	60A Max
Imax	2000A (5s)	2000A (5s)
Term.	M8 Hole	M8 Hole
Weight	60.0kg	62.5kg
Size	522x240x219mm	522x240x219mm
Code	RA12-200	RA12-200HFR

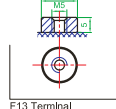
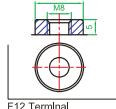
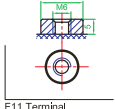
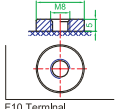
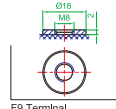
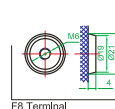
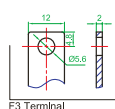
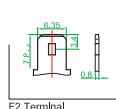
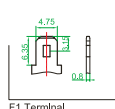


HFR = High Fire Resistance



12V 260AH SLA RITAR

Volts	12V
Capacity	260Ah
Charge	78A Max
Imax	2600A (5s)
Term.	M8 Hole
Weight	75.0kg
Size	520x268x220mm
Code	RA12-260



□ SLA Video

12V 2.0AH SLA

VIDEO BATTERY REPLACEMENT

Replaces LCS2012DP, LCSD122PU, VW-VBF2
12V 2.0Ah. Premium Gold. 143x61x24mm

Code
VBF2



CONNECTOR LEAD

Code
PL10



12V 2.3AH SLA

VIDEO BATTERY REPLACEMENT

LB-VMV-BM10, LC-SA122R-3BU, VW-VBM10E.
12V 2.3Ah. Premium Gold. 183x61x24mm

Code
VB10



CONNECTOR LEAD

Code
PL10



□ SLA Gates Cyclon

2V SLA GATES

INDIVIDUAL SLA CELLS CYCLONE

Highly reliable battery used in military, medical, security etc. In float, they last up to ten years before they fall to 80% of the rated capacity. Due to their low impedance, discharge current can be very high without risk of damage. They can be fully recharged in less than 1 Hr! using a constant V of 2.35 volts per cell, NO current limiting is required. They do not dry out and can be charged in any position. 2 VOLTS ea. Made in the USA

2V 2.5Ah "D"

Size	Code
61x34mmØ	RB22

2V 5.0Ah "X"

Size	Code
73x44mmØ	RB25



6V SLA GATES

Snap together monoblocks Weather proof casings.

6V 2.5Ah "D"x3

Size	Code
110x44x68mm	RB322

6V 5Ah "X"x3

Size	Code
135x52x75mm	RB325

6V 8Ah "E"x3

Size	Code
135x52x100mm	RB326



SNAP LOCK
MULTIPLES
TOGETHER



□ SLA Batteries - NBN

NBN REPLACEMENT BATTERY 12V 7AH

High rate VRLA battery suitable for NBN Power Supply backup. Specially designed for use with NBN backup systems UPS style construction to deliver emergency power for longer Extended service life compared to general purpose (non back-up) battery models. 99.99% Lead purity for reliable power delivery

Volts	12V
Capacity	7.0Ah
Term.	Spade 6.35mm
Weight	2.2kg
Size	151x65x94mm
Code	12NBN7P-F2



□ SLA Batteries - Security

SECURITY REPLACEMENT BATTERY 12V 7AH

FOR USE IN ALARM SYSTEMS

SECURITY by Drypower 12V 7Ah Sealed Lead Acid battery with F1 terminals for use in alarm systems.

Volts	12V
Capacity	7.0Ah
Term.	Spade 4.75mm
Weight	2.1kg
Size	151x65x94mm
Code	12SEC7P-F1



□ SLA Other

12V 2.8AH SLA - MI

Replaces NP3-12, PS1228, WP2.8-12.

Voltage	12V
Capacity	2800mAh
Size	132x33x90mm
Term.	132x33x90mm
Code	FP1228A



12V 7AH SLA BATTERY

Volts	12V	12V
Capacity	7.0Ah	7.0Ah
Size	151x65x94mm	151x65x94mm
Term.	Spade 4.75mm	Spade 6.35mm
Code	BNP1270F1	BNP1270F2



12V 1.3AH SLA BATTERY

Volts	12V
Capacity	1.3Ah
Charge	0.73A
Imax	14.4A (5s)
Term.	Spade 4.75mm
Weight	0.61kg
Size	97x43x52mm
Code	BNP1213



6V LANTERN SLA

Power	6.0V 5000mAh
Suit	6V5A/20HR
Size	96x66x66mm
Code	DM6-5S



□ SLA Drypower

12V 2AH SLA DRYPOWER

Sealed Lead Acid Battery Valve Regulated (AGM Type) for Medical Equipment. Replaces NP2-12, NP2-12FR

Volts	12V
Capacity	2.0Ah
Term.	Spade 4.75mm
Weight	0.7kg
Size	148x20x90mm
Code	12SB2P



12V 5AH SLA DRYPOWER

Volts	12V
Capacity	5.0Ah
Term.	Spade 4.75mm
Weight	1.9kg
Size	90x70x101mm
Code	12SB5C



12V 10AH SLA DRYPOWER

Volts	12V
Capacity	10Ah
Term.	Spade 6.35mm
Weight	3.3kg
Size	151x65x112mm
Code	12SB10C



12V 14AH SLA DRYPOWER

Volts	12V
Capacity	14Ah
Term.	Spade 6.35mm
Weight	4.3kg
Size	151x98x93mm
Code	12SB14C-F2



12V 22AH SLA DRYPOWER

Volts	12V
Capacity	22Ah
Term.	F8
Weight	6.4kg
Size	181x76x167mm
Code	12SB22C



12V 30AH SLA DRYPOWER

Volts	12V
Capacity	30Ah
Term.	F8
Weight	10.1kg
Size	165x125x175mm
Code	12SB30C





Power & Lighting

□ SLA Drypower - Cyclic

12V 34AH SLA DRYPOWER

Volts	12V
Capacity	34Ah
Term.	F6
Weight	10.6kg
Size	197x131x159mm
Code	12SB34C



12V 80AH SLA DRYPOWER

Volts	12V
Capacity	80Ah
Term.	F16
Weight	24.4kg
Size	260x170x202mm
Code	12SB80CL-FR



12V 36AH SLA DRYPOWER

Volts	12V
Capacity	36Ah
Term.	F8
Weight	10.7kg
Size	197x131x159mm
Code	12SB36C



12V 110AH SLA DRYPOWER

Volts	12V
Capacity	110Ah
Term.	F8
Weight	30kg
Size	306x168x208mm
Code	12SB110CL



12V 40AH SLA DRYPOWER

Volts	12V
Capacity	40Ah
Term.	F8
Weight	13.1kg
Size	198x166x171mm
Code	12SB40CL



12V 120AH SLA DRYPOWER

Volts	12V
Capacity	120Ah
Term.	F8
Weight	32.5kg
Size	338x172x222mm
Code	12SB120CL-FR



12V 50AH SLA DRYPOWER

Volts	12V
Capacity	50Ah
Term.	F8
Weight	14.3kg
Size	198x166x171mm
Code	12SB50C



12V 140AH SLA DRYPOWER

Volts	12V
Capacity	140Ah
Term.	F16
Weight	42.4kg
Size	352x170x276mm
Code	12SB140CL-FR



12V 55AH SLA DRYPOWER

Volts	12V
Capacity	55Ah
Term.	F8
Weight	17kg
Size	226x135x214mm
Code	12SB55CL



12V 160AH SLA DRYPOWER

Volts	12V
Capacity	160Ah
Term.	F16
Weight	48.5kg
Size	352x170x276mm
Code	12SB160CL-FR



12V 65AH SLA DRYPOWER

Volts	12V
Capacity	65Ah
Term.	F4 20mm
Weight	21.6kg
Size	350x166x174mm
Code	12SB65CL



12V 220AH SLA DRYPOWER

Volts	12V
Capacity	220Ah
Term.	F18
Weight	68.5kg
Size	522x240x219mm
Code	12SB220CL-FR





□ SLA Drypower - Cyclic & Standby

6V 1.2Ah SLA DRYPOWER

Volts	6V
Capacity	1.2Ah
Term.	Spade 4.75mm
Weight	0.3kg
Size	97x25x52mm
Code	6SB1.2P



6V 12Ah SLA DRYPOWER

Volts	6V
Capacity	12Ah
Term.	Spade 4.75mm
Weight	1.9kg
Size	151x50x94mm
Code	6SB12P



6V 2.8Ah SLA DRYPOWER

Volts	6V
Capacity	2.8Ah
Term.	Spade 4.75mm
Weight	0.6kg
Size	66x33x97mm
Code	6SB2.8P



6V 13Ah SLA DRYPOWER

Volts	6V
Capacity	13Ah
Term.	6.35 & 4.75mm
Weight	2.2kg
Size	108x70x140mm
Code	6SB13PTOY



6V 3Ah SLA DRYPOWER

Volts	6V
Capacity	3.0Ah
Term.	Spade 4.75mm
Weight	0.7kg
Size	134x34x60mm
Code	6SB3P



12V 0.8AH SLA DRYPOWER

Volts	12V
Capacity	0.8Ah
Term.	AMP 1-480318-0
Weight	0.4kg
Size	96x25x62mm
Code	12SB0.8P



2 Pin 11x9mm

6V 5Ah SLA DRYPOWER

Volts	6V
Capacity	5.0Ah
Term.	Spade 4.75mm
Weight	0.91kg
Size	70x105x47mm
Code	6SB5P



12V 0.8AH SLA DRYPOWER

Volts	12V
Capacity	0.8Ah
Term.	JST VHR-2N
Weight	0.4kg
Size	96x25x62mm
Code	12SB0.8PJ



2 Pin 8.3x7.8mm

6V 7.2Ah SLA DRYPOWER

Volts	6V
Capacity	7.2Ah
Term.	Spade 4.75mm
Weight	1.2kg
Size	151x34x94mm
Code	6SB7.2P



12V 1.2AH SLA DRYPOWER

For back up and main power cyclic use.

Volts	12V
Capacity	1.2Ah
Term.	Spade 4.75mm
Weight	0.6kg
Size	97x43x53mm
Code	12SB1.2P



6V 9Ah SLA HIGH RATE DRYPOWER

Drypower 6V 9Ah SLA High rate battery for standby and UPS. Comes with F2 (6.35mm spade) terminals.

Volts	6V
Capacity	9Ah
Term.	F2
Weight	1.3kg
Size	151x34x94mm
Code	6SB45WHR



12V 2.3AH SLA DRYPOWER

For backup and main power cyclic use.

Volts	12V
Capacity	2.3Ah
Term.	Spade 4.75mm
Weight	1kg
Size	177x35x62mm
Code	12SB2.3P





12V 2.9AH SLA DRYPOWER - STANDARD POLARITY

Connector	Standard
Voltage	12V
Capacity	2.9Ah
Term.	Spade 4.75mm
Weight	1.3kg
Size	100x80x56mm
Code	12SB2.9P



12V 9AH SLA DRYPOWER

Volts	12V	12V
Capacity	9.0Ah	9.0Ah
Term.	Spade 4.75mm	Spade 6.35mm
Weight	2.7Kg	2.7Kg
Size	151x65x94mm	151x65x94mm
Code	12SB9P-F1	12SB9P-F2



12V 2.9AH SLA DRYPOWER - REVERSE POLARITY

Connector	Reversed
Voltage	12V
Capacity	2.9Ah
Term.	Spade 4.75mm
Weight	1.2kg
Size	100x80x56mm
Code	12SB2.9PR



12V 9AH SLA DRYPOWER

12V 9Ah SLA battery. F2 terminals. Suitable for Backup and UPS use.

Volts	12V
Capacity	9Ah
Term.	Spade 6.35mm
Weight	2.7kg
Size	151x65x94mm
Code	12SB45WHR



12V 3Ah SLA DRYPOWER

Volts	12V
Capacity	3.0Ah
Term.	Spade 4.75mm
Weight	1.4kg
Size	134x67x60mm
Code	12SB3P



12V 12AH SLA DRYPOWER

Volts	12V	12V
Capacity	12Ah	12Ah
Term.	Spade 6.35mm + 4.75mm adaptor	Spade 6.35mm
Weight	3.9Kg	3.9Kg
Size	151x98x95mm	151x98x95mm
Code	BP12-12	12SB12P-F2

12SB12P-F2



BP12-12
With 2x F2 to F1 adaptors



12V 5AH SLA DRYPOWER

Volts	12V
Capacity	5.0Ah
Term.	Spade 4.75mm
Weight	1.9kg
Size	90x70x101mm
Code	12SB5P



12V 20Ah SLA DRYPOWER

Volts	12V
Capacity	20Ah
Term.	F3 12mm
Weight	6.1kg
Size	181x76x167mm
Code	12SB20C



12V 7AH SLA DRYPOWER

Volts	12V	12V
Capacity	7.0Ah	7.0Ah
Term.	Spade 4.75mm	Spade 6.35mm
Weight	2.2kg	2.2kg
Size	151x65x94mm	151x65x94mm
Code	12SB7P-F1	12SB36WHR



12V 26Ah SLA DRYPOWER

Volts	12V	12V
Capacity	26Ah	26Ah
Term.	F3 12mm	F6
Weight	9.3kg	9.3kg
Size	175x166x125mm	175x166x125mm
Code	12SB26CL	12SB26CLN



12V 7.2Ah SLA DRYPOWER

Volts	12V	12V
Capacity	7.2Ah	7.2Ah
Term.	Spade 4.75mm	Spade 6.35mm
Weight	2.5kg	2.4kg
Size	151x65x94mm	151x65x94mm
Code	12SB7.2-F1	12SB7.2-F2



12V 30Ah SLA DRYPOWER

Volts	12V
Capacity	30Ah
Term.	F3 12mm
Weight	10.1kg
Size	165x125x175mm
Code	12SB30P





□ SLA Drypower - Gel Type

12V 7AH GEL TYPE SLA DRYPOWER

Volts	12V
Capacity	7.0Ah
Term.	Spade 4.75mm
Weight	2.7kg
Size	151x65x94mm
Code	12GB7C



12V 55AH GEL TYPE SLA DRYPOWER

Volts	12V
Capacity	55Ah
Term.	F8
Weight	17kg
Size	226x135x214mm
Code	12GB55C



12V 12AH GEL TYPE SLA DRYPOWER

Volts	12V
Capacity	12Ah
Term.	Spade 6.35mm
Weight	4.0kg
Size	151x98x93mm
Code	12GB12C



12V 65AH GEL TYPE SLA DRYPOWER

Volts	12V
Capacity	65Ah
Term.	F4 20mm
Weight	23.9kg
Size	350x166x174mm
Code	12GB65C



12V 20AH GEL TYPE SLA DRYPOWER

Volts	12V
Capacity	20Ah
Term.	F8 (M6 Bolt)
Weight	6.7Kg
Size	181x76x167mm
Code	12GB20C



12V 75AH GEL TYPE SLA DRYPOWER

Volts	12V
Capacity	75Ah
Term.	F16
Weight	24.8kg
Size	260x170x202mm
Code	12GB75C



12V 24AH GEL TYPE SLA DRYPOWER

Volts	12V
Capacity	24Ah
Term.	F3 12mm
Weight	9.5kg
Size	166x175x125mm
Code	12GB24C



12V 100AH GEL TYPE SLA DRYPOWER

Volts	12V
Capacity	100Ah
Term.	F16
Weight	34kg
Size	338x170x212mm
Code	12GB100C



12V 36AH GEL TYPE SLA DRYPOWER

Volts	12V
Capacity	36Ah
Term.	F8
Weight	12.1kg
Size	197x131x159mm
Code	12GB36C



12V 160AH GEL TYPE SLA DRYPOWER

Volts	12V
Capacity	160Ah
Term.	F18
Weight	50kg
Size	550x110x288mm
Code	12GB160C-FR



12V 50AH GEL TYPE SLA DRYPOWER

Voltage	12V
Capacity	50Ah
Term.	F8
Weight	14.5kg
Size	198x166x171mm
Code	12GB50C



DATASHEETS ARE
AVAILABLE ONLINE
SEE OUR WEBSITE



□ LiFePO4 Batteries

LITHIUM IRON PHOSPHATE - DRYPOWER



The Drypower range of LiFePO4 batteries supports over 2000 cycles to 100% DoD in industrial or high drain applications. Higher energy density compares to Lead Acid battery equivalents. High rate discharge capable and superior total capacity utilisation (up to 100% DoD) with a flat discharge curve for strong, consistent delivery. Low self discharge and long storage life with no risk of sulfation. UN38.3 certified for safe transport & performance. Advanced BMS (Battery Management System) offers protection against common faults to ensure safe operation and prolong service life.

6.4V 7.6AH LiFePO4 - DRYPOWER

RECHARGEABLE LITHIUM IRON PHOSPHATE BATTERY

Drypower 6LFP7.6 is a 6.4V 7.6Ah Lithium Iron Phosphate (LiFePO4) rechargeable battery with 4.75mm spade terminals. Compact and light weight compares to SLA batteries with the same capacity. Fast charging. The battery has a 2S2P set-up.

Volts	6.4V
Capacity	7.6Ah
Term.	Spade 4.75mm
Weight	0.4kg
Size	150x35x93mm
Code	6LFP7.6



6.4V 3.8AH LiFePO4 - DRYPOWER

RECHARGEABLE LITHIUM IRON PHOSPHATE BATTERY

Drypower 6LFP3.8 is a 6.4V 3.8Ah Lithium Iron Phosphate (LiFePO4) rechargeable battery with 4.75mm spade terminals. Compact and light weight compares to SLA batteries with the same capacity. Fast charging. The battery has a 2S1P set-up. It supports connection in series up to 4S.

Volts	6.4V
Capacity	3.8Ah
Term.	Spade 4.75mm
Weight	0.29kg
Size	70x48x101mm
Code	6LFP3.8



6.4V 11.4AH LiFePO4 - DRYPOWER

RECHARGEABLE LITHIUM IRON PHOSPHATE BATTERY

Drypower 6LFP11.4 is a 6.4V 11.4Ah Lithium Iron Phosphate (LiFePO4) rechargeable battery with 6.35mm spade terminals. Compact and light weight compares to SLA batteries with the same capacity. Fast charging. The battery has a 2S3P configuration.

Volts	6.4V
Capacity	11.4Ah
Term.	Spade 6.35mm
Weight	0.6kg
Size	150x50x93mm
Code	6LFP11.4



12.8V 3.8AH LiFePO4 - DRYPOWER

RECHARGEABLE LITHIUM IRON PHOSPHATE BATTERY

Drypower 12LFP3.8 is a 12.8V 3.8Ah Lithium Iron Phosphate (LiFePO4) rechargeable battery with 4.75mm spade terminals. Compact and light weight compares to SLA batteries with the same capacity. Fast charging. The battery has a 4S1P configuration.

Volts	12.8V
Capacity	3.8Ah
Term.	Spade 4.75mm
Weight	0.5kg
Size	90x70x101mm
Code	12LFP3.8



12.8V 7.2AH LiFePO4 - DRYPOWER

RECHARGEABLE LITHIUM IRON PHOSPHATE BATTERY

Drypower 12LFP7.2 is a 12.8V 7.2Ah Lithium Iron Phosphate (LiFePO4) rechargeable battery with 6.35mm spade terminals. Compact and light weight compares to SLA batteries with the same capacity. Fast charging. The battery has a 4S2P configuration.

Volts	12.8V
Capacity	7.2Ah
Term.	Spade 6.35mm
Weight	0.95kg
Size	151x65x94mm
Code	12LFP7.2



12.8V 10.8AH LiFePO4 - DRYPOWER

RECHARGEABLE LITHIUM IRON PHOSPHATE BATTERY

Drypower 12LFP10.8 is a 12.8V 10.8Ah Lithium Iron Phosphate (LiFePO4) rechargeable battery with 6.35mm spade terminals. Compact and light weight compares to SLA batteries with the same capacity. Fast charging. The battery has a 4S3P configuration.

Volts	12.8V
Capacity	10.8Ah
Term.	Spade 6.35mm
Weight	1.5kg
Size	151x99x94mm
Code	12LFP10.8



12.8V 11.4AH LiFePO4 - DRYPOWER

RECHARGEABLE LITHIUM IRON PHOSPHATE BATTERY

Drypower 12LFP11.4 is a 12.8V 11.4Ah Lithium Iron Phosphate (LiFePO4) rechargeable battery with 6.35mm spade terminals. Compact and light weight compares to SLA batteries with the same capacity. Fast charging. The battery has a 4S3P configuration.

Volts	12.8V
Capacity	11.4Ah
Term.	Spade 6.35mm
Weight	1.3kg
Size	151x65x94mm
Code	12LFP11.4





12.8V 15.2AH LiFePO4 - DRYPOWER

RECHARGEABLE LITHIUM IRON PHOSPHATE BATTERY

Drypower 12LFP15.2 is a 12.8V 15.2Ah Lithium Iron Phosphate (LiFePO4) rechargeable battery with 6.35mm spade terminals. Compact and light weight compares to SLA batteries with the same capacity. Fast charging. The battery has a 4S4P configuration.

Volts	12.8V
Capacity	15.2Ah
Term.	Spade 6.35mm
Weight	1.7kg
Size	151x99x94mm
Code	12LFP15.2



12.8V 21.6AH LiFePO4 - DRYPOWER

RECHARGEABLE LITHIUM IRON PHOSPHATE BATTERY

Drypower 12LFP21 is a 12.8V 21.6Ah Lithium Iron Phosphate (LiFePO4) rechargeable battery with M5 bolt terminals. Compact and light weight compares to SLA batteries with the same capacity. Fast charging. The battery has a 4S6P configuration.

Volts	12.8V
Capacity	21.6Ah
Term.	F6 (M5 Bolt)
Weight	2.9kg
Size	182x77x168mm
Code	12LFP21



12.8V 28.8AH LiFePO4 - DRYPOWER

RECHARGEABLE LITHIUM IRON PHOSPHATE BATTERY

Drypower 12LFP28 is a 12.8V 28.8Ah Lithium Iron Phosphate (LiFePO4) rechargeable battery with M6 bolt terminals. Compact and light weight compares to SLA batteries with the same capacity. Fast charging. The battery has a 4S8P configuration.

Volts	12.8V
Capacity	28.8Ah
Term.	F8 (M6 Bolt)
Weight	3.6kg
Size	176x166x125mm
Code	12LFP28



12.8V 30.4AH LiFePO4 - DRYPOWER

RECHARGEABLE LITHIUM IRON PHOSPHATE BATTERY

Drypower 12LFP30 is a 12.8V 30.4Ah Lithium Iron Phosphate (LiFePO4) rechargeable battery with M6 bolt terminals. Compact and light weight compares to SLA batteries with the same capacity. Fast charging. The battery has a 4S8P configuration.

Volts	12.8V
Capacity	30.4Ah
Term.	F8 (M6 Bolt)
Weight	3.72kg
Size	166x125x174mm
Code	12LFP30



12.8V 36AH LiFePO4 - DRYPOWER

RECHARGEABLE LITHIUM IRON PHOSPHATE BATTERY

Drypower 12LFP36 is a 12.8V 36Ah Lithium Iron Phosphate (LiFePO4) rechargeable battery with M6 bolt terminals. Compact and light weight compares to SLA batteries with the same capacity. Fast charging. The battery has a 4S10P configuration.

Volts	12.8V
Capacity	36Ah
Term.	F8 (M6 Bolt)
Weight	4.43kg
Size	195x133x170mm
Code	12LFP36



12.8V 47.6AH LiFePO4 - DRYPOWER

RECHARGEABLE LITHIUM IRON PHOSPHATE BATTERY

Drypower 12LFP48 is a 12.8V 47.6Ah Lithium Iron Phosphate (LiFePO4) rechargeable battery with M8 bolt terminals. Compact and light weight compares to SLA batteries with the same capacity. Fast charging. The battery has a 4S14P configuration.

Voltage	12.8V
Capacity	47.6Ah
Term.	F18 (M8 Bolt)
Weight	6.1kg
Size	198x166x169mm
Code	12LFP48



12.8V 74.8AH LiFePO4 - DRYPOWER

RECHARGEABLE LITHIUM IRON PHOSPHATE BATTERY

Drypower 12LFP75 is a 12.8V 74.8Ah Lithium Iron Phosphate (LiFePO4) rechargeable battery with M8 bolt terminals. Compact and light weight compares to SLA batteries with the same capacity. Fast charging. The battery has a 4S22P configuration.

Volts	12.8V
Capacity	74.8Ah
Term.	F18 (M8 Bolt)
Weight	9.65kg
Size	260x168x211mm
Code	12LFP75



12.8V 102.6AH LiFePO4 FRONT TERMINAL

RECHARGEABLE LITHIUM IRON PHOSPHATE BATTERY

Drypower 12LFP102SL is a 12.8V 102.6Ah Lithium Iron Phosphate (LiFePO4) rechargeable battery with front end M8 bolt terminals. Compact and light weight compares to SLA batteries with the same capacity. Fast charging. The battery has a slimline 4S27P configuration.

Volts	12.8V
Capacity	102.6Ah
Term.	F18 (M8 Bolt)
Weight	13.1kg
Size	395x110x287mm
Code	12LFP102SL





Power & Lighting

12.8V 108AH LiFePO4 - DRYPOWER

RECHARGEABLE LITHIUM IRON PHOSPHATE BATTERY

Drypower 12LFP108 is a 12.8V 108Ah Lithium Iron Phosphate (LiFePO4) rechargeable battery with M8 bolt terminals. Compact and light weight compares to SLA batteries with the same capacity. Fast charging. The battery has a 4S30P configuration.

Volts	12.8V
Capacity	108Ah
Term.	F18 (M8 Bolt)
Weight	13.8kg
Size	329x171x217mm
Code	12LFP108



12.8V 121.6AH LiFePO4 - DRYPOWER

RECHARGEABLE LITHIUM IRON PHOSPHATE BATTERY

Drypower 12LFP122 is a 12.8V 121.6Ah Lithium Iron Phosphate (LiFePO4) rechargeable battery with M8 bolt terminals. Compact and light weight compares to SLA batteries with the same capacity. Fast charging. The battery has a 4S32P configuration.

Volts	12.8V
Capacity	121.6Ah
Term.	F18 (M8 Bolt)
Weight	14.36kg
Size	329x171x217mm
Code	12LFP122



□ LiFePO4 Battery Kits

12.8V 18Ah LiFePO4 BATTERY & CHARGER KIT

RECHARGEABLE LITHIUM BATTERY KIT TO SUIT GOLF BUGGY

Drypower 12LFP18TB is an all-in-one 12.8V 18Ah Lithium Iron Phosphate (LiFePO4) rechargeable battery and charger kit for use with Golf buggies. The package features a Lithium battery, 260mm T-bar to Anderson PP output lead, AC charger with Lotus plug, and Neoprene protective carry case. Compact and light weight compares to SLA batteries with the same capacity. Fast charging. The battery has a 4S5P configuration.

Volts	12.8V
Capacity	18Ah
Term.	T-Bar to ADS PP*+ Lotus Port
Weight	2.5kg
Size	168x128x76mm
Code	12LFP18TB



Carry case and lead included (T-Bar to Anderson plug)



Carry case, lead and charger included

12.8V 25.2Ah LiFePO4 BATTERY & CHARGER KIT

RECHARGEABLE LITHIUM BATTERY KIT TO SUIT GOLF BUGGY

Drypower 12LFP25TB is an all-in-one 12.8V 25.2Ah Lithium Iron Phosphate (LiFePO4) rechargeable battery and charger kit for use with Golf buggies. The package features a Lithium battery, 260mm T-bar to Anderson PP output lead, AC charger with Lotus plug, and Neoprene protective carry case. Compact and light weight compares to SLA batteries with the same capacity. Fast charging. The battery has a 4S7P configuration.

Volts	12.8V
Capacity	25.2Ah
Term.	T-Bar to ADS PP*+ Lotus Port
Weight	2.8kg
Size	168x128x102mm
Code	12LFP25TB



Carry case and lead included (T-Bar to Anderson plug)



Carry case, lead and charger included

12.8V 32.4Ah LiFePO4 BATTERY & CHARGER KIT

RECHARGEABLE LITHIUM BATTERY KIT TO SUIT GOLF BUGGY

Drypower 12LFP32 is an all-in-one 12.8V 32.4Ah Lithium Iron Phosphate (LiFePO4) rechargeable battery and charger kit for use with Golf buggies. The package features a Lithium battery, 380mm M8 ring terminal to Anderson PP output lead, and 2x M8 bolts. Compact and light weight compares to SLA batteries with the same capacity. Fast charging. The battery has a 4S9P configuration.

Volts	12.8V
Capacity	32.4Ah
Term.	F18 (M8 Bolt)
Weight	3.6kg
Size	175x175x110mm
Code	12LFP32



Lead included - Ring terminals to Anderson plug



LiFePO4 Prismatic

12.8V 50AH LiFePO4 PRISMATIC CELLS

RECHARGEABLE LITHIUM IRON PHOSPHATE BATTERY

Drypower 12LFP50P is a 12.8V 50Ah Lithium Iron Phosphate (LiFePO4) rechargeable battery with M6 bolt terminals. Compact and light weight compares to SLA batteries with the same capacity. Fast charging. The battery has a 4S1P configuration. This battery is made with Prismatic LiFePO4 cells inside and should only be used and mounted in an upright position for the best service life.

Volts	12.8V
Capacity	50Ah
Term.	F8 (M6 Bolt)
Weight	5.95kg
Size	229x138x210mm
Code	12LFP50P



12.8V 200Ah LiFePO4 PRISMATIC CELLS

RECHARGEABLE LITHIUM IRON PHOSPHATE BATTERY

Drypower 12LFP200P is a 12.8V 200Ah Lithium Iron Phosphate (LiFePO4) rechargeable battery with M8 bolts terminals. Compact and light weight compares to SLA batteries with the same capacity. Fast charging. The battery has a 4S4P configuration. This battery is made with prismatic LiFePO4 cells inside and should only be used and mounted in an upright position for the best service life.

Volts	12.8V
Capacity	200Ah
Term.	F18 (M8 Bolt)
Weight	21.5kg
Size	490x170x240mm
Code	12LFP200P



12.8V 100AH LiFePO4 PRISMATIC CELLS

RECHARGEABLE LITHIUM IRON PHOSPHATE BATTERY

Drypower 12LFP100P is a 12.8V 100Ah Lithium Iron Phosphate (LiFePO4) rechargeable battery with M8 bolt terminals. Compact and light weight compares to SLA batteries with the same capacity. Fast charging. The battery has a 4S2P configuration. This battery is made with Prismatic LiFePO4 cells inside and should only be used and mounted in an upright position for the best service life. 12LFP100PS is a more compact version of 12LFP100P with the same output.

Volts	12.8V	12.8V
Capacity	100Ah	100Ah
Term.	F18 (M8 Bolt)	F18 (M8 Bolt)
Weight	11.4kg	12.5kg
Size	329x171x217mm	490x170x240mm
Code	12LFP100PS	12LFP100P



12.8V 150AH LiFePO4 PRISMATIC CELLS

RECHARGEABLE LITHIUM IRON PHOSPHATE BATTERY

Drypower 12LFP150P is a 12.8V 150Ah Lithium Iron Phosphate (LiFePO4) rechargeable battery with M8 bolt terminals. Compact and light weight compares to SLA batteries with the same capacity. Fast charging. The battery has a 4S3P configuration. This battery is made with Prismatic LiFePO4 cells inside and should only be used and mounted in an upright position for the best service life. 12LFP150PS is a more compact version of 12LFP150P with the same output.

Volts	12.8V	12.8V
Capacity	150Ah	150Ah
Term.	F18 (M8 Bolt)	F18 (M8 Bolt)
Weight	16.6kg	18.7kg
Size	406x173x212mm	520x240x220mm
Code	12LFP150PS	12LFP150P



25.6V 50AH LiFePO4 PRISMATIC CELLS

RECHARGEABLE LITHIUM IRON PHOSPHATE BATTERY

Drypower 24LFP50P is a 25.6V 50Ah Lithium Iron Phosphate (LiFePO4) rechargeable battery with M8 bolt terminals. Compact and light weight compares to SLA batteries with the same capacity. Fast charging. The battery has a 8S1P configuration. This battery is made with Prismatic LiFePO4 cells inside and should only be used and mounted in an upright position for the best service life.

Volts	25.6V
Capacity	50Ah
Term.	F18 (M8 Bolt)
Weight	11.1kg
Size	329x171x217mm
Code	24LFP50P



25.6V 100AH LiFePO4 PRISMATIC CELLS

RECHARGEABLE LITHIUM IRON PHOSPHATE BATTERY

Drypower 24LFP100P is a 25.6V 100Ah Lithium Iron Phosphate (LiFePO4) rechargeable battery with M8 bolt terminals. Compact and light weight compares to SLA batteries with the same capacity. Fast charging. The battery has a 8S2P configuration. This battery is made with Prismatic LiFePO4 cells inside and should only be used and mounted in an upright position for the best service life.

Volts	25.6V
Capacity	100Ah
Term.	F18 (M8 Bolt)
Weight	21.2kg
Size	490x170x240mm
Code	24LFP100P





Power & Lighting

Batteries Rechargeable Packs

Video Camcorder Chargers

CAMCORDER CHARGER - UNIVERSAL Ni-MH Li-Ion

Compatible with most Camcorder Batteries including many brands and models using modern Li-Ion or early NiMH and NiCd. 3.6V To 7.2V Rapid Charge to any capacity in a very fast 2 to 6 Hours! Powered with either the supplied 240Vac power pack or 12Vdc car adaptor for a versatile take-anywhere solution. Fully automatic, Plug and charge. Easy! Intelligent Microprocessor controlled with LCD function and status display. Includes adaptors so as to suit a majority of camera batteries. Also charges AA/AAA, NiCd/NiMH cells.

Code
CX1500



DDC1 Charger Cross Reference

CAMCORDER CHARGER - ADAPTOR SYSTEM

LITHIUM-ION CHARGER - REQUIRES AVP ADAPTOR

- Universal Lithium-Ion battery charger is a base unit that requires a unique adaptor to suit your camera battery
- You will require a DCC1 plus an additional adaptor AVPxxx sold separately
- Adaptors are available to suit your video camera online, see code AVP
- Please go online and search for your camera's model number to find the adaptor required for DCC1 charger

**REQUIRES ADAPTORS
SEE AVPxxx**

Search for your camera
battery on our website:

Code
DCC1



**BATTERY
ADAPTORS
SOLD SEPARATELY**

CHARGER ONLY

[Requires adaptor plate below]

Includes 240Vac Power Pack and 12Vdc car lead.

Description	Code
Charger Base Only (requires adaptor plate)	DCC1

ADAPTOR PLATES [Requires DCC1 charger]

Choose the adaptor plate to suit your battery below:

Description
Charger Base Only (requires adaptor plate)
Adaptor Plate to suit models listed below:

ADAPTORS TO SUIT ARE ONLINE...



Video Camcorder Batteries

CAMCORDER & DVC BATTERIES

MORE MODELS AVAILABLE ONLINE



CANON BP511 - REPLACEMENT BATTERY

Suit	G1, MV600, PRO1, G1, EOS10D.
Original Part No	BP511
Size	36x21x55mm
Type	Lilon
Volts	7.4V
Power	1400mAh
Code	RBV53

CX1500



CANON BP808 - REPLACEMENT BATTERY

Suit	FS, HF, iVIX, Legria, Vixia.
Type	Lilon
Volts	7.4V
Power	0.9Ah 1.78Ah 2.6Ah
Size	30x23x40mm 30x45x40mm 30x59x40mm
Original Part No	BP808D BP819 BP827
Code	RBV94 VB-BP819 VB-BP827



HITACHI SONY - REPLACEMENT BATTERY

INFO-LITHIUM 1081i Upgraded

Suit	VME, etc.
Original Part No	VM-N520, VM-NP500
Type	Lilon
Size	38x21x71mm
Volts	7.2V
Power	2000mAh
Code	RBV550

CX1500



JVC BN-VF808 - REPLACEMENT BATTERY

Suit	GR-D750, GZ-MG135, MG555.
Original Part No	BN-VF808
Size	31x34x51mm
Type	Lilon
Volts	7.2V
Power	850mAh
Code	RBV84

DCC1+AVP808



JVC BN-VF815 - REPLACEMENT BATTERY

Suit	GR-D750, GZ-MG135, MG555
Original Part No	BN-VF815
Size	31x40x51mm
Type	Lilon
Volts	7.2V
Power	1600mAh
Code	RBV85

DCC1+AVP808



PANASONIC CGA-DU14 - REPLACEMENT BATTERY

Suit	GS120, 300. VDR-M50, 70.
Original Part No	CGA-DU14
Type	Lilon
Size	36x30x41mm
Volts	7.2V
Power	1360mAh
Code	RBV22

DCC1+AVP407





SAMSUNG SB-L 8mm - REPLACEMENT BATTERY

Suit	VP-L900, VP-W90
Original Part No	SB-L160
Type	Lilon
Size	38x20x70mm
Volts	7.4V
Power	1850mAh
Code	RBV56



DCC1+AVP16



SONY NP-QM70, 71 - REPLACEMENT BATTERY

INFO-LITHIUM SQ COMPATIBLE

Suit	M Series SQ Replacement CCD-TRV418, DCR-PC, DCR-TRV, MVCCD, etc. NP-FM70, FM71, NP-QM70, QM71.
Original Part No	QM71.
Type	Lilon
Size	38x40x56mm
Volts	7.2V
Power	2800mAh
Code	RBV62



DCC1+AVP550



SAMSUNG SC-HMX VP-MX - REPLACEMENT BAT'

Suit	SC-HMX10, MX10, VP-HMX10, MX10.
Original Part No	IA-BP85ST
Type	Lilon
Size	38x13x89mm
Volts	7.4V
Power	850mAh
Code	RBV89



DCC1+AVP855



SONY NP-FS11, 12 - REPLACEMENT BATTERY

INFO-LITHIUM COMPATIBLE

Suit	S Series Replacement Cybershot 505V, RUVI, CCD-CR1, DCR- PC1, PC5, TRV1VE, DSC-F55K. NP-F10, NP-FS10, FS11
Original Part No	
Type	Lilon
Size	30x16x50mm
Volts	3.6V
Power	1100mAh
Code	RBV68



CX1500



SONY NP-FV50 - REPLACEMENT BATTERY

Suit	DCR, DCR-DVD, HDR, NEX.
Original Part No	NP-FV50
Size	32x18x45mm
Type	Lilon
Volts	6.8V
Power	980mAh
Code	VB-NP-FV50



SONY NPF750 - REPLACEMENT BATTERY

Suit	CCD-TR, DCR-TRV, DSR + More.
Original Part No	NPF750
Type	Lilon
Size	38x39x71mm
Volts	7.4V
Power	4Ah
Code	VBF750



SONY NP-FP50 - REPLACEMENT BATTERY

INFO-LITHIUM COMPATIBLE

Suit	P Series Replacement DCR- DVD203, 403, DCR-HC Series.
Original Part No	NP-FP50
Type	Lilon
Size	32x19x46mm
Volts	7.2V
Power	680mAh
Code	RBV27



DCC1+AVP55



SONY NP-F550, 570 - REPLACEMENT BATTERY

INFO-LITHIUM 1081i Upgraded

Suit	L Series Replacement, CCD- TR, DCR-TRV, MVC-FD, DSRPD170P, HDRFX1, etc. NP-F330, F530, NP-F550, F570.
Original Part No	
Type	Lilon
Size	38x21x71mm
Volts	7.2V
Power	2000mAh
Code	RBV550



DCC1+AVP550



SONY NP-FP70 - REPLACEMENT BATTERY

INFO-LITHIUM COMPATIBLE

Suit	P Series Replacement DCR- DVD203, 403, DCR-HC Series.
Original Part No	NP-FP50, NP-FP70
Type	Lilon
Size	32x33x46mm
Volts	7.2V
Power	1360mAh
Code	RBV28



DCC1+AVP55



SONY NP-FH50 - REPLACEMENT BATTERY

REPLACES ACTIFORCE

Suit	DCR-DVD103, 910E, DCR-HC16, DCR-HC96, DCR-SR30, DCR-SR300, HDR-CX6, HC3, SR11, UX7 NP-FH50 Actiforce
Original Part No	
Type	Lilon
Size	32x19x45mm
Volts	6.8V
Power	900mAh
Code	RBV91



DCC1+AVP55

SONY NP-QM51 & NP-FM50 - REPLACEMENT BAT'

INFO-LITHIUM SQ COMPATIBLE

Suit	M Series SQ Replacement CCD-TRV418, DCR-DVD100, DCR-TRV, DSCF, DSCS, etc. NP-FM50, FM51, NP-QM50, QM51.
Original Part No	QM51.
Type	Lilon
Size	38x20x56mm
Volts	7.2V
Power	1100mAh
Code	RBV61



DCC1+AVP550



SONY NP-FH70 - REPLACEMENT BATTERY

REPLACES ACTIFORCE

Suit	DCR-DVD103, 910E, DCR-HC16, DCR-HC96, DCR-SR30, DCR-SR300, HDR-CX6, HC3, SR11, UX7 NP-FH70 Actiforce
Original Part No	
Type	Lilon
Size	32x34x45mm
Volts	6.8V
Power	1800mAh
Code	RBV92



DCC+AVP55



Power & Lighting

CORDLESS PHONE BATTERIES

Many More Available, search online...


PLUG "T" TYPE:

These batteries are indicated as "Tagged" (Wires) or "Terminals".



PLUGS

PLUG A



PLUG B



PLUG C



PLUG D



PLUG H



PLUG I



PLUG J



PLUG K



PLUG L



PLUG N



PLUG Q



AKAI AUDIOLINE RBP33

Volts 3.6V
Type NiCd
Plug H
Size 15x32x43mm
Code RBP33



AUDIOLINE RBP53

Volts 3.6V
Type NiMH
Plug B
Size 15x29x44mm
Code RBP53



AUDIOLINE UNIDEN RBP45

Volts 3.6V
Type NiMH
Plug J
Size 11x45x32mm
Code RBP45



AUDIOLINE

Volts 3.6V
Type NiMH
Plug C
Size 11x45x32mm
Code RBP69



BANG & OLUFSEN RBP95

Volts 2.4V
Type NiMH
Size 45x21x11mm
Code RBP95



BROTHER RBP105

Volts 3.6V
Type NiMH
Plug K
Size 32x10.5x45mm
Code RBP105



BEOCOM RBP86

Volts 3.6V
Type NiMH
Power 720mAh
Size 10x32x45mm
Plug CE022
Code RBP86



DSE AUDIOLINE RBP61

Volts 2.4V
Type NiMH
Plug L
Size 11x44x21mm
Code RBP61



DORO RBP75

Volts 2.4V
Type NiMH
Plug K
Size 11x30x21mm
Code RBP75



DORO RBP76

Volts 3.6V
Type NiMH
Plug Q
Size 11x30x33mm
Code RBP76



KIRK

Volts 3.6V
Type NiMH
Plug N
Size 11x44x32mm
Code RBP65



EAGLE RBP43

Volts 3.6V
Type NiMH
Plug K
Size 30x23x10mm
Code RBP43



ERICSSON RBP91

Volts 3.7V
Power 1150mAh
Type Lilon
Plug L
Code RBP91



LG RBP77

Volts 3.6V
Type NiMH
Size 11x45x32mm
Code RBP77



OMNI RBP47

Volts 3.6V
Type NiMH
Plug B
Size 11x45x32mm
Code RBP47



PANASONIC RBP44

Volts 3.6V
Type NiMH
Plug A
Size 15x50x43mm
Code RBP44



PANASONIC RBP30

Volts 3.6V
Type NiCd
Plug T
Size 15x52mm
Code RBP30



PANASONIC TELSTRA RBP39

Volts 3.6V
Type NiCd
Plug I
Size 15x32x43mm
Code RBP39






PANASONIC RBP57

Volts 2.4V
Type NiCd
Plug A
Size 15x30x30mm
Code RBP57



PANASONIC NiCD RBP06

Volts 4.8V
Type NiCd
Plug B
Size 15x32x57mm
Code RBP06



TELSTRA ORICOM

Volts 2.4V
Type NiMH
Plug C
Size 17x8.5x53mm
Code RBP103




PANASONIC SONY

Volts 3.6V
Type NiCd
Plug A
Size 15x50x43mm
Code RBP59



PANASONIC UNIDEN

Volts 3.6V
Type NiCd
Plug A
Size 15x30x43mm
Code RB63



TELSTRA RBP50

Volts 3.6V
Type NiCd
Plug D
Size 15x30x43mm
Code RBP50



PANASONIC RBP60

Volts 2.4V
Type NiMH
Plug L
Size 15x50x29mm
Code RBP60



TELSTRA SANYO RBP10

Volts 3.6V
Type NiCd
Plug B
Size 15x32x43mm
Code RBP10



TELSTRA RBP36

Volts 3.6V
Type NiCd
Plug B
Size 15x50x60mm
Code RBP36



PANASONIC & UNIDEN

Volts 3.6V
Type NiCd
Plug A
Size 11x45x32mm
Code RBP66



PANASONIC RBP16

Volts 3.6V
Type NiCd
Plug T
Size 15x54mm
Code RBP16



UNIDEN DSE

Type NiMH
Volts 3.6V
Size 15x30x43mm
Plug A
Code RBP81



PANASONIC KX-TG

Volts 3.6V
Type NiMH
Plug T
Code RBP78



TELSTRA RBP63

Volts 3.6V
Type NiCd
Plug T (Not Supplied.)
Size 15x49x42mm
Code RBP63



UNIDEN DSS

Volts 3.6V
Type NiMH
Plug A
Size 11x50x32mm
Code RBP73



PANASONIC & UNIDEN

Volts 2.4V
Type NiCd
Plug A
Size 15x50x29mm
Code RBP72



TELSTRA RBP104

Volts 3.7V
Type Replacement Battery
Plug L
Size 30x49x4.5mm
Code RBP104



UNIDEN RBP28

Volts 4.8V
Type NiMH
Plug T
Size 26x30mm
Code RBP28



PANASONIC KX-TG

Volts 2.4V
Type NiMH
Plug T
Code RBP79



TELSTRA CLS RBP112

Volts 2.4V
Type NiMH
Plug H
Size 11x21x45mm
Code RBP112



UNIDEN BT652

Volts 2.4V
Type NiMH
Plug A
Size 11x45x21mm
Code RBP97



PANASONIC KX-TG BB-GT

Volts 3.6V
Type NiMH
Plug T
Size 32x12x50mm
Code RBP98



TELSTRA UNIDEN V-TECH RBP96

Volts 2.4V
Type NiMH
Plug C
Size 45x21x11mm
Code RBP96





Power & Lighting

Digital Still Camera Batteries

DIGITAL STILL CAMERA BATTERY

Note: Some cameras use batteries from the

VIDEO CAMERA BATTERIES RANGE

Also, some share with different brands...

Search online @
www.wes.com.au



REPLACEMENT BATTERY CANON NB-4L

IXUS 30, 40, 50, Powershot SD200, 300.

Original NB-4L

Suit
Part No
Volts 3.7V
Power 700mAh
Type Lilon
Size 35x6x40mm
Code RBC38



REPLACEMENT BATTERY CASIO NP-20

Suit EX-M1, M2, EX-S1, S2, S3, EX-Z3, Z4,...
Original NP-20
Volts 3.7V
Power 630mAh
Type Lilon
Size 33x4x51mm
Code RBC44



REPLACEMENT BATTERY CANON BP511

EOS D10, D30, D60, Powershot G1, G2, G3, Powershot P90, PRO90IS

Original BP508, 511,
Part No 512
Volts 7.4V
Power 1400mAh
Type Lilon
Size 36x21x55mm
Code RBV53



REPLACEMENT BATTERY CANON NB-5L

IXUS 800IS, 850IS, 920IS, IXY Digital 1000, 2000IS, Powershot SD700IS, SD900IS AVP46

Original NB-5L
Part No
Volts 3.7V
Power 1120mAh
Type Lilon
Size 32x8x45mm
Code RBC67



REPLACEMENT BATTERY CASIO NP-40

Suit EX-P600, EX-Z30, Z40
Original NP-40DBA
Volts 3.7V
Power 1230mAh
Type Lilon
Size 38x38x9mm
Code RBC57



REPLACEMENT BATTERY CANON NB-2L

Suit Elura, EOS, iVix,
Legria, Optura,
Powershot, Vixia,...
Type Lilon
Volts 7.4V
Size 33x16x45mm
Power 750mAh
Original NB-2LH
Part No
Code RBC110



REPLACEMENT BATTERY CANON NB-6L

IXY Digital 25IS 85IS, IXUS 85IS SD770IS

Original NB-6L
Part No
Volts 3.7V
Power 1000mAh
Type Lilon
Size 42x34x7mm
Code RBC81



REPLACEMENT BATTERY CANON IXUS

Original NB-11LH
Part No
Power 600mAh
Size 35x41x5.2mm
Suit IXUS, PowerShot
Type Lilon
Volts 3.6V
Code RBC134



REPLACEMENT BATTERY CANON LP-E6

Original LP-E6
Part No
Suit EOS 5D, 7D, 60D
Type Lilon
Volts 7.4V
Power 1.8Ah
Size 38x21x57mm
Code RBC118



REPLACEMENT BATTERY CANON NB8L

Original NB-8L
Part No
Suit Powershot A2200,
A3000, A3100
Type Lilon
Volts 3.7V
Power 740mAh
Size 36x6x41mm
Code RBC108



REPLACEMENT BAT' FUJIFILM NP-50

Suit Finepix F50FD,
Finepix F100FD
Original NP-50
Volts 3.7V
Power 1000mAh
Type Lilon
Size 35x7x40mm
Code RBC90



REPLACEMENT BATTERY CANON LP-E8

Original LP-E8
Part No
Suit EOS-550D, 600, Kiss
X4, Rebel T2i
Type Lilon
Volts 7.4V
Power 1.2Ah
Size 37x15x55mm
Code RBC99



REPLACEMENT BATTERY CANON NB-10L

Original NB10L
Part No
Suit Powershot
SX40 HS
Type Lilon
Volts 7.4V
Power 800mAh
Size 32x15x46mm
Code RBC131



REPLACEMENT BAT' FUJIFILM NP-120

Suit Finepix 603
Original NP-120
Part No
Volts 3.7V
Power 1800mAh
Type Lilon
Size 35x11x53mm
Code RBC43



REPLACEMENT BATTERY CANON LP-E10

Original LP-E10
Part No
Suit EOS 1100D, Kiss
X50, Rebel T3.
Type Lilon
Volts 7.4V
Power 950mAh
Size 36x15x50mm
Code RBC126



CASIO Li-40B, FUJIFILM NP-45, KODAK

Suit Coolpix S200, S210
S500 S510 S520,
S60 S600 S700, etc.
Original LI-40B
Part No
Volts 3.7V
Power 660mAh
Size 31x6x39mm
Type Lilon
Code RBC66

AVP140



REPLACEMENT BAT' KODAK KLIC-7001

Original KLIC-7001
Part No
Suit Easyshare M, V
Type Lilon
Volts 3.7V
Power 720mAh
Size 35x6x40mm
Code RBC64





REPLACEMENT BATTERY NIKON EN-EL3E

Original Part No	EN-EL3e
Suit	D50, D70, D100, D300s, DSLR-D700
Type	Lilon
Volts	7.4V
Power	1.26Ah
Size	40x21x56mm
Code	RBC63



REPLACEMENT BATTERY NIKON EN-EL14

Original Part No	EN-EL14
Suit	P7000, DSLR D3100
Type	Lilon
Volts	7.4V
Power	900mAh
Size	38x14x53mm
Code	RBC109



PANASONIC OLYMPUS PENTAX Li50B

Suit	Olympus, Pentax, Panasonic, Ricoh Li-50B, Panasonic VW-VBX090GK, VW-VBX090-W, VW-VBX090
Original Part No	
Type	Lilon
Volts	3.7V
Power	925mAh
Size	37.9x6.6x39.7mm
Code	RBC116



REPLACEMENT BATTERY NIKON EN-EL5

Suit	Coolpix 3700, 4200, 5200.
Original Part No	EN-EL5
Volts	3.7V
Power	1000mAh
Type	Lilon
Size	35x7x53mm
Code	RBC23



REPLACEMENT BATTERY NIKON EN-EL19

Original Part No	EN-EL19
Suit	Coolpix S2500, S3100, S4100
Type	Lilon
Volts	3.7V
Power	700mAh
Size	31x6x40mm
Code	RBC123



REPLACEMENT PANASONIC CGA-S007

Suit	DMC-FZ1, 7, 10, DMC-TZ1, 2, 3, 4, 5.
Original Part No	CGA-S007, DMW-BCD10
Volts	3.7V
Power	1000mAh
Type	Lilon
Size	30x12x37mm
Code	RBC60



REPLACEMENT BATTERY NIKON EN-EL9

Original Part No	EN-EL9
Suit	D40, D60, D3000, D6000
Type	Lilon
Volts	7.4V
Power	1.1Ah
Size	36x14x56mm
Code	RBC114



REPLACEMENT BAT' OLYMPUS Li-12B

Suit	Camedia Series, MJU Series, Stylus 300, 400 Li-10B, 12B
Original Part No	
Volts	3.7V
Power	1100mAh
Type	Lilon
Size	32x10x46mm
Code	RBC14




REPLACEMENT PENTAX D-Li8

Suit	Optio S Series, Optio X Series D-Li8
Original Part No	
Volts	3.7V
Power	710mAh
Type	Lilon
Size	36x6x40mm
Code	RBC47



REPLACEMENT BATTERY NIKON EN-EL11

Original Part No	EN-EL11, DB-80, Li-60B, DB-80, D-Li78
Suit	Nikon, Olympus, Pentax, Ricoh, Sanyo.
Type	Lilon
Volts	3.7V
Power	680mAh
Size	27x7.3x38mm
Code	RBC115



REPLACEMENT BAT' OLYMPUS Li-70B

Original Part No	Li-70B
Suit	FE-4020, VG-110, X-940
Type	Lilon
Volts	3.7V
Power	600mAh
Size	32x5x40mm
Code	RBC122



OLYMPUS Li-40B, PENTAX D-Li63

Suit	Optio L36, L40 M30 T30 V10 W30
Original Part No	D-Li63
Volts	3.7V
Power	660mAh
Type	Lilon
Size	31x6x39mm
Code	RBC66



REPLACEMENT BATTERY NIKON COOLPIX

Original Part No	DCB-ENEL23
Suit	EN-EL23
Type	Lilon
Volts	3.8V
Power	1700mAh
Size	34.7x10x47mm
Code	RBC138



REPLACEMENT PANASONIC CGA-S005

Suit	DMC-FX8, DMC-LX1, LX9
Original Part No	CGA-S005, DMW-BCC12
Volts	3.7V
Power	1150mAh
Type	Lilon
Size	36x10x40mm
Code	RBC59



REPLACEMENT PENTAX D-Li68

Suit	Optio, A36 A40 S10 S12
Original Part No	D-Li68
Volts	3.7V
Power	1000mAh
Type	Lilon
Size	35x7x40mm
Code	RBC90



REPLACEMENT BATTERY NIKON EN-EL12

Suit	Coolpix S610, S610C, S710
Original Part No	EN-EL12
Volts	3.7V
Power	1050mAh
Type	Lilon
Size	32x8x44mm
Code	RBC77



REPLACEMENT PANASONIC CGR-S006

Suit	DMC-FZ7, FZ8, DMC-FZ18, 30, 50
Original Part No	CGA-S006, DMW-BMA7
Volts	7.2V
Power	710mAh
Type	Lilon
Size	36x19x44mm
Code	RBC61



REPLACEMENT BAT' SAMSUNG SLB-1037

Suit	V600, V700, Digimax U-CA Series
Original Part No	SLB1037
Volts	3.7V
Power	1100mAh
Type	Lilon
Size	35x7x53mm
Code	RBC49





Power & Lighting

REPLACEMENT BATTERY PANASONIC DMC

Power 750mAh
Size 37x42x14.3mm
Type Lilon
Volts 7.4V
Code RBC143



REPLACEMENT BAT' SAMSUNG SLB-10A

Original Part No SLB-10A
Suit ES50, HMX-U10, HZ10W, IT100, L100, M100, NV9...
Type Lilon
Power 1Ah
Size 32x7.3x44mm
Code RBC120



REPLACEMENT BATTERY SONY NP-BD1

Original NP-BD1, NP-FD1
Part No AVP113
Suit DSC-G3, T2, TX1, etc.
Type Lilon
Volts 3.6V
Power 750mAh
Size 37x5.5x46mm
Code RBC80



REPLACEMENT PANASONIC DWM-BCG10

Original DMW-BCG10
Part No
Suit DMC-TZ, ZR, ZS, ZX.
Type Lilon
Volts 3.6V
Power 895mAh
Size 30x9.5x42mm
Code RBC94



REPLACEMENT BATTERY SONY NP-BN1

Original NP-BN1
Part No
Suit DSC-T, TX, W, WX.
Type Lilon
Volts 3.6V
Power 630mAh
Size 36x5x41mm
Code RBC105



REPLACEMENT SONY NP-F330, 550

Suit DSC-D700, D770, MVC-CD200, MVC-FR, FRD
Original Part No NPF330, 550
AVP550
Type Lilon
Volts 7.2V
Power 2000mAh
Size 38x21x71mm
Code RBV550



REPLACEMENT PANASONIC DMW-BCK7

Original ACD-341, DMW-BCK7, NCA-YN101,...
Part No
Suit DMC-FH, FP, FS, FX, S1, SZ...
Type Lilon
Volts 3.7V
Power 700mAh
Size 36x5.4x41mm
Code RBC127



REPLACEMENT BATTERY SONY NP-BG1

Suit Cybershot DSC-W100, DSC-N1, DSC-T20, DSC-H3
AVP181
Type Lilon
Volts 3.6V
Power 950mAh
Code RBC92



REPLACEMENT BATTERY SONY NP-FM30

Suit DSC-F707, F717, P120, DSC-S30, S50, S70, S75, S85, MVC-CD250, CD300, CD400, CD500.NP-FM30, FM50, QM50, QM51
AVP550
Type Lilon
Volts 7.2V
Power 1100mAh
Size 38x20x56mm
Code RBV61



REPLACEMENT PANASONIC DMW-BCE10

Original CGA-S008, DMW-BCE10, VW-VBJ10
Part No
Suit DMC-FS, FX, HM-TA1, SDR-S...
Type Lilon
Volts 3.7V
Power 1Ah
Size 37x7.4x40mm
Code RBC113



REPLACEMENT BATTERY SONY NP-BK1

Original NP-BK1, NP-FK1
Part No
Suit Bloggie, Webbie, DSC-S750, W180, etc.
Type Lilon
Volts 3.6V
Power 750mAh
Size 34x7x40mm
Code RBC103



REPLACEMENT BATTERY SONY NP-FW50

Original NP-FW50
Part No AVP655
Suit DSLR-A33, A55, NEX-3, 5, 7, C3, SLT-A33, 35, 55.
Type Lilon
Volts 7.2V
Power 860mAh
Size 32x18.5x45mm
Code RBC106



PENTAX PANASONIC VW-VBX070

Original VW-VBX070, D-Li88
Part No
Suit Optio, DMX, VPC,...
Type Lilon
Volts 3.7V
Power 700mAh
Size 31x6x40mm
Code RBC95



REPLACEMENT BATTERY SONY NP-BX1

Original NP-BX1
Part No AVP887
Suit DSC-HX, RX, WX, HD-MV1, HDR-AS, GW
Type Lilon
Volts 3.6V
Power 1.08Ah
Size 30x8.7x43mm
Code RBC140



REPLACEMENT BAT' SONY NP-FM500H

Infolithium M Series DSLR-A100, A200, A300, DSLR-A700, A900 Series.

AVP550
Type Lilon
Volts 7.2V
Power 1620mAh
Size 38x21x56mm
Code RBC85



REPLACEMENT BAT' SAMSUNG BP70

Original BP70A
Part No
Suit AQ100, ES, PL, SL, ST, TL, WP,...
Type Lilon
Volts 3.7V
Power 700mAh
Size 31x6x40mm
Code RBC130



REPLACEMENT BATTERY SONY NP-FR1

Suit DSC-F88, DSC-P100, P120, P150
Original Part No NP-FR1
AVP113
Type Lilon
Volts 3.6V
Power 1220mAh
Size 36x8x46mm
Code RBC55



DIGITAL STILL CAMERA BATTERIES

Continued...



Note: Some cameras use batteries from the VIDEO CAMERA BATTERIES RANGE Also, some share with different brands... Search online @ www.wes.com.au



□ iPod® & iPhone® Batteries

REPLACEMENT BATTERY IPOD® 1ST & 2ND GEN

iPod® UP325385A4H M8541 Lilon Polymer

OEM	UP325385A4H, UP325385A5H
Type	Replacement Battery
Size	85x55x3mm
Volts	3.7V
Power	2200mAh
Code	RBM01



REPLACEMENT BATTERY IPOD® MINI

iPod-Mini® EC0003 EL003

OEM	EC003, EC007-5
Type	Replacement Battery
Size	32x5x42mm
Volts	3.7V
Power	560mAh
Code	RBM02



REPLACEMENT BATTERY IPOD® 4TH GEN

OEM	616-0183, 616-0198, 616-0215
Type	Replacement Battery
Size	4x37x50mm
Volts	3.7V
Power	750mAh
Code	RBM42



REPLACEMENT BATTERY IPOD® 5TH & 6TH GEN

OEM	616-0029, 616-0230, EC008, EC008-2
Type	Replacement Battery
Size	20x6x45mm
Volts	3.7V
Power	550mAh
Code	RBM21



REPLACEMENT BATTERY IPOD® 5TH & 6TH GEN [60G+]

OEM	616-0232, E179009
Type	Replacement Battery
Size	20x9x45mm
Volts	3.7V
Power	700mAh
Code	RBM22



REPLACEMENT BATTERY IPOD® SHUFFLE 2ND GEN

Lithium Ion Polymer 24x3x24mm to wire

OEM	616-0278
Type	Replacement Battery
Size	24x3x24mm
Volts	3.7V
Power	100mAh
Code	RBM26



□ Gaming Batteries

REPLACEMENT BATTERY NINTENDO DS-LITE

OEM	USG-003
Volts	3.7V
Power	850mAh
Size	7x33x49mm
Code	RBG09



REPLACEMENT BATTERY PSP SLIM/LITE

SONY REPLACEMENT
Lithium Ion Battery Sony
PSP-Slim & Lite

Volts	3.7V
Power	1200mAh
Code	RBG08



REPLACEMENT BATTERY PS3 CONTROLLER

SONY BATTERY
Lithium Ion Battery
Sony PlayStation III

Volts	3.6V
Power	1200mAh
Code	PS3BAT

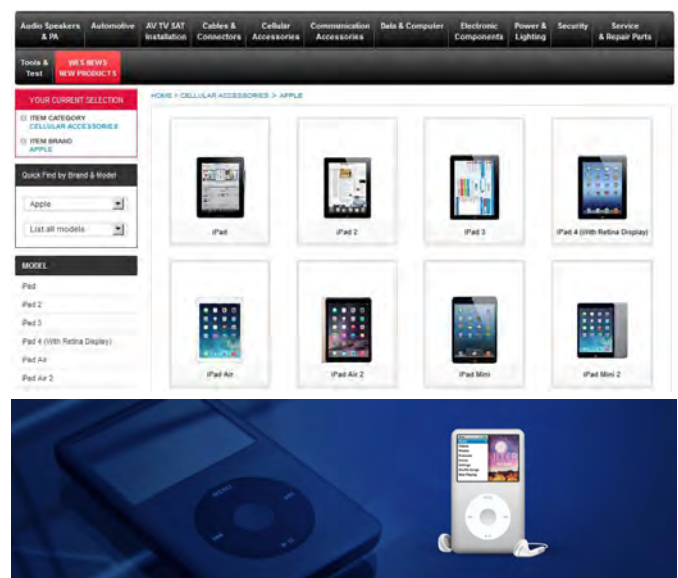


REPLACEMENT BATTERY SONY DUAL-SHOCK 4

OEM	LIP1522
Power	1.3Ah
Size	34x53x8mm
Volts	3.7V
Code	RBG21



MOBILE PHONE & TABLET BATTERIES - SEE OUR WEBSITE...





Power & Lighting

MP3 & Media Players

REPLACEMENT BATTERY LOGITECH®

OEM	MM50
Type	Lilon
Size	18x66mm
Volts	3.7V
Power	2150mAh
Code	RBM41



REPLACEMENT BATTERY MICROSOFT® ZUNE®

Original Part No	G71C0006Z110
Suit	1089, 1090, 1091, JS8
Type	Replacement Battery
Volts	3.7V
Power	700mAh
Size	20x9x45mm
Code	RBM22



REPLACEMENT BATTERY TIVOLI® PAL & IPAL®

OEM	MA-1, MA-2
Type	NiMH
Size	29x49x43mm
Volts	7.2V
Power	1600mAh
Code	RBM39



REPLACEMENT BATTERY DAB DIGITAL RADIO

Evoke-1, Evoke D2, Evoke H3, Pure ONE Mini, ONE Mini II, D240, ONE Mini Union Jack, VL-61114

OEM	101A0 ChargePAK
Power	4.2Ah
Size	75x40x25mm
Volts	4.2Ah
Code	RBM73



Emergency Light Batteries

EMERGENCY LIGHTING BATTERY - STANILITE MILLENNIUM EXIT

Stanilite Millennium Quickfit MQF110M, Stanilite Economy Ceiling Mount (Wedge)

OEM	ELB-03-01204P
Chemistry	NiCd
Voltage	3.6V
Capacity	1600mAh
Size	3xSC
Dimensions	131x23mmØ
Code	ELB111



EMERGENCY LIGHTING BATTERY - CLEVERTRONICS EXIT

OEM	ELB-BAT4SCCL
Suits	Clevertronics Cleverfit ECFLED
Chemistry	NiCd
Voltage	4.8V
Capacity	1600mAh
Size	4xSC
Code	ELB119



Automation and Control Batteries

AUTOMATION & CONTROL BATTERY - OZROLL SHUTTER

OEM	ARB-15910185
Suits	Ozroll ODS Control 10, Smartdrive Smart Control 10
Chemistry	NiMH
Voltage	14.4V
Capacity	1600mAh
Size	150x60x15mm
Code	RB10185



AUTOMATION & CONTROL BATTERY - LOGITECH HARMONY

OEM	ARB-R-IG7
Suits	Logitech Harmony 720, 785, H880, H880 Pro, H890, H890 Pro, Harmony One Universal Remotes
Chemistry	Lilon
Voltage	3.7V
Capacity	950mAh
Size	34x54x7mm
Code	SAC003



AUTOMATION & CONTROL BATTERY - DOOR ACCESS

OEM	ARB-28110
Suits	Saflok Electronic Hotel Door Lock Access
Chemistry	Alkaline
Voltage	6V
Capacity	-
Size	15x52x56mm
Code	SAC011



AUTOMATION & CONTROL BATTERY - OZROLL SHUTTER

OEM	ARB-15920230
Suits	Ozroll E-Port Controller 15.500.001
Chemistry	Lilon
Voltage	14.8V
Capacity	2200mAh
Size	65x65x17mm
Code	SAC005



PLC Robotics CNC Machine Batteries

PLC ROBOTICS REPLACEMENT BATTERY - FANUC ALPHA

OEM	LC-BR2/3AGCT4A
Suits	GE Fanuc Automation 18-T controller, alpha i servo, A06B-6114
Chemistry	Lithium Poly-carbon monofluoride
Voltage	6.0V
Capacity	2400mAh
Size	34x34x34mm
Code	PLB004



PLC ROBOTICS REPLACEMENT BATTERY - D3.6-1023

OEM	PLC-D-3.6-1023
Suits	-
Chemistry	Li-SOCI2
Voltage	3.6V
Capacity	20Ah
Size	61x34mmØ
Code	PLB005





Vacuum Cordless Batteries

DYSON BATTERY REPLACEMENT DC35

COMPATIBLE WITH PRE JUNE 2013 MODELS

Brand.	Dyson
Suit	DC31, 34, 35, 44, 45.
Type	Lilon
Volts	22.2V
Power	2.0Ah
Size	76x67x120mm
Code	RBT161



DYSON BATTERY REPLACEMENT V7

Brand.	Dyson
Suit	SV11, V7, Motorhead, Pro, Total Clean, Trigger
Type	Lilon
Volts	21.6V
Power	3.0Ah
Size	122x81x131mm
Code	RBT163



DYSON BATTERY REPLACEMENT DC57

COMPATIBLE WITH AFTER JUNE 2013

Brand.	Dyson
Type	Lilon
Volts	22.2V
Power	2.0Ah
Watt	44.4Wh
Size	76x88x120mm
Code	RBT166



DYSON BATTERY REPLACEMENT V8

Brand.	Dyson
Suit	SV10, V8, Absolute, Cord-Free, Animal, Exclusive, Fluffy
Type	Lilon
Volts	21.6V
Power	4.0Ah
Size	81x120x146mm
Code	RBT165



DYSON BATTERY REPLACEMENT DC59

Brand.	Dyson
Type	Lilon
Volts	21.6V
Power	2.0Ah
Watt	54Wh
Size	76x92x128mm
Code	RBT167



SAMSUNG VACUUM REPLACEMENT BATTERY

Brand.	Samsung
Original	VCA-RBT20
Part No	
Size	48x45x135mm
Type	NiMH
Volts	14.4V
Power	3.0Ah
Code	RBT162



DYSON BATTERY REPLACEMENT MOTORHEAD

Brand.	Dyson
Suit	DC16 Motorhead
Type	Lilon
Volts	21.6V
Power	2.0Ah
Size	74x30x140mm
Code	RBT157



iROBOT ROOMBA 14.4V - REPLACEMENT BATTERY

Original	80501,
Part No	80601, SP530
Type	NiMH
Volts	14.4V
Power	3.3Ah
Code	RBT156



VACUUM CORDLESS AND ROBOTIC



THIS RANGE WILL CONTINUE TO EXPAND
Please Visit www.wes.net.au
If not listed, please enquire and we can order it in with short delay.

HOOVER BATTERY REPLACEMENT HH5011WD

Original	BCHV-HH5011WD
part #	
Chemistry	NiCd
Voltage	9.6V
Capacity	1300mAh
Size	45x43x90mm
Code	RBT169



Test Equipment Batteries

TEST EQUIPMENT REPLACEMENT BATTERIES

NON-ORIGINAL REPLACEMENT CELLS

More are available.
See our website.

Even more available
as special order.
Please contact us
with details.





Power & Lighting

GPS Batteries

DELL® GLOBALSAT

BT-309, BT-300, BT-308

OEM 61318
Type Lilon
Power 3.7V 1000mAh
Code RBH126



GARMIN® NUVI® 200

Nuvi 200, Nuvi 205, Nuvi 250,
Nuvi 252w, Nuvi 255, Nuvi 260,
Nuvi 270, Nuvi 760

OEM 361-00019-11,
361-00019-12
Type Replacement
Battery
Power 1250mAh
Code BAT5742



GARMIN® NUVI® 600

Nuvi 600, Nuvi 610, Nuvi 650,
Nuvi 660, Nuvi 670, Nuvi 680

OEM 361-00019-02,
D25292-0000
Type Replacement
Battery
Power 3.7V 1500mAh
Code BAT5745



GARMIN NUVI

Garmin Nuvi 2405 2405LT 2447 2447LMT 2447LT
2455LMT 2455LT 2457 2457LMT 2475LT 2495LMT
2505 2505LT 2547 2547LMT 2555LMT 2555LT
2595LMT 2597 2597LMT 3400 3450 3450M
3490LMT 3550LM 3750

OEM 361-00051-01
Size 35x55x5.8mm
Volts 3.7V
Power 1.2Ah
Code RBH161



GARMIN NUVI

OEM 361-00066-00
Power 1.5Ah
Size 42x64x5.1mm
Suits Nuvi 2757LM, 2797LMT
Volts 3.7V
Code RBH167



GARMIN NUVI

Garmin Edge 800 Bike Computer 2300 2300LM
2340LT 2350LMT 2350LT 2360 2360LM 2360LMT
2360LT 2370 2370LT

OEM 361-00035-00
Power 1.0Ah
Size 34x52x5.4mm
Volts 3.7V
Code RBH171



MITAC® NAVMAN®

Original T300-3 BP-N229-11
Part No
Suit Mio Moov MY30 My50 S100
Type Lilon
Volts 3.7V
Power 750mAh
Size 37x5.5x50mm
Code RBH136



NAVMAN® S

S150, S30, S35, S45, S50,
S70, S80, S90, S90i

OEM BP-LP850/11-A1L,
T300-3
Type Replacement Battery
Power 3.7V 1250mAh
Code BAT5721

DISCONTINUED



TOMTOM® ONE V11

ONE XL

OEM F724035958
Type Replacement
Battery
Power 3.7V 800mAh
Code BAT5738



TOMTOM® GO

Rider, 300, 400, 500, 510,
600, 710, 910, etc.

OEM ICR18650-24, VF5
Type Replacement Battery
Power 3.7V 2300mAh
Code BAT5739



TOMTOM® GO

520, 530, 630, 720, 730, 740, 930, 940

OEM 1697461,
AHL03714000, VF8
Type Replacement Battery
Power 3.7V 1300mAh
Code BAT5735



TOMTOM® START 60

Replacement battery for
TomTom AHA11111003
and VFA.
3.7V 1.02Ah

OEM AHA11111003
Power 1.02Ah
Volts 3.7V
Size 43x36x6.7mm
Code RBH170



Many More Batteries Available

More Available - Please Enquire...

Too many models to list here!
See our website for many more batteries
or send us an email with your request
and we can source any battery for you...

Some cameras use batteries from the
VIDEO CAMERA BATTERIES
Also, some share with different brands
or are not listed here due to space
so please contact us and we can help



AUTOMATION & CONTROL REPLACEMENT BATTERIES

NON-ORIGINAL REPLACEMENT CELLS

More are available.
See our website.

Even more available
as special order.
Please contact us
with details.



TABLET BATTERY REPLACEMENT - SAMSUNG

Suits Samsung Galaxy Tab Active 8.0 SM-T360,
SM-T360NNGAXAR, SM-T360UD, SM-T365,
SM-T365F0, SM-T365Y.

Original EB-BT365BBE,
Part No EB-BT365BBU
Volts 3.8V
Power 4050mAh
Size 80x5x104mm
Code RBL698





Laptop Batteries

LAPTOP REPLACEMENT BATTERIES

High Quality Replacement Batteries
Suits Laptops and notebooks, etc.

All batteries are equivalent or better than original spec.

If you can not locate your battery
Please contact us and we may find it.



LAPTOP BATTERY REPLACEMENT - HP COMPAQ

Type	Lilon
Volts	14.8V
Power	2.6Ah
Size	38x22x274mm
Code	RBL687



See website for details

LAPTOP BATTERY REPLACEMENT - ACER

Aspire, TravelMate, Gateway, Packard Bell Easy Note.

OEM	LCB514
Volts	11.1V
Power	4400mAh
Size	53x20x271mm
Code	RBL514



LAPTOP BATTERY REPLACEMENT - HP

Type	Lilon
Volts	14.8V
Power	2.6Ah
Size	35x21x374mm
Code	RBL711



See website for details

LAPTOP BATTERY REPLACEMENT - ASUS

Type	Lilon
Volts	11.1V
Power	4.6Ah
Size	50x23x270mm
Code	RBL634



See website for details

LAPTOP BATTERY REPLACEMENT - HP ELITEBOOK

Type	Lilon
Volts	10.8V
Power	5.2Ah
Size	48x20x205mm
Code	RBL569



See website for details

LAPTOP BATTERY REPLACEMENT - ASUS

A450, F552, K550, P450,
R409, X450, X550 Series.

Original	Asus 0B110-00230400,
Part No	A41-X550, A41-X550A
Volts	14.8V
Power	2600mAh
Size	272x20x35mm
Code	RBL736



LAPTOP BATTERY REPLACEMENT - HP

Suits HP Notebook 15-BS series, 17-BS etc

Original	HP 919700-850, 919701-850,
Part No	HSTNN-DB8E, HSTNN-LB7V, HSTNN-LB7W, HSTNN-PB6Y, JC03, JC04
Volts	14.8V
Power	2400mAh
Size	274x35x21mm
Code	RBL767



LAPTOP BATTERY REPLACEMENT - LENOVO

10.8V 5200mAh replacement battery to suit Lenovo ThinkPad E40, E50, Edge 14 inch, Edge 15 inch, Edge E420, Edge E425, Edge E520, Edge E525, L410, L420, L510, L520, SL410 2842, SL410 series, SL510 series, T410, T420, T510, T520, W510, W520, etc.

OEM	LCB499
Volts	10.8V
Power	5200mAh
Size	207x50x20mm
Code	RBL499



LAPTOP BATTERY REPLACEMENT - COMPAQ HP

Presario CQ40, 41, 45, 50, 60, 61, 70, 71Series,
G50, 60, 61, Pavilion dv4, 5, 6 Series, G70, etc.

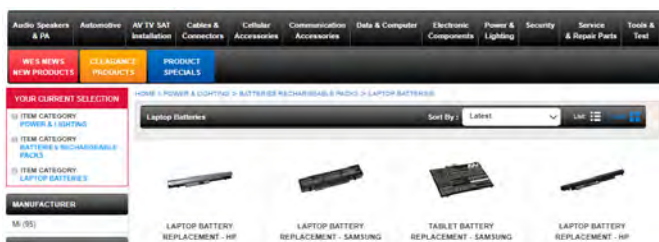
Type	Lilon
Volts	10.8V
Power	5200mAh
Size	50x21x205mm
Code	RBL408



LAPTOP BATTERY REPLACEMENT - COMPAQ HP

Presario CQ32, 42, 43, 56, 57, 62,
etc. Pavilion DM4, DV7, G6, G7
and many more.

Volts	10.8V
Power	5200mAh
Size	53x21x206mm
Code	RBL511





Power & Lighting

LAPTOP BATTERY REPLACEMENT - HP

Type	Lilon
Volts	10.8V
Power	5.2Ah
Size	45x20x269mm
Code	RBL665



See website for details

LAPTOP BATTERY REPLACEMENT - TOSHIBA

Type	Lilon
Volts	10.8V
Power	5.2Ah
Size	52x21x205mm
Code	RBL642



See website for details

LAPTOP BATTERY REPLACEMENT - HP

Type	Lilon
Volts	11.1V
Power	5.1Ah
Size	20x54x206mm
Code	RBL635



See website for details

LAPTOP BATTERY REPLACEMENT - TOSHIBA

Dynabook AX, TX, Satellite T30, T31, Equium A200, A300, L200 Series, etc.

Type	Lilon
Volts	10.8V
Power	4600mAh
Size	52x20x206mm
Code	RBL339



LAPTOP BATTERY REPLACEMENT - HP

Type	Lilon
Volts	14.4V
Power	2.6Ah
Size	32x20x275mm
Code	RBL682



See website for details

LAPTOP BATTERY REPLACEMENT - TOSHIBA

Portege M800 Series, Equium U400, Satellite L310, M300, U400 Series

Type	Lilon
Volts	10.8V
Power	5200mAh
Size	50x20x205mm
Code	RBL395



LAPTOP BATTERY REPLACEMENT - HP

Suits HP 15-AK006TX, Pavilion 14 series, Pavilion 15 series, Pavilion 15T series, Pavilion 17 series, Pavilion 17T series

Original Part No	HP 800049-001, 800049-241, HSTNN-DB6T, HSTNN-LB6S, KI04, TPN-Q158, TPN-Q159, TPN-Q160, TPN-Q161, TPN-Q162, TPN-Q163
Volts	14.8V
Power	2200mAh
Size	275x35x20mm
Code	RBL739



LAPTOP BATTERY REPLACEMENT - TOSHIBA

Power	2.2Ah
Size	39x21x277mm
Type	Lilon
Volts	14.8V
Code	RBL722



See website for details

LAPTOP BATTERY REPLACEMENT - TOSHIBA

Satellite A80 A100 A105, M45 M50 M55 M70 with: PA3465U PABAS069 Battery See also RBL242/268

Type	Lilon
Volts	10.8V
Power	5200mAh
Size	45x20x207mm
Code	RBL269



LAPTOP BATTERY REPLACEMENT - TOSHIBA

Type	Lilon
Volts	10.8V
Power	5.2Ah
Size	50x20x205mm
Code	RBL630



See website for details

MORE AVAILABLE...

Too many models to list here! Search www.wes.net.au for your model...





Two Way Radio Batteries

HAND-HELD RADIO - REPLACEMENT BATTERIES

SEE ALSO CROSS-REFERENCE FOR MORE...

Replacement type batteries to suit a majority of Australia's Two-Way radio hand-sets. All batteries are equivalent or better than original specifications. All use premium grade cells manufactured by Panasonic.



AUDIOLINE, LEXEL, ORICOM, SWITEL 4.8V

LH060-3A44C4BT

Type	NiMH
Volts	4.8V
Power	730mAh
Code	RBW140



ICOM 9.6V - REPLACEMENT BATTERY

BP195, BP196, BP196MH

Type	NiMH
Volts	9.6V
Power	1650mAh
Code	RBW37



ICOM 7.2V - REPLACEMENT BATTERY

BP209, BP210

Type	NiMH
Volts	7.2V
Power	1650mAh
Code	RBW39



BP231, BP232

Type	Lilon
Volts	7.2V
Power	2150mAh
Code	RBW131



KENWOOD 3.6V - REPLACEMENT BATTERY

TalkAbout 4002A, FRS400A, FV500, KEBT071B.

Type	NiMH
Volts	3.6V
Power	700mAh
Code	RBW153



KENWOOD 7.2V - REPLACEMENT BATTERY

KNB14, KNB14A, KNB15A, KNB20N

Type	NiCd
Volts	7.2V
Power	1500mAh
Code	RBW78



KENWOOD 7.4V - REPLACEMENT BATTERY

Rechargeable Li-ion battery to suit Kenwood TK2200 two way radio. 7.4V 1900mAh.

Type	Li-Ion
Volts	7.4V
Power	1900mAh
Code	RBW171



MOTOROLA 7.5V - REPLACEMENT BATTERY

HNN8133, HNN8308, HNN9628, HNN9628MH, HNN9701, HNN9808, PMNN4005, PMNN4016, WPNN4012

Type	NiMH
Volts	7.5V
Power	1650mAh
Code	RBW74



MOTOROLA 7.2V - REPLACEMENT BATTERY

JMM4025A, JMNN4023, JMNN4024, JMNN4024R, JMNN4025, JMNN4025R

Type	Lilon
Volts	7.2V
Power	1900mAh
Code	RBW75



MOTOROLA 7.2V - REPLACEMENT BATTERY

HNN9008, HNN9008A, HNN9009, HNN9010, HNN9011, HNN9011A, HNN9012, HNN9012AR, HNN9013, PMNN4008, PMNN4009, PMNN4012, PMNN4023, PMNN4045

Type	NiMH	NiMH
Volts	7.2V	7.2V
Power	1900mAh	2700mAh
Code	RBW66	RBW67



SIMOCO 7.2V - REPLACEMENT BATTERY

Type	NiCd
Volts	7.2V
Power	1.65Ah
Size	58x22x140mm
Code	RBW148



TAIT 7.2V - REPLACEMENT BATTERY

TOPB100, TOPB200

Type	NiMH
Volts	7.2V
Power	2100mAh
Code	RBW123



UNIDEN 3.6V - REPLACEMENT BATTERY

Type	NiMH
Volts	3.6V
Power	2.63Wh
Size	31x11x46mm
Code	RBW172



UNIDEN 4.8V - REPLACEMENT BATTERY

BP38

Type	NiMH
Volts	4.8V
Power	730mAh
Code	RBW138



MANY MORE AVAILABLE

Please visit our website for our search engine to find the battery to suit your two-way radio.



Power & Lighting

□ Tool & Drill Batteries

BATTERIES FOR POWER TOOLS

EXTENDED CAPACITY

Premium Quality Panasonic made cells assembled in Hong Kong. Most batteries are equivalent or better specifications to original.

May suit more brands and types than specified.



BLACK & DECKER / DEWALT 14.4V

Original Part No	499936-34, 499936-35, A14, A144, A1714, FSB14, HPB14, FS140BX
Suit	BDGL14, CD14, CP14, CS144B, EPC14CA, FS14, HP142K, HP14, KC2002F, NM14, PS142K, SX6000, SX7000, SX7500, SXR14, XTC143BK
Type	NiCd
Volts	14.4V
Power	2000mAh
Code	RBT09



AEG 14.4V - REPLACEMENT BATTERY

Suit	BBM 14STX, BDSE 14STX, BS 14X, BS2E, SB2E 14.4T, SB2E 14STX
OEM	4932367905, B14.4, BF14.4, BX14.4, BXL14.4, BXS14.4, MX14.4, MXS14.4
Type	NiMH
Volts	14.4V
Power	3000mAh
Code	RBT02



BLACK & DECKER / DEWALT 18V RBT10

Suit	BD18PSK, BDGL1800, BDGL18K-2, CDC180ASB, EPC18CABK, FS188F4, FS18ID, FS18PS, FS18PSK, GCO18SFB, GLC2500, HP188F2B, HPD1800, HPD18K-2, HPG1800, NST2018, PS182KB, PS18K2,
Type	NiCd
Volts	18V
Power	2000mAh
Code	RBT10



BOSCH 12V TYPE-2 - REPLACEMENT BATTERY

Suit	3300K, AHS 3 Accu, ASG 52, B2300, BH1214H, GBM 12VES-2, GSB 12VSP-2, PSB 12VSP-2, PSR 12VES-2
OEM	2 607 335 054, 2 610 910 405, 3 607 335 186, BAT011
Type	NiCd
Volts	12V
Power	2000mAh
Code	RBT17



BLACK & DECKER / DEWALT 18V RBT32

Suit	B&D HP932K-2 PS145 Dewalt DW908/919/923/936, DW938/958/995/997/998. DW9095 etc.
Original Part No	PS145, DC9096, DE9039, DE9095, DE9096, DE9098, DW9095, DW9096
Type	NiMH
Volts	18V
Power	3000mAh
Code	RBT32



BOSCH 14.4V - REPLACEMENT BATTERY RBT21

Suit	Bosch 13614, AHS 41, ART 26, GDR 14.4, GDS 14.4V, GHO 14.4, GLI 14.4V, GSB 14.4VE-2, GWS 14.4V, PAG 14.4V, PDR 14.4V/N, PKS 14.4V, PLI 14.4V, PSB 14
OEM	2 607 335 264, 2 610 909 013, BAT038, BAT040, BAT140, BAT159
Type	NiCd
Volts	14.4V
Power	2400mAh
Code	RBT21



HITACHI 18V - REPLACEMENT BATTERY RBT127

Suit	C18, C6, CJ18, CR18, DH18, DS18, DV18, G18, KC18, RB18DL, UB18, WH18, WR18
Original Part No	BCL1830, EB1812S, EB1814SL, EB1820, EB1824L, EB1826HL, EB1830HL, EB18B
Type	Lilon
Volts	18V
Power	3000mAh
Code	RBT127



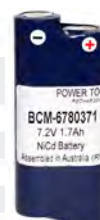
BOSCH 18V - REPLACEMENT BATTERY

Suit	Bosch 13618, 1644, 22618, GDR 18V, GSB 18VE-2, GSR 18V, GST 18V, PSB 18VE-2, PSR 18-2
OEM	Bosch 2 607 335 266, 2 610 909 020, BAT025, BAT026, BAT160, BAT180, BAT181, BAT189
Type	NiCd
Volts	18V
Power	2000mAh
Code	RBT22



MAKITA 7.2V - REPLACEMENT BATTERY

Suit	6010, 6070, 3700 4071 6010 6071 6172 6710 6912 6170, M001 9035 9500 etc. DA301 ML700/701/702 etc. UH3000DW, UM1000D, etc.
OEM	678037-1 191679-9, 192532-2, 192695-4, 1943554, 632002-4, 632003-2, BL7010 LXT, etc.
Type	NiCd NiMH
Volts	7.2V 7.2V
Power	1700mAh 2000mAh
Code	RBT61 RBT63



BLACK & DECKER / DEWALT 14V RBT30

Suit	DC528 (Flash Light), DC551KA, DC612KA, DC728KA, DC830KA, DC930KA, DW054K-2
OEM	PS140, DC9091, DE9038, DW9091, DW9094
Type	NiMH
Volts	14.4V
Power	3000mAh
Code	RBT30



MAKITA 9.6V - REPLACEMENT BATTERY

Suit	4093 4190 4300 5090 6012 6092 6095D 6891 6900 8402 etc. 903DW DA390 ML900 etc. T220D UM1690D etc.
OEM	191681-2, 192533-0, 192696-2, 632007-4
Type	NiMH
Volts	9.6V
Power	2000mAh
Code	RBT65





MAKITA 10.8V - REPLACEMENT BATTERY RBT147

Suit	DF030, DF330, TD090
Original Part No	194550-6, 1945514, BL1013
Type	Lilon
Volts	10.8V
Power	1650mAh
Code	RBT147



PANASONIC 2.4V - REPLACEMENT BATTERY

Suit	EY3652, EY3652DA
OEM	EY9021, EY6220B
Type	NiCd
Volts	2.4V
Power	2400mAh
Code	RBT83



MAKITA 12V - REPLACEMENT BATTERY

Suit	1050DWA, 4191DE, 5093DE, 6213DWAE, 8413DWD, DA312DW, ML120, VR250DWAE
OEM	1220, 192597-4, 193059-5
Type	NiMH
Volts	12V
Power	3000mAh
Code	RBT55



PASLODE ITW RAMSET 6V - RBT81

Suit	404400, 900420, 901000, IM200F18, IM250-A, IM250-F16II, IM250-Q, IM-CT
OEM	404717, B20544E, BCPAS-404717, BCPAS-404717SH
Type	NiCd
Volts	6V
Power	1500mAh
Code	RBT81



MAKITA 14.4V - REPLACEMENT BATTERY RBT57

Suit	1015, 1051, 4332, 5094, 5630, 6228, 6336, 8280, 8433, etc., JR140, ML140, UB140, etc...
OEM	1401, 1923443, 193060-0, BH1420, BL1430 LXT, PA14
Type	NiMH
Volts	14.4V
Power	3000mAh
Code	RBT57



PASLODE ITW RAMSET 6V - REPLACEMENT BAT'

Suit	IM200, IM250, IM300, IM350, TF1100, ...
Original Part No	402500, 750512
Type	NiCd
Volts	6V
Power	1500mAh
Code	RBT79



MAKITA 18V - REPLACEMENT BATTERY

Suit	4334, 5026, 5620, 6343, 8443, DK1016, DK1021, DK1032, JR140, JR180, LS711, LS800,...
OEM	1820, 192827-3, 193061-8, 193102-0, 193140-2, 193159-1,...
Type	NiMH
Volts	18V
Power	3000mAh
Code	RBT59



RYOBI 18V - REPLACEMENT BATTERY

Original Part No	1301099021, 130224007, 130256001, 1310918, 1322401, 1322705, 1323303, 1400672, B-1815-S, BCHI-18
Type	NiMH
Volts	18V
Power	2.0Ah
Code	RBT135



MAKITA 18V - REPLACEMENT BATTERY

Original Part No	194205-3, 194230-4, BL1815, BL1830
Type	Lilon
Volts	18V
Power	3000mAh
Code	RBT142



SEE OUR WEBSITE

MORE TYPES AVAILABLE

Top sellers are shown here, with the full range available online...
If you have a battery not listed then please contact us, it may be new!



METABO 12V - REPLACEMENT BATTERY

Suit	6.02252.50, 6.02254.51, 6.02274.00, 6.02297.50, BS12, BST12, SB12, SBT12
Original Part No	6.31729, 6.31747, 6.31748, 6.31776
Type	NiCd
Volts	12V
Power	2500mAh
Code	RBT76



CHARGERS ALSO AVAILABLE

See the next page for a universal charger that uses adaptors to suit your battery. These adaptors are available separately.





Power & Lighting

Tool & Drill Batteries

TOOL BATTERY CHARGER - UNIVERSAL SYSTEM

UNIVERSAL POWER TOOL BATTERY CHARGER WITH INTERCHANGEABLE ADAPTOR PLATES.
SUITS 7.2V-18V NiCd, NiMH & Lilon.

Resellers can now save on outlay costs:

The ACMTE Charging System allows a store to stock the one type of charger unit, and then offer a number of adaptor plates.

Your store now provides a wide range of charging solutions to suit today's most popular power tool brands.

The charger base is an intelligent smart charger that automatically adapts to suit the type and voltage of the battery attached so as to rapidly and safely recharge an extensive range of units.

The current adaptor plate range features 18 popular models and this range will continue to expand as new models are developed.

As a bonus, two handy USB outputs are available for powering and charging today's many USB devices including iPhone® and Android.

Multi-colour LED for direct battery status indication.

100-240VAC input

SAA approved power cable included

Battery Port: 7.2V-18VDC 1A to 3A Max.

USB 2 ports: 5VDC 2.1A max. each

Includes USB to Micro-USB Lead

Short circuit protection.

Reverse polarity protection

Over temperature protection.

Max 2.5 hour charging limit protection.

Low voltage change safety protection.



SHOWN WITH AN OPTIONAL ADAPTOR PLATE

CHARGER BASE (ONLY) - Requires Adaptor Plate

Type	Description	Code
Charger base	Requires Adaptor Plate ATP	ACMTE



SELECT ADAPTOR PLATE TO SUIT YOUR BATTERY
 BATTERIES & ADAPTOR PLATES SOLD SEPARATELY

ADAPTOR PLATES AVAILABLE

Brand.	Voltage	Battery	Type	Code
AEG	12V	Lilon	Adaptor plate	ATP2215
B&D	12V	Lilon	Adaptor plate	ATP1310
B&D	12V - 18V	NiCd / NiMH	Adaptor plate	ATP981
B&D Dewalt	7.2V - 18V	NiCd / NiMH	Adaptor plate	ATP9096
Bosch	7.2V - 18V	NiCd / NiMH	Adaptor plate	ATP040
Bosch	10.8V	Lilon	Adaptor plate	ATP7074
Hitachi	14.4V	Lilon	Adaptor plate	ATP1230
Hitachi	18V	Lilon	Adaptor plate	ATP1832
Makita	7.2V - 18V	NiCd / NiMH	Adaptor plate	ATP1833
Makita	7.2V	Lilon	Adaptor plate	ATP7010
Makita	10.8V	Lilon	Adaptor plate	ATP1013
Makita	14.4V	Lilon	Adaptor plate	ATP1430
Makita	18V	Lilon	Adaptor plate	ATP830
Milwaukee	12V	Lilon	Adaptor plate	ATP1288
Milwaukee	12V - 18V	NiCd / NiMH	Adaptor plate	ATP2230
Panasonic	7.2V - 18V	NiCd / NiMH	Adaptor plate	ATP9067
Ryobi	7.2V - 18V	NiCd / NiMH	Adaptor plate	ATP2104





□ Power Electrical □ AC Power Boards

MULTI-MEDIA PROTECTED POWERBOARD 10-WAY

ETHERNET & ANTENNA PROTECT

10 coded 10A AC power sockets
Full Surge Protection
10A circuit breaker, EMI/RFI noise filter
2x USB charging port (5V 2.1A total)
Data port/TV port surge protection
1800 Joules
1.8M cord with right angle plug
Screw slot mounting
Spaced socket for plug packs

Code
PBHT10



POWER BOARD MULTI-MEDIA PROTECTED 6-WAY

TELEPHONE/MODEM & TV PROTECT

6 way AC Power Outlets with master power switch
2 Spaced Sockets to suit larger power packs
Right Angle mains power plug on a 1.8M cord
Surge Protection for AC, RF and telecom outputs
Circuit Breaker 10A Resettable
LED status indicators

Code
PT6012



4 WAY POWER BOARD INDIVIDUALLY SWITCHED SURGE PROTECTED

Surge Protected
1.2 Metre Lead
Wide Spread Sockets
Individual Switched Sockets

Colour	Code
Black	PB41BK
White	PB41WH



MULTI-MEDIA PROTECTED POWERBOARD 8-WAY

TELEPHONE/MODEM & TV PROTECT

8 way AC Power Outlets with master power switch
4 Spaced Sockets to suit larger power packs
Right Angle mains power plug on a 1.8M cord
Surge Protection for AC, RF and telecom outputs
Circuit Breaker 10A Resettable
LED status indicators

Code
PT8012



POWER BOARD SWITCHED & SURGE PROTECTED

Quality build features. 4/6 individually switched outlets with overload and surge protection. Long power lead with a right angled plug to fit neatly behind furniture. Voltage rating 240VAC, Current 10A max, 2400W max and 4500A surge current.

Type	Lead	Code
4 Way	1M	PT1814
4 Way	5M	PT0872
6 Way	1M	PT1816



4 WAY POWER BOARD - ULTRACHARGE

INDIVIDUALLY SWITCHED

Surge spike protected with individual switches and Overload protected 10A with reset button.
270x75x35mm white R/A Mains Plug 1 Metre lead.

Code
PB40-4SW



6 WAY POWER BOARD SWITCHED - ULTRACHARGE INDIVIDUALLY SWITCHED

Surge spike protected with individual switches and Overload protected 10A with reset button plus spaced sockets for power packs, etc.
355x75x35mm white R/A Mains Plug 1 Metre lead.

Code
PB60-6SW





Power & Lighting

6 OUTLET POWERBOARD WITH RJ12 PROTECTION

WITH TELEPHONE / INTERNET LINE PROTECTION

High quality 6 way powerboard
6 Outlets With Single Switch
1.8M lead to right angle plug
ADSL2 Line Protection
Surge Protection
Overload Protection
RFI & EMI filtered



Jackson™

Code
PT0888



TELEPHONE I/O

POWER SWITCH

POWER BOARDS WITH SWITCH & SURGE

2M POWER CORD R/A PLUG - SPIKE ARRESTOR PROTECTED

6 way powerboard with 2 extra spacing sockets
Blue illuminated toggle master power switch
Surge protection with spike arrestor PTC
2 metre power cord with right angled plug
Blister pack hanger.

Outlet Code
6 PB633



POWER BOARDS WITH SWITCH

2M POWER CORD R/A PLUG

Extra long 2m power cord with right angled plug
Blue illuminated toggle master power switch
Blister pack hanger.

Outlet Code
4 PB43BK
6 PB63BK



RAPTOR SURGE PROTECTED BOARDS

New Patented Surge Protection Circuit. Inbuilt USB-PD (15W) and USB-QC (Type-C 25W) chargers

Type	Switch	Code
4 Way	Single	RAP4
6 Way	Single	RAP6
6 Way	Six	RAP6S

NEW



8 WAY SURGE PROTECTED POWERBOARD

This Jackson Powerboard is perfect for expanding your power capacity. You can use it to connect up to 8 additional AC powered items. Surge and overload protected. It has a master on/off switch.

Code
PT5988



POWER BOARD - ULTRACHARGE

SPIKE & 10A PROTECTED

Competitively priced with Illuminated power switch 10A Resettable fuse button Single MOV Spike arrestor and 1 Metre Cord R/A Plug.

4 WAY

Colour Code
White PB430

6 WAY

Colour Code
White PB630WH
Black PB630BK



4-WAY POWER BOARD WITH 3M LONG-LEAD

SURGE PROTECTED - SWITCHED

10A Circuit Breaker
Surge protection
Master Power Switch
Right-Angle Plug
Extra-long 3 metre cord

Code
PT4113

3 METRE CORD



D-LINE CABLE TIDY UNITS

HIDES POWER BOARDS

Cable Tidy Units have been developed in two sizes to hide a 6 way or a 4 way power board, and associated cable clutter. The Units are designed to provide a neat and stylish solution that blends with decor. With all wires and cables neatly concealed, wasted space is returned and surfaces become easier to clean.

Suits	4 Way	6 Way
Size	325x125x115mm	415x165x135mm
Colour	White	Black
Code	CTUSMLW/SW	CTULGEB/SW

D-LINE



Case Only
Power Board
Not Included



POWER BOARD - ARLEC 4 WAY

10A resettable button overloading protection.
Varistor spike arrestor with LED indicator.
ie. Time to replace power board when LED extinguishes.
Surge spike protection up to 4500A < 25ns



Code
PB41S



LED INDICATES
PROTECTION
ENABLED



POWER BOARDS WITH SURGE

1M POWER CORD R/A PLUG

Shrink wrap with label

Outlet Code
4 PB432



6 WAY POWER BOARD WITH 2x SPACED-SOCKETS

JACKSON - SURGE PROTECTED POWERBOARD

6 way powerboard with surge and overload protection. Includes 2x extra wide spaced sockets to accommodate for bulky power packs.
10A, 2400W max, 175 Joules energy absorption <20ns.
Right angle plug, 1m power cord.

Code
PT6969SBE



POWER BOARD - PROLINK

Standard power board with 10A resettable thermal protection.
Excellent value for home and office use. 80cm lead to AC plug.

Type	Colour	Code
4 Way	White	PB42WH
4 Way	Black	PB42BK
6 Way	White	PB62WH
6 Way	Black	PB62BK



POWER BOARDS

Power board with 10A resettable protection
(Appearance may change)
Excellent price!
Cord 1.0 Metre.

Type	Colour	Code
4 Way	Black	PB40BK
4 Way	White	PB40W
6 Way	White	PB60



AC Power USB

POWERBOARD SWITCHED WITH USB

4 individually switched surge and overload protected outlets.
Includes 4 USB outlets 3.1A total, suitable for charging and powering USB. 1 metre lead with right angle plug.

Type	Code
4 Way	PT1814USB3A
6 Way	PT1816USB3A



4 WAY POWERBOARD WITH USB & USB-C 3.4A

This powerboard has 4 individually switched surge and overload protected outlets. It also includes 2x USB and USB-C ports for charging your mobile devices (5V 3.4A total). Ideal for home and office applications. It has a 1 metre lead with right angle plug.
Dimension: 270x74x25mm

Code
PB436





Power & Lighting

10 WAY POWER BOARD WITH USB CHARGER

WITH POWER SWITCH - JACKSON

USB Sockets for Powering USB devices and charging, etc. Surge protection. Spaced sockets. Power Switch. 10A Circuit Breaker. 1M cord to R/A Plug. 5Vdc (4.5 Amps are total).

Code
PT1055

Jackson™



4 WAY POWERBOARD WITH USB & USB-C PORTS

NOW WITH USB-C SOCKETS!

This Jackson Powerboard has 4 AC outlets plus 2 USB and 2 USB Type-C for charging your mobile devices (3.4A max). It's ideal for home and office applications and has a slimline design to fit neatly behind furniture.

USB Outlet Code
2x USB, PT2929SUB3C
2x USB-C
(3.4A max)



POWER BOARD 6 WAY & 2x USB PORTS

6 way AC power board with 2x 1A (each) USB charging ports. Ideal for home and office. It features six wide spaced sockets, two 5V 1A USB power sockets. There is an illuminated On/Off power master switch to turn on or off the power supply to all the sockets. Power surge and circuit breaker protected..

Code
PB60USB



4 WAY POWER BLOCK WITH USB 2.1A

DESK STAND OR SCREW MOUNT

2 USB Charging outlets - 2.1 Amp
4 Mains power outlets (3 sides + up)
Includes screw on/stick-on mounting

Colour Code
White/Grey PT5700GY
White/Blue PT5700BL



10W WIRELESS CHARGING DESKTOP POWER HUB

WITH 2x AC / 2x USB / 2x USB-C OUTLETS

10W wireless charging.
USB charging at up to 5V 3.4A from the USB & USB-C ports.
Non slip feet.
Power & surge protection indicators.

Code
PT2USBWI



DESKTOP POWER HUB WITH USB & USB-C

WITH INTEGRATED DEVICE STAND

Fast Charging 3.4A 2x USB & 2x USBC ports
Surge protected power outlets 2x GPO
Lead management system and device holder
Non slip feet. Power & surge protection LEDs

Code
PT2USBP



MAINS EXTENSION & USB CHARGER - JACKSON

1 METRE EXTENSION

USB Sockets for Powering USB devices and charging, etc. 1M cord to R/A Plug. 5Vdc (3 Amps are total).

Amps Code
3.4A (Total) PT3USB3A



IN-LINE POWER OUTLET WITH USB SOCKETS

Power or charge your USB powered devices.
Total power USB charging outlets, a power status indicator and a 240V outlet.

TWO USB-A OUTLETS

Amps Code
1A (Total) PT1USB

FOUR USB-A OUTLETS

Amps Code
1A (Total) PT4USB
4.2A (Total) PT4USB4A



IN-LINE POWER OUTLET USB-A & USB-C

USB-A & USB-C

Power or charge your USB powered devices. USB Type-A and Type-C charging outlets. 240V outlet.

USB Outlet Code
2x USB-A 2x USB-C PT4USB3C





AC Power PowerCube

POWERCUBE EXTENDED - 5 OUTLETS WITH LEAD

WITH DOCKING MOUNT

The PowerCube® Extended power adaptor is a uniquely designed power distributor that features a five outlet compact cube at the end of a 1.5 or 3.0 metre flexible lead & plug. This product includes a docking mount which users can easily fasten to a desk top, or under the desk, or on the wall, etc.

There is also a small plastic collar with a screw hole slides up and down the cable, so users can tack the cable to the wall or underneath your desk to keep cables tidy.

Outlet	5	5	5	5	5	5	5	5	5
Cord	1.5M	1.5M	1.5M	1.5M	1.5M	3.0M	3.0M	3.0M	3.0M
Colour	Black	Blue	Green	Grey	Red	Black	Blue	Grey	Red
Code	PB5001BK	PB5001BU	PB5001GN	PB5001GY	PB5001RD	PB5002BK	PB5002BU	PB5002GY	PB5002RD



Includes docking mount

POWERCUBE TRAVEL ADAPTOR - 2 WAY & USB

WITH 2x AU AC SOCKETS & 2x USB CHARGING PORTS

The PowerCube ReWireable is an international travel AC power adaptor with interchangeable plugs. It has 2x AU/NZ AC power outlets (10A total) and 2x USB charging outlet (5V 2.1A total), USB charging cables are required for USB charging. The unit draws power from an IEC C13 power socket. You may connect this unit to the power mains through the included 1M IEC C13 to AU/NZ AC 3 pin power cable for use locally. You may swap that with the 3 interchangeable wall plugs: EU, UK and US/JP for overseas travel. Fused for 6-10A max.

Code
PB4021PU



POWERCUBE ORIGINAL AC ADAPTOR WITH USB

2GPO+2USB PLUG

The PowerCube Original USB has an AU/NZ 3 pin power plug to draw power from the mains and 2x AU/NZ AC power outlets (250V 10A max) + 2x USB charging ports (5V 2.1A max). This handy USB charging ports enables you to charge your smartphones, tablets, digital cameras, GPS, and more. (Requires USB charging cables, not included).

Colour	USB	Code
Blue	2x USB (2.1A max)	PB4020BU
Green	2x USB (2.1A max)	PB4020GN
Grey	2x USB (2.1A max)	PB4020GY
Red	2x USB (2.1A max)	PB4020RD



POWERCUBE EXTENDED USB - 4 POWER OUTLETS + 2 USB

USB POWER 5V 2.1A TOTAL

The PowerCube® Extended USB is a uniquely designed power distributor that features a four-outlet cube at the end of a 1.5 or 3.0 metre flexible lead and also two USB sockets for 2.1A charging of accessories. This product includes a docking mount which users can fasten to a desk, or under the desk, or on the wall using the provided screws, or damage-free adhesive strips. The PB4002 series (3m version) includes an in-line power switch. There is also a small plastic collar that slides up and down the cable, with a screw hole so users can tack the cable to the wall or underneath your work surface to keep the cable tidy and out of the way.

Outlet	4	4	4	4	4	4	4	4	4	4	4	4
USB	2x USB (2.1A max)	2x USB (2.1A max)	2x USB (2.1A max)	2x USB (2.1A max)	2x USB (2.1A max)	2x USB (2.1A max)	2x USB (2.1A max)	2x USB (2.1A max)	2x USB (2.1A max)	2x USB (2.1A max)	2x USB (2.1A max)	2x USB (2.1A max)
Colour	Black	Blue	Green	Grey	Pink	Red	White	Black	Blue	Green	Grey	Red
Cord	1.5M	1.5M	1.5M	1.5M	1.5M	1.5M	1.5M	3.0M	3.0M	3.0M	3.0M	3.0M
Code	PB4001BK	PB4001BU	PB4001GN	PB4001GY	PB4001PK	PB4001RD	PB4001WH	PB4002BK	PB4002BU	PB4002GN	PB4002GY	PB4002RD



Includes docking mount

POWERCUBE REMOTE EXTENDED POWER ADAPTOR KIT

OPERATES WITHOUT A BATTERY

This power switch takes user-friendliness to a whole new level. With one big "Step-On" button on the PowerRemote, the user can turn ON or OFF the PowerCube from a distance using either their hands or feet. The PowerRemote has a reusable "Sticky-Pad" and can be used to attach it wherever it is easy to find and reach. The remote uses kinetic energy to send an RF signal to the power adaptor without using a battery. The PowerCube Remote Extended Kit contains 1x PowerCube remote power adaptor with a 1.5M mains lead and 1x PowerRemote. The power adaptor has 4x power sockets.

Code
PB4101RM



Battery free

Multiple units will operate in unison.
Switch commands multiple cubes.
Multiple switches command one cube.



Power & Lighting

□ AC Power Elsafe

ELSAFE PIXEL AC + USB

TUF 5A [TOTAL] USB-A & USB-C POWER PLUS AC OUTLET

The PixelTUF from Elsafe uniquely combines an AC power socket and a fully integrated TUF A+C USB fast charger in a compact 90mmØ unit. Designed to fit directly into a standard 80mmØ hole office desk.

Colour	USB	USB Total	Plug	Code
White/Silver	1x A, 1x C	5A	3 Pin 240Vac	523000
White/White	1x A, 1x C	5A	3 Pin 240Vac	523001
Black/Silver	1x A, 1x C	5A	3 Pin 240Vac	523002
Black/Black	1x A, 1x C	5A	3 Pin 240Vac	523003
White/Silver	1x A, 1x C	5A	J Coupler	523004
White/White	1x A, 1x C	5A	J Coupler	523005
Black/Silver	1x A, 1x C	5A	J Coupler	523006
Black/Black	1x A, 1x C	5A	J Coupler	523007

elsafe
always innovating

TUF
pixel



ELSAFE PIXEL-8 AC + USB - IN COLOUR

EIGHT ASSORTED COLOURS

The PixelTUF from OE Elsafe uniquely combines an AC power socket and a fully integrated TUF A+C USB fast charger in a compact Ø90mm unit. Designed to fit directly into a standard 80mmØ hole office desk.



J Coupler



3 Pin 240Vac

elsafe
always innovating

TUF
pixel



Colour	Lead	Plug	Code
White/Yellow	2M	3 Pin 240Vac	523100
Black/Yellow	2M	3 Pin 240Vac	523101
White/Yellow	0.8M	J Coupler	523102
Black/Yellow	0.8M	J Coupler	523103
White/L-Orange	2M	3 Pin 240Vac	523104
Black/L-Orange	2M	3 Pin 240Vac	523105
White/L-Orange	0.8M	J Coupler	523106
Black/L-Orange	0.8M	J Coupler	523107
White/Orange	2M	3 Pin 240Vac	523108
Black/Orange	2M	3 Pin 240Vac	523109
White/Orange	0.8M	J Coupler	523110
Black/Orange	0.8M	J Coupler	523111
White/Red	2M	3 Pin 240Vac	523112
Black/Red	2M	3 Pin 240Vac	523113
White/Red	0.8M	J Coupler	523114
Black/Red	0.8M	J Coupler	523115



Colour	Lead	Plug	Code
White/Pink	2M	3 Pin 240Vac	523116
Black/Pink	2M	3 Pin 240Vac	523117
White/Pink	0.8M	J Coupler	523118
Black/Pink	0.8M	J Coupler	523119
White/Green	2M	3 Pin 240Vac	523120
Black/Green	2M	3 Pin 240Vac	523121
White/Green	0.8M	J Coupler	523122
Black/Green	0.8M	J Coupler	523123
White/L-Blue	2M	3 Pin 240Vac	523124
Black/L-Blue	2M	3 Pin 240Vac	523125
White/L-Blue	0.8M	J Coupler	523126
Black/L-Blue	0.8M	J Coupler	523127
White/D-Blue	2M	3 Pin 240Vac	523128
Black/D-Blue	2M	3 Pin 240Vac	523129
White/D-Blue	0.8M	J Coupler	523130
Black/D-Blue	0.8M	J Coupler	523131



ELSAFE PIXEL USB + RJ45


TUF 5A USB-A / USB-C POWER OPTIONAL ETHERNET SOCKETS

The PixelTUF from Elsafe uniquely harbours a fully integrated TUF A+C USB fast charger in a compact Ø90mm unit + Optional Ethernet RJ45. Designed to fit directly into a standard 80mmØ hole office desk.

Colour	USB	USB Total	RJ45	Lead	Plug	Code
White/Silver	1x A, 1x C	5A	0	2M	3 Pin 240Vac	522000
White/Silver	1x A, 1x C	5A	0	0.8M	J Coupler	522004
Black/Silver	1x A, 1x C	5A	0	0.8M	J Coupler	522006
White/Silver	1x A, 1x C	5A	1	2M	3 Pin 240Vac	522008
Black/Silver	1x A, 1x C	5A	1	2M	3 Pin 240Vac	522010
White/Silver	1x A, 1x C	5A	1	0.8M	J Coupler	522012
Black/Silver	1x A, 1x C	5A	1	0.8M	J Coupler	522014
White/Silver	1x A, 1x C	5A	2	2M	3 Pin 240Vac	522016
Black/Silver	1x A, 1x C	5A	2	2M	3 Pin 240Vac	522018
White/Silver	1x A, 1x C	5A	2	0.8M	J Coupler	522020
Black/Silver	1x A, 1x C	5A	2	0.8M	J Coupler	522022



elsafe
always innovating





ELSAFE PLUTO AC + USB + RJ45

AC SOCKET WITH OPTIONAL USB-A / USB-C POWER OR ETHERNET SOCKETS

PLUTO satisfies a demand for Mains and USB power and data connectivity, in informal spaces, in a way that no other module has done before. Perfectly suited to breakout areas, smaller meeting rooms, public spaces and anywhere access is needed.

ON DESK

Mount	GPO	USB	USB Total	RJ45	Lead	Plug	Code
Surface Feet	2	1x A, 1x C	5A	0	2M	3 Pin 240Vac	512000
Surface Feet	1	2x A, 2x C	10A	0	2M	3 Pin 240Vac	512001
Surface Feet	0	3x A, 3x C	15A	0	2M	3 Pin 240Vac	512002


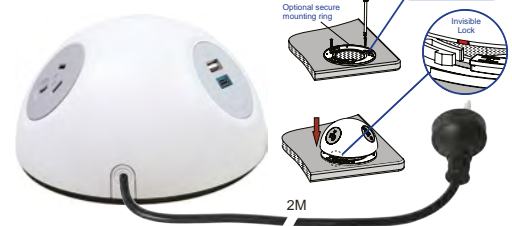


THROUGH DESK

Mount	GPO	USB	USB Total	RJ45	Lead	Plug	Code
Grommet 80mmØ	1	1x A, 1x C	5A	2	2M	3 Pin 240Vac	513000
Grommet 80mmØ	1	1x A, 1x C	5A	2	0.8M	J Coupler	513001
Grommet 80mmØ	2	1x A, 1x C	5A	0	2M	3 Pin 240Vac	513002
Grommet 80mmØ	2	1x A, 1x C	5A	0	0.8M	J Coupler	513003
Grommet 80mmØ	1	2x A, 2x C	5A	0	2M	3 Pin 240Vac	513004
Grommet 80mmØ	1	2x A, 2x C	10A	0	0.8M	J Coupler	513005

PLUTO makes sharing power a pleasure. Studies show that people work far more effectively in small groups and indeed new ideas come from people working in pairs. With over 25 years experience in the market, and as leaders in terms of design and practicality, OE Elsafe have developed Pluto to match our customers' desire for a solution that fits these new ways of working. With 3 outlet positions, PLUTO is perfect for a small team to power/charge their devices using conventional mains plugs.

pluto
because life isn't one sided



Grommet 80mmØ

ELSAFE PROFESSIONAL ELECTRICAL FITTINGS

elsafe
always innovating



Distribute power and data and multi-media throughout offices and buildings in a new way. Elsafe offers a modern solution to the cable chaos for a professional soft-wire installation.

Please see our website for details.

Elsafe catalogue is available.

AC Power Desk Grommet

96W RECESSED MOUNTED FAST USB CHARGER

WITH 2x QC 3.0 USB-A + 1x USB-C PD 3.0 CHARGING PORTS

Integrate a powerful Qualcomm QC3.0 QuickCharge USB-A and USB-C PD 3.0 laptop, tablet and smartphone charger into your office desk. Up to 96W 20V 4.3A. (Requires USB charging cable) Fits 60mmØ or 80mm cut-out hole.

Colour	Code
Black	LS-E3UBK
White	LS-E3UWH



60mmØ to 80mmØ Adaptor

15W RECESSED MOUNTED WIRELESS CHARGER

INCLUDES SMART QC3.0 POWER SUPPLY

Recessed Qi wireless charger supports Qi-enabled devices include the latest Apple iPhones. Supports 5V and 9V output 15W max. Standard 60mm office desk hole. Includes QC 3.0 USB charger and cable.



Colour	Code
Black	LS-E15W-BK
White	LS-E15W-WH



ROUND DESK GROMMET FOR 60MM DIAM HOLES

DESKTOP CABLE PASS-THROUGHS

This plastic desk grommet is a practical solution to organise electrical and computer cables in your home and office. It features a spring-loaded trapdoor that can easily swivel away, you can route your cables through to beneath your desk easily and quickly. Easy to install and use. This grommet fits in desk holes 60mm in diameter and with a 70mm diameter flange.

Colour	Code
Black	DG1228
Beige	DG1229
Grey	DG1230
White	DG1231





Power & Lighting

AC Power RCD

RCD SAFETY SWITCH INLINE

Earth leakage safety switch wall plug. 10A

Code
CPCD859



RCD SAFETY EXTENSION LEAD

SAFETY SWITCH PROTECTION

Heavy duty safety extension lead with built in Residual Current Device (RCD) safety switch for protection against electric shocks. 240V 10 Amp 2400 watt (max.)

Length	Size	Code
1.8M	1.0mm ²	ORE18
15M	1.0mm ²	ORE15



2M EXTENSION LEAD WITH INLINE RCD 10A

Residual Current Device (RCD) safety switch for protection against electric shocks. Approved. 10A 240V 50Hz AC Plug to Socket 3 Core 1.5mm² Heavy Duty Cable RCD: 30mA: <0.1s Extension cord 2M in length

Amps	Code
10A	UR240RCD



POWER BOARD - SAFETY RCD

PORTABLE OUTLET 2X2

Inbuilt RCD Safety Switch. Elevated stand. Toughened plastic construction. Safety orange coloured with 2 metre 3x1.0mm² Heavy-duty lead to clear SAA plug.

Current	Code
10A	TP04W



240Vac 50Hz voltage
3600W max load @ 15A
2M heavy duty cable
30mA rated residual current

Current	Code
15A	TP04W15



15A

SAFETY POWER BLOCK RCD - 10A & USB

Heavy-duty Impact resistant plastic construction IP54 RCD life saving protection plus thermal resettable fuse 5x standard 10A socket power board extension 1.8M cable with clear inspection type 10A plug 2x USB ports (2.1A total) for charging Individual power switches for all sockets Silicone AC socket ingress covers

Current	Code
10A	UR1005RU



15A OVERSIZED EARTH PIN

2x 15A and 3x 10A Sockets.

Current	Code
15A	UR115/5RU

15A



AC Power Work

15M AUTO RETRACTABLE EXTENSION LEAD 10A

WALL MOUNTABLE & AUTO-RETRACTABLE

15m auto-retractable lead
10A cable 1mm² conductors
Wall mountable bracket
180° swivel mounting
LED power indicator
Thermal cut-off switch
On / Off power switch

Length	Code
15M	UR24015TR



15M EXTENSION BOARD ON A WIND-UP REEL 15A

WITH 15A OVER-SIZED EARTH AC PLUG

Convenient store and use extension cable with 15A AC plug, 3x 10A outlets and 1x 15A outlet with a maximum loading of 3600W. Master On/off power switch, over temperature and overload protection. 325x265x130mm

Length	Code
15M	UR25015R

15A



25M EXTENSION BOARD ON A WIND-UP REEL 10A

This 25m extension cord reel is a convenient way to store and use an extension cable. It has 4x 10A power outlets with a maximum loading of 2400W and includes an On/ off power switch, over temperature and overload protection. Heavy duty frame and easy to carry around with handle.

Length	Code
25M	PRL4-25



6 WAY POWERBOARD WITH 2x USB 2.1A

Heavy duty power board 6x 10A GPO sockets and 2x USB (5V 2.1A total) for powering or charging USB devices. Features surge protection, overload reset and illuminated master power switch. 2M long heavy duty power lead (3x 1.0mm²) to 10A AC plug. Ideal for garage or workshop. Colour: Yellow/Black. Cord wrap ends.


Code
UR100/6HDU



POWER BOARD - METAL BOX

Heavy duty metal enclosure. Wall mount option. Large Adaptor Socket spacing. Surge & Spike MOV Protection. EMI/RFI Noise Filter. included Illuminated power switch. 10A resettable fuse 1.2M Cord.

Type	Code
4 Way	L54185
6 Way	L54222
8 Way	PT8888





AC Power Extension Cords

EXTENSION LEADS ORANGE & CLEAR PLUGS

Length	Size	Code
3.0M	1.0mm ²	ACL203OR
15M	1.0mm ²	ACL215OR
25M	1.5mm ²	ACL225

Heavy-duty power extension leads with clear plugs for visual confirmation of integrity.



EXTENSION LEAD YELLOW/BLACK 10A

5 metres heavy duty power extension leads with clear plugs. 10A 3x1.0mm² cord. Ideal for work sites, garage or workshop. Colour: Yellow/Black

Length	Size	Code
5M	1.0mm ²	UR240/5HD



EXTENSION LEAD 15A

OVERSIZED EARTH PLUG & SOCKET

Neon Light Socket. 15A. Orange. Heavy duty PVC for outdoors, welders, caravans, etc. This cord will accept standard sized plugs

Length	Size	Code
15M	1.5mm ²	CEL15



CORD SAFETY LOCK

EXTENSION CORD LOCK

Enable a secure connection of power leads. Rubber grommet for weather resistance (IP54).

Code
UR240WBP



INLINE COUPLING LOCK

Designed for locking extension plug to socket. Requires attachment prior to cable assembly.

Code
WPC1001

Compatible with 56 series. Supplied as two parts Male/Female



EXTENSION LEADS WHITE

10A Amp rated with strong cord. Safety type socket. All approvals.

Length	Size	Code
2M	1.0mm ²	ACL202WH
3M	1.0mm ²	ACL203WH
5M	1.0mm ²	ACL205WH
7M	1.0mm ²	ACL207WH
10M	1.0mm ²	ACL210WH
15M	1.0mm ²	ACL215WH



EXTENSION LEADS BLACK

10A Amp with Strong Cord.

Length	Size	Code
3M	1.0mm ²	ACL203BK
5M	1.0mm ²	ACL205BK



EXTENSION LEADS PIGGY-BACK WHITE

10A Amp Max Rated. Piggy back type plug. White with 1.0mm² wire.

Length	Size	Code
1M	1.0mm ²	ACL201PB
2M	1.0mm ²	ACL202PB
3M	1.0mm ²	ACL203PB
5M	1.0mm ²	ACL205PB
7M	1.0mm ²	ACL207PB
10M	1.0mm ²	ACL210PB
15M	1.0mm ²	ACL215PB



EXTENSION LEADS PIGGY-BACK BLACK

Length	Size	Code
1M	1.0mm ²	ACL301PB
2M	1.0mm ²	ACL302PB
3M	1.0mm ²	ACL303PB
5M	1.0mm ²	ACL305PB
10M	1.0mm ²	ACL310PB
10M	1.5mm ²	ACL311PB
15M	1.5mm ²	ACL315PB
20M	1.5mm ²	ACL320PB



GPO PLUG SPLIT TO 2x GPO SOCKETS

AC PLUG TO 2x AC SOCKETS

Power 2 AC devices from a single Mains outlets.

Length	Code
0.3M+(2x0.3M)	ACL221
1.5M+(2x0.2M)	ACL222WH



PLUG-IN MAINS SAFETY PLUG

For child accident prevention. Blocks up vacant power point sockets with plastic stopper.

BUY 1 TO RECEIVE 6

Code
PSP6






Power & Lighting

Smart Home TP-Link KASA

Smart Home TP-Link



KASA - LOCAL & CLOUD SMART HOME DEVICE

TP-Link Smart Home Range has advanced features and allows remote access from anywhere at home or roaming by mobile App as long as you have internet access. Cloud is free. Works with IFTTT.

TAPO - LOCAL NETWORK SMART HOME DEVICE

An offshoot of TP-Link, Tapo was created to engage in the small intelligent appliances market, to help people adopt a new smart home lifestyle at an affordable cost. Smart, Easy, Secure.

KASA SMART WIFI 3 WAY POWER STRIP WITH USB

TP-Link's Kasa Smart Wi-Fi Power Strip supports 3 independently controllable smart AC power outlets. USB ports are always-on charging/power. Surge protection. Controllable from anywhere through the Kasa Smart App available on iOS or Android smartphones or tablets. It allows you to remotely turn off or on device such as lamps, fans and other appliances. It works with Amazon Alexa, Google Assistant and IFTTT and supports voice control through them. The App also allows you to set schedules to turn on or off your appliance at specific times.

3x Smart AC power outlets with On/Off buttons

2x 5V 2.4A USB Ports

Wi-Fi Protocol: IEEE 802.11b/g/n

Wireless Frequency: 2.4GHz

Input: 240V~, 50/60Hz 10A

Output: Max total loading 10A 2400W

Built-in surge protector

Code

TL-KP303

Works with:



If-This-Then-That is a universal protocol compatible with a large range of Home Automation Centres



KASA LED FILAMENT SMART BULB - SOFT WHITE

SOFT WHITE DIMMABLE 7W

WiFi controlled by the free Kasa Smart App for iOS and Android. No Hub required. Integrate with other Kasa devices for Scenes and Schedules Smart Home compatible with Alexa and Hey Google. 7W 800lm Soft White 2700K. Dimmable control.

Base Code

B22 TL-KL50B

Works with:



KASA LED SMART BULB - MULTI COLOUR

MULTI-COLOUR + WHITE TEMPERATURE 10W

WiFi controlled by the free Kasa Smart App for iOS and Android. No Hub required. Integrate with other Kasa devices for Scenes and Schedules Smart Home compatible with Alexa and Hey Google. 10W 800lm White 2500K-9000K + Multi-Colour. Dimmable.

Base Code

B22 TL-KL130B

Works with:



KASA SMART SLIM WIFI POWER PLUG

WITH ENERGY MONITORING

Compact power on/off controller compatible with TP-Link's KASA App (Android & iOS) and works with IFTTT, Alexa, Google, SmartThings, and others. Includes power usage monitoring sensor.

Code

TL-KP115

Works with:



KASA CAMERAS ARE AVAILABLE



Kasa app is free and allows Live Streaming, Push-To-Talk, Activity Zones, Activity Notifications. Optional care plans are available for cloud storage for your security video cameras.



Smart Home TP-Link TAPO

TAPO LED SMART BULB - MULTI COLOUR

WIFI NETWORK SMART DEVICE

16M Colour adjustable, temp' adjustable, dimmable, up to 806 lumens. Tapo app WiFi smart phone, Alexa, google assistant compatible.

Base

B22

E27

Watt

8.7W

8.7W

Colour

Multicolour

Multicolour

Colour Temp

2500-6500K

2500-6500K

Dimmable

Yes

Yes

Beam Angle

220°

220°

Code

TL-TAPOL530B

TL-TAPOL530E



TAPO P100 MINI SMART WIFI POWER PLUG

WIFI NETWORK SMART DEVICE

The Tapo P100 Smart WiFi Plug works with TP-LINK's TAPO app, both Android and iOS. Local Wi-Fi control or remote control through the TP-LINK Cloud. It features timer and schedule settings, voice control via Alexa and Google Assistant, Away mode. Quick and easy to setup.

Code

TL-TAPO100-1





AC Double Adaptors

STANDARD DOUBLE ADAPTOR

Classic style double adaptor. 2x AC mains outlet. White colour. 10A total load.

Code
TDA10



STANDARD DOUBLE ADAPTOR - HPM

Classic style double adaptor. White. 230-240Vac 10A. HPM brand

Code
MDA10



VERTICAL DOUBLE ADAPTOR

SURGE PROTECTED

Vertical double adaptor
Arrests voltage surges
Protects equipment from
spike voltages on mains
175J 20ns 6KA MOV x1

Code
PT6400



DOUBLE ADAPTOR PAIR

Horizontal flat style. 10A
Sold in left / right pairs.
Turn a double power
point into four outlets.

Code
DA20RL




PLUG-IN MAINS SAFETY PLUG

BUY 1 TO RECEIVE 6

For child accident prevention.
Blocks up vacant power point
sockets with plastic stopper.

Code
PSP6



Clocks & Timers

TRAVEL CLOCK

BATTERY OPERATED LCD

Travel around in alarming fashion
with this economical easy viewable
time piece. Large LCD display
25mm Blue back-lit Night light.
Ascending Alarm Volume
4 Minute snooze button
Compact 50x80x110mm
Requires 2x "AA" cells.

Colour Code
Black CL001-BK
White CL001-WH



COMPACT 24 HOUR TIMER SWITCH

Sets and controls your appliances
to save valuable energy. This
24 hours timer switch allows a
maximum of 48 "ON/OFF" settings
every 24 hours with 15 minute
switching increments. It features a
double pole switch mechanism for
extra safety. 230-240V 10A

Code
PC627



24 HOUR TIMER SWITCH TWIN PACK

PACK OF TWO

Controls your appliances and save
valuable energy with this Arlec 24
hour twin socket timer. It allows you
to set a maximum of 48 "ON/OFF"
settings every 24 hours. 15 minute
switching increments. It has a double
pole switch to ensure extra safety.
230-240V 10A. Order one for a pack
of 2 timer switches.

Code
PC729



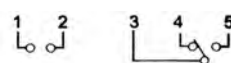
PROGRAMMABLE 7 DAY / 24 HOUR TIMER

Very versatile digital programmable clock
Hard wired 12Vdc/24Vdc/240Vac powered
Relay switched NO/NC single pole
65mm x 65mm panel mount up to 7mm
Each program is within a 24 hour period
Each to operate on any days of the week
Each Program can switch ON or OFF
Each program can set ON duration
Manual push button over-ride
Inbuilt battery backup CR2032



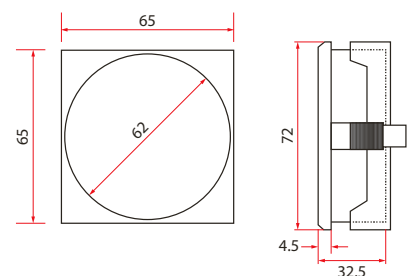
8 PROGRAMS

Description	Code
8 program On/Off 12V DC	TM-619-4
8 program On/Off 24V AC/DC	TM-619-3
8 program On/Off 240V AC	TM-619-2



1/2: Voltage Input
3/4/5: Switch up to
240V 8A
32V 16A

TM-619





Power & Lighting

□ Overseas Adaptors □ Inbound

INBOUND UNIVERSAL MULTI KORJO

2 & 3 pin plugs for USA, Europe, Asia, etc.

Code
AA01

KORJO™



NOTE: AC PASS-THROUGH DOES NOT CONVERT VOLTAGE

INBOUND UNIVERSAL KORJO

2 & 3 pin plugs for USA, Europe, Asia, etc.

Code
AA02

KORJO™



NOTE: AC PASS-THROUGH DOES NOT CONVERT VOLTAGE

INBOUND UNIVERSAL MEGA-MULTI KORJO

Accommodates overseas most 2 & 3 pin plugs, British Face Japan, USA, UK, Hong Kong, etc. Europe Face Asia, etc...

Code
MR02

KORJO™



NOTE: AC PASS-THROUGH DOES NOT CONVERT VOLTAGE

INBOUND UNIVERSAL KORJO

2 & 3 pin plugs for Sth-Africa & India

Code
AA08

KORJO™



NOTE: AC PASS-THROUGH DOES NOT CONVERT VOLTAGE

INBOUND TRAVEL ADAPTOR USA, UK, JAPAN & EUROPE

Accommodates overseas 2 & 3 pin plugs & adapts to Australian & New Zealand sockets. Compatible with plugs from many countries including: Great Britain, Europe, Singapore, Ireland, Middle East, Africa, Asia, Canada, Japan, Philippines, Taiwan, Hong Kong, Bali, Noumea, Tahiti, USA, South America.

Supply rating 100-240VAC ~ 50/60Hz
Current 10A (Max.)
Power rating 2400 Watt (max)

Code
PTA878

Jackson™
www.ji.com.au



INBUILT 1A USB CHARGER

Code
PTA878USB



NOTE: AC PASS-THROUGH DOES NOT CONVERT VOLTAGE

INBOUND TRAVEL ADAPTOR USA, EUROPE & ASIA

For incoming tourists to Australia and New Zealand Compatible with plugs from many countries including: Europe, Japan, Taiwan, China, USA, Canada, Switzerland Earthed, Italy Earthed, France Earthed, Germany Earthed, Bahamas, Thailand, and parts of South America

Supply rating 100-240VAC ~ 50/60Hz
Current 10A (Max.) 2400 Watt (max)

Code
PTA929

Jackson™
www.ji.com.au



INBUILT 1A USB CHARGER

Code
PTA929USB



NOTE: AC PASS-THROUGH DOES NOT CONVERT VOLTAGE

INBOUND MULTI TRAVEL ADAPTOR USA, UK, JAPAN, EUROPE & ASIAN

For incoming tourists to Australia and New Zealand. Converts UK, USA, Japanese, European and Asian power plugs for use in a Australia.

Supply rating 100-240VAC ~ 50/60Hz
Current 10A (Max.)
Power rating 2400 Watt (max)

Code
PTAMULTI2

Jackson™
www.ji.com.au



INBUILT 1A USB CHARGER

Code
PTAMULTI2USB



NOTE: AC PASS-THROUGH DOES NOT CONVERT VOLTAGE



Overseas Adaptors Outbound

OUTBOUND TRAVEL ADAPTOR USA - KORJO

Not Earthed. For USA, Japan, Taiwan, etc

Code

JA06

APP.V89434



OUTBOUND TRAVEL ADAPTOR USA - JACKSON

NO EARTH PIN

South America, Japan, USA, Philippines plus many more.

Code

PTA8813



Jackson™
www.ji.com.au

OUTBOUND TRAVEL ADAPTOR USA - KORJO

Canada, etc.

Code

KAUS

APP.89434



OUTBOUND TRAVEL ADAPTOR USA - JACKSON

Use Australian, & NZ appliances in USA, Canada plus many more.

Code

PTA8809



Jackson™
www.ji.com.au

OUTBOUND TRAVEL ADAPTOR UK, HONG KONG

Ireland, Singapore, Middle East, Asia, Africa, Hong Kong.

Code

KAUK



OUTBOUND TRAVEL ADAPTOR UK, HONG KONG

UK, Hong Kong plus many more.

Code

PTA8811



Jackson™
www.ji.com.au

OUTBOUND TRAVEL ADAPTOR EUROPE, BALI

Also Noumea, Tahiti, Middle East, Asia, South America, etc.

Code

KAEU



OUTBOUND TRAVEL ADAPTOR EUROPE, BALI

Europe, Bali, Korea, Indonesia, plus many more.

Code

PTA8810



Jackson™
www.ji.com.au

OUTBOUND TRAVEL ADAPTOR 3 IN 1 PACK

JACKSON MULTIPACK

This pack of three travel adaptors will adapt Australian mains plugs to the mains plugs found in much of the world. The pack includes an adaptor for each of United States, Europe, and UK standard outlets.

Code

PTA6663

Jackson™
www.ji.com.au



Includes:
PTA8809
PTA8810
PTA8811

OUTBOUND TRAVEL ADAPTOR SOUTH AFRICA

16A STYLE

South Africa, parts of Pakistan and India plus more.

Code

PTA8812



Jackson™
www.ji.com.au

OUTBOUND TRAVEL ADAPTOR INDIA, SRI LANKA

6A STYLE

Sri Lanka, Parts of India and Bangladesh plus many more

Code

PTA8814



Jackson™
www.ji.com.au



NOTE: NONE OF THE ABOVE ITEMS CONVERT VOLTAGE

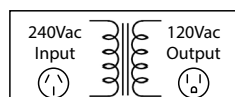
Stepdown Transformers

240V TO 120VAC STEPDOWN TRANSFORMERS

Quality fully-enclosed stepdown transformer with fold up metal carry handles. Approved Australian 240Vac 3-wire 3-pin power plug to cord to a US style 3 pin 120V socket (accepts US style 2 pin plugs).

Electrically isolated between primary and secondary
Protective earth carried through to output
Usable with precision electric & electronic appliances.
Compact, excellent, safe and robust construction - steel case.
Includes a resettable circuit breaker instead of fuse.

Watt	Size	Code
120W	90x125x75mm	TDB1080
250W	98x133x81mm	TDB1082
500W	120x160x100mm	TDB1084





Power & Lighting

OUTBOUND USB 1A TRAVEL ADAPTOR USA

South America, Japan, USA, Philippines plus many more.

100-240VAC ~ 50/60Hz

Current 10A (Max.)

2400 Watt (max)

USB Outlet 5VDC 1A



Code

PTA8813USB



Jackson™

OUTBOUND USB 1A TRAVEL ADAPTOR USA

Travel companion.

USB outlet for charging.

100-240VAC ~ 50/60Hz

Current 10A (Max.)

2400 Watt (max)

USB Outlet 5VDC 1A



Code

PTA8809USB



OUTBOUND USB 1A TRAVEL ADAPTOR UK

UK, Hong Kong plus more.

100-240VAC ~ 50/60Hz

Current 10A (Max.)

2400 Watt (max)

USB Outlet 5VDC 1A



Code

PTA8811USB



OUTBOUND USB 1A TRAVEL ADAPTOR EUROPE

100-240VAC ~ 50/60Hz

Current 10A (Max.)

2400 Watt (max)

USB Outlet 5VDC 1A



Code

PTA8810USB



DISCONTINUED

OUTBOUND USB TRAVEL ADAPTOR PAKISTAN

South Africa, parts of Pakistan and India plus many more.

Fits to 16A sockets only.

100-240VAC ~ 50/60Hz

Current 10A (Max.)

2400 Watt (max)

USB Outlet 5VDC 1A



Code

PTA8812USB



OUTBOUND USB 1A TRAVEL ADAPTOR INDIA

Indian and Sri Lankan

6-Amp style outlet,

100-240VAC ~ 50/60Hz

Current 10A (Max.)

2400 Watt (max)

USB Outlet 5VDC 1A



Code

PTA8814USB



OUTBOUND USB 3.1A TRAVEL ADAPTOR USA

USA WITH EARTH

Suitable for use with Australian/NZ appliances overseas. Also fitted with 110-240Vac in to 4x USB charging outlets (3.1A max) for powering USB.

*Does not convert pass through AC

Code

PTA409USB3A



Suitable for use with Australian/NZ appliances overseas. Also fitted with 110-240Vac in to 4x USB charging outlets (3.1A max) for powering USB. Surge protected power outlet.

*Does not convert pass through AC voltages.

OUTBOUND USB 3.1A TRAVEL ADAPTOR UK

UK HONG-KONG MALAYSIA VIETNAM

Suitable for use with Australian/NZ appliances overseas. Also fitted with 110-240Vac in to 4x USB charging outlets (3.1A max) for powering USB.

*Does not convert pass through AC

Code

PTA411USB3A



OUTBOUND UNIVERSAL ADAPTOR WITH USB 1A

ADAPTS 150 COUNTRIES TO AN AUSTRALIAN SOCKET (NO EARTH)

Travel adaptor will allow connection of appliances all over the world. 1A USB charging sockets are also provided to allow easy charging of many portable electronic devices. Features 2x USB power outlets and a power on/off switch. Note: Does not change mains voltage at the socket. Does NOT have an earth pin.

Code

PTAUSB

Jackson™
www.jl.com.au



45W QC3.0 USB-C WALL CHARGER - INTERNATIONAL

Designed for travellers, this 4 port charger features 4 interchangeable plugs (AU, EU, UK and US) so that you can use it almost anywhere in the world. This USB AC wall charger can even power up your MacBook or laptop that supports USB-C PD at up to 20V/2.25A max.

It also has 1x QC3.0

USB-A ports to fast charge

your QC3.0 compatible

smartphones or other devices.

It has 2 other USB-A charging

ports for charging smartphones

at 5V 3A max. This charger

includes 1M USB-C to USB-C

charging cable.

USB-A: 5V 3A max,

QC3.0: 5V 3A to 12V

1.5A max, USB-C PD:

5V-20V 2.25A max

Code

LS-4UHPTR

WITH AU / EU / US / UK PLUGS



NOTE: AC PASS-THROUGH DOES NOT CONVERT VOLTAGE. USB Power feature will work from 100Vac to 240Vac.



OUTBOUND TRAVEL AC ADAPTOR USA

WITH 2x USB CHARGING PORTS

Outbound travel adaptor with 2x USB charging ports (5V 2.1A max). Converts AU/NZ plugs for use in USA, Canada and more. Voltage: 240V a.c. 50Hz Max. current: 10A. MAINS OUTPUT DOES NOT CONVERT VOLTAGE.



USB Outlet	GPO	Code
2x USB	1x GPO	PTA8809USBMA

OUTBOUND TRAVEL AC ADAPTOR USA

WITH 1x USB & 1x USB-C CHARGING PORTS

Outbound travel adaptor with 1x USB and 1x USB-C charging port (5V 2.1A max). Converts AU/NZ plugs for use in USA, Canada and more. Voltage: 240V a.c. 50Hz Max. current: 10A. MAINS OUTPUT DOES NOT CONVERT VOLTAGE.



USB Outlet	GPO	Code
1x USB, 1x USB-C	1x GPO	PTA8809USBMC

OUTBOUND TRAVEL AC ADAPTOR EUROPE / BALI

WITH 2x USB CHARGING PORTS

Outbound travel adaptor with 2x USB charging ports (5V 2.1A max). Converts AU/NZ plugs for use in Europe, Bali and more. Voltage: 240V a.c. 50Hz Max. current: 10A. MAINS OUTPUT DOES NOT CONVERT VOLTAGE.



USB Outlet	GPO	Code
2x USB	1x GPO	PTA8810USBMA

OUTBOUND TRAVEL AC ADAPTOR EUROPE / BALI

WITH 1x USB & 1x USB-C CHARGING PORTS

Outbound travel adaptor with 2x USB charging ports (5V 2.1A max). Converts AU/NZ plugs for use in Europe, Bali and more. Voltage: 240V a.c. 50Hz Max. current: 10A. MAINS OUTPUT DOES NOT CONVERT VOLTAGE.



USB Outlet	GPO	Code
1x USB, 1x USB-C	1x GPO	PTA8810USBMC

OUTBOUND TRAVEL ADAPTOR UK / HONG KONG

WITH 2x USB CHARGING PORTS

Outbound travel adaptor with 2x USB charging ports (5V 2.1A max). Converts AU/NZ plugs for use in UK, Hong Kong and more. Voltage: 240V a.c. 50Hz Max. current: 10A. MAINS OUTPUT DOES NOT CONVERT VOLTAGE.



USB Outlet	GPO	Code
2x USB	1x GPO	PTA8811USBMA

OUTBOUND TRAVEL ADAPTOR UK / HONG KONG

WITH 1x USB & 1x USB-C CHARGING PORTS

Outbound travel adaptor with 1x USB and 1x USB-C charging port (5V 2.1A max). Converts AU/NZ plugs for use in UK, Hong Kong and more. Voltage: 240V a.c. 50Hz Max. current: 10A. MAINS OUTPUT DOES NOT CONVERT VOLTAGE.



USB Outlet	GPO	Code
1x USB, 1x USB-C	1x GPO	PTA8811USBMC

INTERNATIONAL POWER PACKS - OPTIONAL LEAD

Common Figure eight power input. Interchangeable plugs included. Also compatible with ACL104 series Popular Figure-8 AC leads. AC Lead (only) as listed below:

Length	Code
0.5M	ACL104-05
0.75M	ACL104-075
1.0M	ACL104-1
1.8M	ACL104-18
2.0M	ACL104-2
3.0M	ACL104-3
5.0M	ACL104-5

**MORE
ACL104
PAGE 08-73**



**AC LEAD IS
OPTIONAL**

OUTBOUND INTERNATIONAL USB 2.1A

Connect and Charge USB devices directly to a mains socket. Includes 4 interchange plugs for (AUS, US/Japan, Europe, UK) for worldwide use. Automatic multi-voltage 100-240V. Output is 5V.

Brand.	Code
Korjo	USB04

KORJO



OUTBOUND INTERNATIONAL USB 3.1A

WITH 2x USB & 1x USB-C CHARGING PORTS

This Jackson Outbound travel adaptor features 2 USB and 1 USB-C charging outlets. It includes 4 interchangeable AC plugs and can be used in over 150 destinations. Fast USB charge rate at up to 5V 3.1 Amps for charging multiple devices.

USB Outlet	Code
2x USB, 1x USB-C	PTA7723



OUTBOUND INTERNATIONAL USB 7A

WITH 4x INTERCHANGEABLE TRAVEL ADAPTOR PLUGS

This compact USB travel charger is perfect for all international travellers to power and charge their USB powered devices. It features fast charging with 5x USB power outlets at a tremendous

Current	Code
7A (total)	PTA5579





Power & Lighting

□ AC Power Leads IEC Lock

IEC Lock




WORKS WITH ANY STANDARD EXISTING IEC SOCKET
GUARDS AGAINST ACCIDENTAL DISCONNECTION OF
MAINS POWER

How it works!

Push the connector into the standard IEC inlet and it is locked in position

Connector CANNOT be accidentally pulled or vibrated out of the inlet

Slide back the RED tab to release and remove the connector from the outlet



IEC-LOCK C13 TO 10A GPO PLUG

REPLACES ANY IEC C13 MAINS LEAD

Length	Size	Code
0.5M	1.0mm ²	IEC406-05
1.0M	1.0mm ²	IEC406-1
2.0M	1.0mm ²	IEC406-2
3.0M	1.0mm ²	IEC406-3
5.0M	1.0mm ²	IEC406-5



IEC-LOCK C13 TO 10A GPO PLUG - MEDICAL

CLEAR PLUG FOR INSPECTION

Length	Size	Code
0.5M	1.0mm ²	IEC406OR-05
1.0M	1.0mm ²	IEC406OR-1
5.0M	1.0mm ²	IEC406OR-5



IEC-LOCK C13 CLEAR TO 10A PLUG - MEDICAL

CLEAR PLUGS FOR INSPECTION

Length	Size	Code
1.0M	1.0mm ²	IEC406CL-1
2.0M	1.0mm ²	IEC406CL-2
3.0M	1.0mm ²	IEC406CL-3
5.0M	1.0mm ²	IEC406CL-5



IEC-LOCK C13 TO 10A GPO CAPTIVE PLUG

IEC Locking Socket to Captive SAA Plug.
Unique 'Patented' female C13 socket, suitable for use with any standard IEC connector.
Protects computer, medical and other important equipment from accidental disconnection.

Length	Size	Colour	Code
3.0M	1.0mm ²	Orange	ACL31710OR-3



IEC-LOCK C13 TO C14 EXTENSION LEAD

Length	Size	Colour	Code
0.5M	1.0mm ²	Black	IEC120-05
1.0M	1.0mm ²	Black	IEC120-1
2.0M	1.0mm ²	Black	IEC120-2
3.0M	1.0mm ²	Black	IEC120-3



Length	Size	Colour	Code
0.5M	1.0mm ²	Red	IEC120RD-05
1.0M	1.0mm ²	Red	IEC120RD-1
2.0M	1.0mm ²	Red	IEC120RD-2
3.0M	1.0mm ²	Red	IEC120RD-3

IEC-LOCK C13 FEMALE PLUG TO BARE WIRE

C13 LOCKING PIN

Length	Size	Code
3.0M	1.0mm ²	IEC119-3



IEC-LOCK C13 PANEL MOUNT FEMALE SOCKET

With IEC Locking button.
Suits any IEC C14 Plug.

Code
IEC207



IEC-LOCK C13 REWIREABLE INLINE FEMALE PLUG

IEC LOCK+ LOCKING REWIREABLE IEC C13

Retrofit in-field. Locks plug to socket.
Pull the red handle to unlock and remove.
Compatible with any C14 Plug.

Style	Code
Straight	ACS13-LOCK
Drop	ACS131-DBK
R/A	ACS131-RBK



IEC-LOCK C19 TO 15A MAINS PLUG

OVERSIZED EARTH PIN TO IEC-LOCK

Length	Size	Code
1.0M	1.5mm ²	IEC156-1
2.0M	1.5mm ²	IEC156-2
3.0M	1.5mm ²	IEC156-3
5.0M	1.5mm ²	IEC156-5



IEC-LOCK C19 TO 15A CAPTIVE MAINS PLUG

15 Amp captive mains plug with over-sized earth pin and 1.5mm² cable to C19 IEC-lock. The IEC-Lock C19 is compatible and locks with any standard C20 Socket.

Length	Size	Plug	Code
3.0M	1.5mm ²	Captive Plug	ACL31715OR-3



IEC-LOCK C19 TO C20 EXTENSION LEAD

C19 LOCKING SOCKET TO C20 PLUG 15A

Length	Size	Code
1.0M	1.5mm ²	IEC157-1
2.0M	1.5mm ²	IEC157-2
3.0M	1.5mm ²	IEC157-3
5.0M	1.5mm ²	IEC157-5



IEC-LOCK C19 LEAD TO BARE END

C19 LOCKING PIN

IEC Lock C19 AC Cable with bare ends.

Length	Size	Code
3.0M	1.5mm ²	IEC166-3
5.0M	1.5mm ²	IEC166-5



IEC-LOCK C19 FEMALE PANEL SOCKET

With IEC Locking button.
Suits any IEC C20 Plug.

Code
IEC209



www.IECLock.com



□ AC Power Leads IEC

POWER LEADS IEC C13 - BLACK

SUPPLIED IN BULK

Cable Size mm² is multi-strand wire diameter.
RoHS. SAA Approved. Black. Supplied in bulk

Length	Size	Code
0.3M	1.0mm ²	ACL406BK-03
0.5M	0.75mm ²	ACL106BK-05
0.5M	1.0mm ²	ACL406BK-05
0.75M	1.0mm ²	ACL406BK-075
1.0M	0.75mm ²	ACL106BK-1
1.0M	1.0mm ²	ACL406BK-1
1.5M	1.0mm ²	ACL406BK-15
1.8M	0.75mm ²	ACL106BK-18
2.0M	1.0mm ²	ACL406BK-2
2.5M	1.0mm ²	ACL406BK-25
3.0M	0.75mm ²	ACL106BK-3
3.0M	1.0mm ²	ACL406BK-3
5.0M	1.0mm ²	ACL406BK-5
7.5M	1.0mm ²	ACL406BK-75
10M	1.0mm ²	ACL406BK-10

BULK GREY

Length	Size	Code
1.8M	0.75mm ²	ACL106GY-2

BULK WHITE

Length	Size	Code
1.8M	0.75mm ²	ACL106WH-18

BULK ORANGE HEAVY DUTY

Length	Size	Code
3M	1mm ²	ACL406ALOR-3



IEC-LOCK C13 TO MAINS CORD

WITH IEC-LOCK

Length	Size	Code
0.5M	1.0mm ²	IEC406-05
1.0M	1.0mm ²	IEC406-1
2.0M	1.0mm ²	IEC406-2
3.0M	1.0mm ²	IEC406-3
5.0M	1.0mm ²	IEC406-5



IEC C13 TO 10A GPO PLUG - MEDICAL

ORANGE WITH CLEAR PLUGS

Straight IEC Plug. "R/L" is Right/Left Angle IEC Plug

Length	Size	Code
1.0M	1.0mm ²	ACL406OR-1
2.0M	1.0mm ²	ACL406OR-2
2.0M**	1.0mm ²	ACL406OR-2L
2.0M**	1.0mm ²	ACL406OR-2R
3.0M	1.0mm ²	ACL406OR-3
4.0M	1.0mm ²	ACL406OR-4
5.0M	1.0mm ²	ACL406OR-5
5.0M**	1.0mm ²	ACL406OR-5L
5.0M**	1.0mm ²	ACL406OR-5R
8.0M	1.0mm ²	ACL406OR-8



IEC-LOCK BLACK PLUG

Length	Size	Code
0.5M	1.0mm ²	IEC406OR-05
1.0M	1.0mm ²	IEC406OR-1
5.0M	1.0mm ²	IEC406OR-5

IEC-LOCK CLEAR PLUG

Length	Size	Code
1.0M	1.0mm ²	IEC406CL-1
2.0M	1.0mm ²	IEC406CL-2
3.0M	1.0mm ²	IEC406CL-3
5.0M	1.0mm ²	IEC406CL-5



POWER LEADS IEC C13 TO R/A MAINS PLUG

Length	Size	Code
0.3M	0.75mm ²	ACL106RA-BK03
0.5M	0.75mm ²	ACL106RA-BK05
0.75M	0.75mm ²	ACL106RA-BK075
1.0M	0.75mm ²	ACL106RA-1
1.0M	1.0mm ²	ACL406RA-1
2.0M	0.75mm ²	ACL106RA-2
3.0M	0.75mm ²	ACL106RA-3
5.0M	0.75mm ²	ACL106RA-5



POWER LEADS IEC C13 R/A TO R/A MAINS PLUG

Right angle mains cord with IEC C-13 left angle

Length	Size	Code
1.9M	0.75mm ²	ACL115
1.9M	1mm ²	ACL111RA2-18
3M	1mm ²	ACL111RA2-3



POWER LEADS IEC C13 PIGGY-BACK PLUG

Length	Size	Code
0.75M	1.0mm ²	ACL486-075
1.0M	1.0mm ²	ACL486-1
1.5M	1.0mm ²	ACL486-15
2.0M	1.0mm ²	ACL486-2
3.0M	1.0mm ²	ACL486-3
5.0M	1.0mm ²	ACL486-5
10M	1.0mm ²	ACL486-10



POWER LEADS IEC C13 RIGHT ANGLE TO MAINS

Length	Size	Colour	Code
1.0M	0.75mm ²	Black	ACL110-1
1.8M	0.75mm ²	Black	ACL110-18
2.0M**	1.0mm ²	Orange	ACL406OR-2R
3.0M	0.75mm ²	Black	ACL110-3
5.0M	1.0mm ²	Black	ACL110-5



POWER LEADS IEC C13 LEFT ANGLE TO MAINS

Left angled plug is as Right Angled plugs, but flipped 180°

Length	Size	Colour	Code
1.8M	0.75mm ²	Black	ACL111-18
2.0M**	1.0mm ²	Orange	ACL406OR-2L
3.0M	1.0mm ²	Black	ACL111-3



**Orange leads are "Medical Grade" and have clear plugs for safety inspection.

POWER LEAD IEC C13 TO 10A CAPTIVE PLUG

Colour refers to captive ring.

Length	Size	Colour	Code
3.0M	1.0mm ²	Orange	ACL31610OR-3



IEC-LOCK VERSION

IEC Locking Socket.

Length	Size	Colour	Code
3.0M	1.0mm ²	Orange	ACL31710OR-3



POWER LEADS IEC C13 TO ROUND EARTH MAINS

Mains plug has a round earth pin.

Length	Code
2.0M	ACL107-2



IEC C15 KEYWAY TO MAINS PLUG - HIGH TEMP

Note the Keyway. 10A Hi-Temp. Suit Kettles, Projectors and other appliances. Cable 1.0mm².

Length	Colour	Code
1.0M	White	ACL140-1
1.0M	Black	ACL141-1
2.0M	White	ACL140-2
2.0M	Black	ACL141-2





IEC C13 TO C14 EXTENSION CORD

Length	Size	Code
0.3M	0.75mm ²	ACL120-03
0.3M	1.0mm ²	ACL420-03
0.5M	0.75mm ²	ACL120-05
0.5M	1.0mm ²	ACL420-05
0.75M	0.75mm ²	ACL120-075
0.75M	1.0mm ²	ACL420-075
1.0M	0.75mm ²	ACL120-1
1.0M	1.0mm ²	ACL420-1
1.5M	0.75mm ²	ACL120-15
1.5M	1.0mm ²	ACL420-15
1.8M	0.75mm ²	ACL120-18
1.8M	1.5mm ³	ACL620-18
2.0M	0.75mm ²	ACL120-2
2.0M	1.0mm ²	ACL420-2
2.5M	1.0mm ²	ACL420-25
3.0M	0.75mm ²	ACL120-3
3.0M	1.0mm ²	ACL420-3
4.0M	1.0mm ²	ACL420-4
5.0M	0.75mm ²	ACL120-5
5.0M	1.0mm ²	ACL420-5
6.0M	1.0mm ²	ACL420-6
8.0M	1.0mm ²	ACL420-8
10M	1.0mm ²	ACL420-10

IEC Plug to Socket



Length	Size	Code
50cm	1.0mm ²	ACL420WH-05
75cm	1.0mm ²	ACL420WH-075
1.0M	1.0mm ²	ACL420WH-1
1.5M	1.0mm ²	ACL420WH-15
2.0M	1.0mm ²	ACL420WH-2
2.5M	1.0mm ²	ACL420WH-25
3.0M	1.0mm ²	ACL420WH-3
5.0M	1.0mm ²	ACL420WH-5
6.0M	1.0mm ²	ACL420WH-6
8.0M	1.0mm ²	ACL420WH-8

Length	Size	Code
0.3M	1.0mm ²	ACL420BU-03
0.5M	1.0mm ²	ACL420BU-05
0.75M	1.0mm ²	ACL420BU-075
1.0M	1.0mm ²	ACL420BU-1
1.5M	1.0mm ²	ACL420BU-15
2.0M	1.0mm ²	ACL420BU-2
2.5M	1.0mm ²	ACL420BU-25
3.0M	1.0mm ²	ACL420BU-3
4.0M	1.0mm ²	ACL420BU-4
5.0M	1.0mm ²	ACL420BU-5

Length	Size	Code
0.3M	0.75mm ²	ACL120RD-03
0.3M	1.0mm ²	ACL420RD-03
0.5M	1.0mm ²	ACL420RD-05
1.0M	1.0mm ²	ACL420RD-1
1.5M	1.0mm ²	ACL420RD-15
2.0M	1.0mm ²	ACL420RD-2
2.5M	1.0mm ²	ACL420RD-25
3.0M	1.0mm ²	ACL420RD-3
4.0M	1.0mm ²	ACL420RD-4
5.0M	1.0mm ²	ACL420RD-5
6.0M	1.0mm ²	ACL420RD-6
8.0M	1.0mm ²	ACL420RD-8

IEC C13 TO C14 EXTENSION CORD - CLEAR PLUGS

Length	Size	Code
0.5M	1.0mm ²	ACL420CL-05
0.75M	1.0mm ²	ACL420CL-075
1.0M	1.0mm ²	ACL420CL-1
1.5M	1.0mm ²	ACL420CL-15
2.0M	1.0mm ²	ACL420CL-2
2.5M	1.0mm ²	ACL420CL-25
3.0M	1.0mm ²	ACL420CL-3
4.0M	1.0mm ²	ACL420CL-4
5.0M	1.0mm ²	ACL420CL-5

Length	Colour	Code
0.3M	Orange	ACL420ALOR-03



IEC-LOCK C13 TO C14 EXTENSION CORD - RED

RED CORD WITH IEC-LOCK PLUG

Length	Size	Code
0.5M	1.0mm ²	IEC120RD-05
1.0M	1.0mm ²	IEC120RD-1
2.0M	1.0mm ²	IEC120RD-2
3.0M	1.0mm ²	IEC120RD-3



IEC-LOCK C13 TO C14 EXTENSION CORD - BLACK

BLACK CORD WITH IEC-LOCK PLUG

Length	Size	Code
0.5M	1.0mm ²	IEC120-05
1.0M	1.0mm ²	IEC120-1
2.0M	1.0mm ²	IEC120-2
3.0M	1.0mm ²	IEC120-3



POWER LEADS SPLIT TO 2x IEC C13

AC PLUG TO 2X IEC SOCKETS

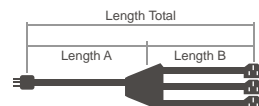
Power two C13 power outlets from a single Mains plug.

Length	Size	Code
0.4M + (2x 1.6M)	1.0mm ²	ACL605
0.5M + (2x 0.5M)	1.0mm ²	ACL604
4.1M + (2x 0.9M)	1.0mm ²	ACL605-5



AC PLUGS TO 3x IEC C13 SOCKETS

Length	Size	Code
0.5M + (3x 1M)	1.0mm ²	ACL705-15
1M + (3x 1M)	1.0mm ²	ACL603-2



IEC C14 MALE SPLIT TO 2x C13 FEMALE

IEC PLUG TO 2X IEC SOCKETS

Plug a PC and a monitor into the one socket.

Length	Size	Code
0.4M + (2x 1.6M)	1.0mm ²	ACL606-2
0.3M + (2x 0.3M)	1.0mm ²	ACL606-06



IEC C14 RIGHT ANGLE MALE TO IEC C13 FEMALE

Length	Size	Code
1M	1.0mm ²	ACL421-1
2M	1.0mm ²	ACL421-2
3M	1.0mm ²	ACL421-3
5M	1.0mm ²	ACL421-5



IEC C14 MALE PLUG TO AC FEMALE SOCKET

As used with UPS power backups and ATX power computers, etc. 10A

Length	Size	Code
40cm	1.0mm ²	ACL124-040
1.8M	1.0mm ²	ACL124-2
3M	1.0mm ²	ACL124-3
5M	1.0mm ²	ACL124-5



IEC C14 MALE SPLIT TO C13 & MAINS SOCKET

IEC Y cord lead C14 to 1x C13 + 1 x 10A Mains socket

Length	Size	Code
1.5M + 2x 0.25M	1.0mm ²	ACL123



IEC C15 KEYWAY to C14 - HIGH TEMPERATURE

Length	Size	Code
0.5M	1.0mm ²	ACL170-05
1.0M	1.0mm ²	ACL170-1
1.5M	1.0mm ²	ACL170-15
2.0M	1.0mm ²	ACL170-2
3.0M	1.0mm ²	ACL170-3





IEC C19 TO 10A MAINS PLUG

UPS Type Socket Plug to standard sized 10A Mains Plug.

Length	Code
2.0M	ACL109-2
3.0M	ACL109-3
5.0M	ACL109-5

Length	Colour	Code
2.0M	Orange	ACL109OR-2
3.0M	Orange	ACL109OR-3
5.0M	Orange	ACL109OR-5

Plug is 10A Max.



IEC C19 TO 10A MAINS - WITH CIRCUIT BREAKER

THERMAL FUSE LEAD

10Amp plug to C19 Socket.
10A 240VAC circuit breaker
Bi-Metal type resettable
3M total length (1.5+1.5M)

Length	Size	Code
3M	1.5mm ²	ACL160-3



IEC-LOCK C19 TO 10A GPO

C19 LOCKING SOCKET TO GPO 10A PLUG

Length	Size	Code
2.0M	1.5mm ²	IEC109-2



IEC C19 TO 15A OVERSIZED EARTH PIN

IEC C19 To 15A SAA Plug with Oversized Earth pin.
As used in some industrial style equipment (UPS, etc.)

Length	Size	Code
0.75M	1.5mm ²	ACL156-075
1.0M	1.5mm ²	ACL156-1
1.5M	1.5mm ²	ACL156-15
2.0M	1.5mm ²	ACL156-2
2.0M	2.5mm ²	ACL656-2
2.5M	1.5mm ²	ACL156-25
3.0M	1.5mm ²	ACL156-3
5.0M	1.5mm ²	ACL156-5
5.0M	2.5mm ²	ACL656-5
7.5M	1.5mm ²	ACL156-75
10M	1.5mm ²	ACL156-10
10M	2.5mm ²	ACL656-10



IEC-LOCK C19 TO 15A OVERSIZED EARTH PIN

Length	Size	Code
1.0M	1.5mm ²	IEC156-1
2.0M	1.5mm ²	IEC156-2
3.0M	1.5mm ²	IEC156-3
5.0M	1.5mm ²	IEC156-5



IEC C19 TO 15A CAPTIVE MAINS PLUG

15 Amp captive mains plug with oversized earth pin To IEC19.
Colour refers to the captive ring.

Length	Size	Colour	Code
3M	1.5mm ²	Orange	ACL31615OR-3
5M	1.5mm ²	Orange	ACL31615OR-5
5M	2.5mm ²	Orange	ACL31615OR-5-25



IEC-LOCK C19 TO 15A CAPTIVE MAINS PLUG

15 Amp captive mains plug with 1.5mm² cable to IEC19 lock. IEC-LOCK C19 is compatible and locks with any C20 Socket. Colour refers to the captive ring.

Length	Size	Colour	Code
3.0M	1.5mm ²	Orange	ACL31715OR-3



IEC C19 TO C20 EXTENSION 15A HEAVY-DUTY

Length	Size	Code
0.25M	1.5mm ²	ACL157-025
0.50M	1.5mm ²	ACL157-050
0.75M	1.5mm ²	ACL157-075
1.0M	1.5mm ²	ACL157-1
1.5M	1.5mm ²	ACL157-150
2.0M	1.5mm ²	ACL157-2
2.5M	1.5mm ²	ACL157-25
3.0M	1.5mm ²	ACL157-3
4.0M	1.5mm ²	ACL157-4
5.0M	1.5mm ²	ACL157-5
6.0M	1.5mm ²	ACL157-6
8.0M	1.5mm ²	ACL157-8
10M	1.5mm ²	ACL157-10



IEC-LOCK C19 TO C20 EXTENSION 15A HEAVY-DUTY

POWER LEAD WITH IEC LOCK

Length	Size	Code
1.0M	1.5mm ²	IEC157-1
2.0M	1.5mm ²	IEC157-2
3.0M	1.5mm ²	IEC157-3
5.0M	1.5mm ²	IEC157-5



IEC C19 TO C20 EXTENSION 15A

Length	Size	Code
0.5M	1.5mm ²	ACL157RD-05
0.75M	1.5mm ²	ACL157RD-075
1.0M	1.5mm ²	ACL157RD-1
1.5M	1.5mm ²	ACL157RD-15
2.0M	1.5mm ²	ACL157RD-2
2.5M	1.5mm ²	ACL157RD-25
3.0M	1.5mm ²	ACL157RD-3
4.0M	1.5mm ²	ACL157RD-4
5.0M	1.5mm ²	ACL157RD-5
8.0M	1.5mm ²	ACL157RD-8

RED



Length	Size	Code
1.0M	1.5mm ²	ACL157BU-1
1.5M	1.5mm ²	ACL157BU-15
2.0M	1.5mm ²	ACL157BU-2
2.5M	1.5mm ²	ACL157BU-25
4.0M	1.5mm ²	ACL157BU-4
5.0M	1.5mm ²	ACL157BU-5
8.0M	1.5mm ²	ACL157BU-8

BLUE



Length	Size	Code
1.0M	1.5mm ²	ACL157WH-1
1.5M	1.5mm ²	ACL157WH-15
2.0M	1.5mm ²	ACL157WH-2
3.0M	1.5mm ²	ACL157WH-3
4.0M	1.5mm ²	ACL157WH-4
5.0M	1.5mm ²	ACL157WH-5
8.0M	1.5mm ²	ACL157WH-8

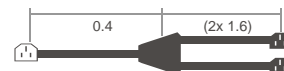
WHITE



IEC C20 SPLIT TO 2x C19

IEC C20 to split to two IEC C19 power cord.

Length	Code
0.4M + (2x 1.6M)	ACL607-2



IEC C14 MALE TO C19 FEMALE POWER LEADS 10A

Length	Size	Code
0.4M	1.5mm ²	ACL158-04
1.0M	1.5mm ²	ACL158-1
2.0M	1.5mm ²	ACL158-2



IEC C13 FEMALE TO C20 MALE POWER LEADS 10A

Length	Size	Code
0.3M	1.5mm ²	ACL159-03
0.4M	1.5mm ²	ACL159-04
2M	1.5mm ²	ACL159-2





Power & Lighting

AC Power Leads Misc

IEC C7 TO MAINS PLUG 7A - FIGURE 8

Length	Size	Code
0.5M	0.75mm ²	ACL104-05
0.75M	0.75mm ²	ACL104-075
1.0M	0.75mm ²	ACL104-1
1.8M	0.75mm ²	ACL104-18
2.0M	0.75mm ²	ACL104-2
3.0M	0.75mm ²	ACL104-3
5.0M	0.75mm ²	ACL104-5



WHITE

Length	Size	Code
2.0M	0.75mm ²	ACL104WH-2

ORANGE / CLEAR

Length	Size	Code
1M	0.75mm ²	ACL104OR-1
2M	0.75mm ²	ACL104OR-2
3M	0.75mm ²	ACL104OR-3
5M	0.75mm ²	ACL104OR-5



IEC C7 TO MAINS PLUG 7A - RIGHT ANGLE

RIGHT ANGLE MAINS PLUG

Length	Size	Code
2.0M	0.75mm ²	ACL104RA-2



IEC C7 TO MAINS - RIGHT ANGLE PIGGYBACK

Length	Size	Code
0.75M	0.75mm ²	ACL144-075
1.0M	0.75mm ²	ACL144-1
2.0M	0.75mm ²	ACL144-2
3.0M	0.75mm ²	ACL144-3
5.0M	0.75mm ²	ACL144-5



IEC-C7 TO MAINS POWER CORD - RIGHT ANGLED

RIGHT ANGLED PLUGS

Length	Size	Code
1.0m	0.75mm ²	ACL104RA2-1
2.0m	0.75mm ²	ACL104RA2-2
3.0m	0.75mm ²	ACL104RA2-3
5.0m	0.75mm ²	ACL104RA2-5
7.0m	0.75mm ²	ACL104RA2-7
10.0m	0.75mm ²	ACL104RA2-10



RIGHT ANGLED SIDEWAYS

Length	Size	Code
2.0m	0.75mm ²	ACL104RAV-2
3.0m	0.75mm ²	ACL104RAV-3
5.0m	0.75mm ²	ACL104RAV-5



IEC C5 TO MAINS PLUG - CLOVER LEAF

STRAIGHT AC PLUG

Length	Size	Code
0.5M	0.75mm ²	ACL112-05
0.5M	1.0mm ²	ACL412-05
1M	1.0mm ²	ACL412-1
1.8M	0.75mm ²	ACL112
2M	1.0mm ²	ACL412-2
3M	1.0mm ²	ACL412-3
5M	1.0mm ²	ACL412-5



RIGHT ANGLED AC PLUG

Length	Size	Code
1m	1.0mm ²	ACL412RA-1
2m	1.0mm ²	ACL412RA-2

RIGHT ANGLED CLOVER

Length	Size	Code
2M	0.75mm	ACL112-2RA



IEC C5 TO C14 AC LEAD - CLOVER LEAF

Length	Size	Code
1M	0.75mm ²	ACL132-1
2M	0.75mm ²	ACL132-2
1M	1.0mm ²	ACL171-1
2M	1.0mm ²	ACL171-2
3M	1.0mm ²	ACL171-3
5M	1.0mm ²	ACL171-5



Overseas Power Leads

IEC C13 TO 3 PIN US PLUG

110Vac USA non-polarised mains plug with earth pin. 3x 0.824mm².

Length	Colour	Code
1.5M	Black	ACL106US-15
1.8M	Black	ACL106US-18
3.0M	Black	ACL106US-3



IEC C13 TO UK PLUG

230Vac UK Mains Plug with Fuse. Suits UK, HongKong, Singapore, etc.

Length	Code
1.5M	ACL106UK-15
2.0M	ACL106UK-2



IEC C13 TO EUROPE PLUG

Right angled European 230Vac 10A.

Length	Code
1.5M	ACL106EU-15
2.0M	ACL106EU-2



IEC C5 TO US PLUG - CLOVER LEAF

110Vac USA Plug to 3 Pin C5 connector.

Length	Code
2.0M	ACL112US-2



IEC C7 TO US PLUG - FIGURE 8

110Vac 2 core to common figure 8. 2x 0.824mm². Non-polarised US plug.

Length	Code
1.0M	ACL104US-1
1.5M	ACL104US-15
2.0M	ACL104US-2



IEC C7 TO UK PLUG - FIGURE 8

230Vac 3 Pin UK Plug to common figure 8. UK, HongKong, Singapore, etc.

Length	Code
2.0M	ACL104UK-2



IEC C7 TO EUROPE PLUG - FIGURE 8

2 Pin European Plug to common figure 8.

Length	Code
2.0M	ACL104EU-2



IEC C13 TO 2 PIN POLARISED US PLUG

2-pin 110Vac polarised USA mains plug to 2-pin IEC C13 plug. These cables are 1.8M long.

Size	Code
0.75mm ²	ACL106US2P-18
1.0mm ²	ACL406US2P-18



NOTE: NONE OF THESE ITEMS CONVERT VOLTAGE



AC Power Plugs & Connectors

2 PIN PLUG MAINS CORD TO BARE END

With 2 pin plug 1.8M (ACL130) or 3M (ACL131) in length Cable Size 0.75mm²

Length	Size	Code
1.8M	0.75mm ²	ACL130
3M	0.75mm ²	ACL131



3 PIN PLUG MAINS CORD TO BARE END

Length	Size	Code
1.0M	0.75mm ²	ACL135-1
1.8M	0.75mm ²	ACL135-18
2.0M	1.0mm ²	ACL435-2
3.0M	1.5mm ²	ACL635-3



3 PIN PLUG MAINS CORD TO CRIMP TERMINALS

WITH SPADE CONNECTORS

Includes connectors 6.3mm and Earth ring terminal To 3 pin plug 1.6M cord

Length	Size	Code
1.6M	1.0mm ²	ACL136



3 PIN CLEAR PLUG MAINS CORD TO BARE END

3 pin Australian Standards clear power plug 10A with molded strain-relief to a lead with bare end. Ideal replacement or project power cord.

Length	Size	Code
3.0M	1.0mm ²	ACL137



3 PIN R/A PLUG MAINS CORD TO BARE END

3 Pin plug right angle. Black cable. Bare ended.

Length	Size	Code
2.0M	0.75mm ²	ACL135RA-2



10A CAPTIVE MAINS PLUG TO THREE CORE BARE

10 Amp (Standard Type) captive mains plug with 3 metres of cable to bare end.

Length	Size	Colour	Code
3M	1.5mm ²	Grey	ACL31015GY-3
3M	1.0mm ²	Grey	ACL31010GY-3



15A PLUG MAINS CORD TO BARE END

15A GPO has an oversized earth pin.

Length	Size	Code
3.0M	1.5mm ²	ACL437-3



15A CAPTIVE MAINS PLUG TO THREE CORE BARE

15 Amp with oversized earth pin captive mains plug and 3 Metres of cable to bare end. Colour refers to the captive shroud.

Length	Size	Colour	Code
3M	1.5mm ²	Grey	ACL31515GY-3
3M	2.5mm ²	Grey	ACL31525GY-3



20A CAPTIVE MAINS PLUG TO BARE END

20A - ALL PINS OVERSIZED

Not a standard plug. All pins are over-sized for high current. Compatible with 56 series screw lock shroud (Colour).

Length	Size	Colour	Code
3.0M	2.5mm ²	Grey	ACL32025GY-3



IEC-LOCK C13 TO BARE WIRE

WITH LOCKING PIN

Length	Size	Code
3.0M	1.0mm ²	IEC119-3

IEC-Lock is compatible with any C14 socket



IEC C14 TO BARE WIRE

2 metres IEC C14 to bare end cable.

Length	Size	Code
2M	1.0mm ²	ACL122-2



IEC C20 15A HEAVY-DUTY TO BARE WIRE

IEC C20 SOCKET TO BARE END

Power plug to bare wire High-Temp' 15A Plug. As used in some industrial style equipment (UPS, etc.)

Length	Size	Code
2.0M	1.5mm ²	ACL165-2
3.0M	1.5mm ²	ACL165-3
3.0M	2.5mm ²	ACL665-3



IEC C19 15A HEAVY-DUTY TO BARE WIRE

IEC C19 AC cable to bare end

Length	Size	Code
3M	1.5mm ²	ACL166-3



IEC-LOCK C19 15A TO BARE END

WITH LOCKING PIN

Length	Size	Code
3.0M	1.5mm ²	IEC166-3
5.0M	1.5mm ²	IEC166-5

IEC-Lock is compatible with any C20 socket



INLINE LAMP SWITCH 7A - 2 CORE BARE WIRE

2 pin plug with 2x 0.75mm² cable. 2.9M total length. It has a inline switch 1.8M from the plug, and 1.06M from switch to the bare end wires. Suitable for use as a light switch. Available in black and white.

Length	Size	Code
2.9M	0.75mm ²	ACL130SB
2.9M	0.75mm ²	ACL130SW





Power & Lighting

IEC-LOCK C13 INLINE REWIRABLE

IEC LOCK+ LOCKING REWIREABLE IEC C13

Retrofit in-field. Locks socket.
Pull the red handle to unlock.
Compatible with any C14 Plug.

Code
ACS13-LOCK



IEC-LOCK C13 FEMALE INLINE REWIRABLE R/A

RIGHT ANGLE C13 ALLOWS PLUG TO CHANGE FROM RIGHT TO LEFT DIRECTION

Retrofit in-field. Locks socket.
Pull the red handle to unlock.
Compatible with C14 Sockets.

Code
ACS131-RBK



IEC-LOCK C13 INLINE REWIRABLE R/A UP-DOWN

RIGHT ANGLE C13 ALLOWS PLUG TO CHANGE FROM UP TO DOWN DIRECTION

Retrofit in-field. Locks socket.
Pull the red handle to unlock.
Compatible with C14 Sockets.

Code
ACS131-DBK



IEC C13 INLINE REWIRABLE

Inline Female Socket IEC C13
Screw terminals

Code
ACS13



IEC C13 INLINE RIGHT ANGLE

In-Line Female 240Vac Mains Power Socket.

Code
ACS130



IEC C15 KEYWAY INLINE REWIRABLE

Inline female mains socket as used
with Kettles, projectors and other
appliances with keyway IEC.

Code
ACS150



IEC C14 MALE INLINE REWIREABLE

Inline Male 240Vac Mains socket as
used in computer and monitors, etc.

Code
ACP14



IEC C19 INLINE REWIRABLE

Inline female 240Vac mains
power socket. 15A.

Code
ACS19



IEC C20 MALE INLINE REWIREABLE

Inline male 240Vac mains
power plug. 15A.

Code
ACP20



STRAIN RELIEF BUSHING

CABLE CLAMPS 10 PIECES

Hole	Code
6.2Ø to 7.4Ø	SRC510
7.4Ø to 8.2Ø	SRC610



X10
Pieces

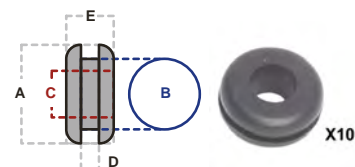
Chassis
Mount

RUBBER GROMMETS

CHASSIS MOUNT 10 PIECES

Please Order ONE to
Receive a bag of 10.

A	B	C	D	E	Code
11	8.0	4.5	1.6	4.5	GM210
15	9.5	6.3	1.6	7.0	GM310
18	13	9.5	1.6	6.8	GM410



X10

NYLON CABLE GLAND

Cable	Hole	Code
5-7mmØ	12mmØ	NCG1012
6-8mmØ	16mmØ	NCG1016
8-12mmØ	20mmØ	NCG1020
12-18mmØ	25mmØ	NCG1025
18-20mmØ	32mmØ	NCG1032
24-30mmØ	40mmØ	NCG1040
31-40mmØ	50mmØ	NCG1050
40-44mmØ	63mmØ	NCG1063



NYLON CABLE GLAND PAIR

Twist to lock strain relief for weather-proof cable entry.

Cable Range	Hole	Pack of	Code
3-6mmØ	12mmØ	2	HP0720
6-12mmØ	20mmØ	2	HP0732

Order One to receive a bag of Two.



ELECTROMAGNETIC INDUCTION FIELD

Ferrite cores, split inside a plastic case that snaps
closed over power and data cables to suppress noise.

Cable	Size	Code
5mm	15x23	EMIF1000
6.5mm	17x32	EMIF1350
7.5mm	20x32	EMIF1651
8.5mm	20x32	EMIF1652



IP68 WATERPROOF POWER CORD CONNECTORS

3 TERMINALS

Waterproof IP68 power cable joiner
3x Screw terminals 4mm wire 380V 25A
Cable outside diameter 6-10mmØ
Nylon glass fibre reinforced PA66+GFV0
Can be silicone gell flooded
All approvals SAA RU RoHS

Split	Code
Connector	WPC001
3 Way	WPC002



Connector

3 Way

CORDLINE SWITCH

Double pole in-line switch for
flat or round cable, 2-3 core with
dual reversible cable clamp.
Rated: 10Amp 240Volts AC
Supplied in a display pack

Colour	Code
Black	SWD5MB
White	SWD5MWE





IEC C14 PANEL MOUNT

Chassis mount socket

Code
ACS206



IEC C14 PANEL MOUNT - RF

WITH NOISE FILTER

Metal box grounded. 3A.

Code
MNF133



IEC C13 PANEL MOUNT

Female IEC

Code
ACS207



SNAP-IN IEC C13 PANEL MOUNT

The 3 pin snap-in IEC 13 panel mount is rated at 250Vac 10A.

Code
ACS203



IEC C14 PANEL MOUNT- FUSED

Chassis mount socket with fuse compartment
Uses M205 type fuse with space for a spare
10A 240VAC

CHASSIS SNAP-FIT

Code
ACS133



SCREW MOUNT

Code
ACS132

Shown with boot sold separate



RUBBER BOOT TO SUIT

Code
H1474

IEC C13 CABLE RETAINER

IEC Plug safety retainer. Prevents accidental removals. The mounting ears of the clamps align with the mounting ears on the panel mount connectors.

Code
RET106



IEC C13 PANEL SOCKET SETS

Female IEC.
All Sockets.
Common rail.
Solder contacts.
Panel mount.

Socket	Hole	Code
5x	120x32mm	ACS507



IEC C8 PANEL MOUNT

Suits ACL104 lead
With battery switch

PCB Mount

Code
ACS205



SOLDER TAGS

Code
ACS204

AC INPUT SOCKET SQUARE

Suits 16x10mm
Square lead
[Old National]

Code
ACS201



IEC-LOCK C13 PANEL SOCKET

With IEC Locking button.
Suits any IEC C14 Plug.

Code
IEC207



IEC-LOCK C13 PANEL SOCKET - 4 WAY

4 way C13 sockets.

Each outlet has an independent IEC locking mechanism against accidental disconnection and maintains uptime

The module has a snap-in mounting from the front.

Solder terminal or quick connect from single terminal.

Suits cables with IEC C14 Plug.

Size: 119x35x28mm

Code
IEC204



IEC-LOCK C13 PANEL SOCKET - 6 WAY

6 way C13 sockets.

Each outlet has an independent IEC locking mechanism against accidental disconnection and maintains uptime

The module has a snap-in mounting from the front.

Solder terminal or quick connect from single terminal.

Suits cables with IEC C14 Plug.

Size: 177x35x28mm

Code
IEC206



IEC-LOCK C19 PANEL SOCKET

With IEC Locking button.
Suits any IEC C20 Plug.

Code
IEC209





GPO-LOCK™ MAINS SOCKET 10A

These 10A power sockets are designed for easy and fast installation into PDU's with either Copper Wire, PCB or Bus Bar installation types. Compatible with any standard 10A Australian Mains Plug. GPO-LOCK™ secures the mains plug into the socket by locking its earth pin.

Type	Code
Wire Type	LPW1-0W
PCB / Bus Bar Type	LPW1-0P



Wire Type



Bus Bars Type

GPO-LOCK®

MAINS PANEL GPO SOCKET

240VAC FLUSH MOUNT

Two Panel Depths: (Size)
1.2mm min panel thickness.
Two Connect Types: (Type)
Wire is screw hold 5mm entry.
PCB is M3 screw type.

10A SOCKET

Type	Code
Wire	PW1-0W
PCB	PW1-0P



15A OVERSIZED EARTH

Type	Code
Wire	PW1-5W



SURFACE MOUNT AC POWER SOCKET

Single outlet surface socket, 240V AC 10A, back wired, 4 terminal.

Type	Code
Single	ACS3010



DUAL SOCKET

Type	Code
Dual	ACS3012



QUICK CONNECT SURFACE SOCKET 10A AC

Quick connect 3 PIN FLAT 250Vac 10A
TPS 1.5mm & 2.5mm compatible.

Code
ACS3011



CLIPSAL QUICK CONNECT POWER SOCKET 413QC

Quick connect 3 Pin Inline or end terminal. Simply strip outer sheath exposing insulated wires lay across the terminals push to close for contact. Cable clamped ready to go.

CLIPSAL

Code
CLI413



LAMP CORD TWIN

7A 2 CORE 100M

Double Insulated Extra flexible
Fully approved 240Vac cable.

Colour	Size	Code
Black	0.75mm ²	PWC2-10B

prolink



MAINS CORD WITH EARTH

10A 3 CORE 100M

Double Insulated Extra flexible
Fully approved 240Vac cable.

Colour	Size	Code
Black	1.0mm ²	PWC3-10B


prolink



3 CORE 7.5A MAINS ELECTRICAL CABLE

This 3-core ordinary duty power cable can be used for extension leads and for domestic appliances. Plain annealed copper conductor. 0.75mm². 100M per roll. Complies with AS/NZS 3191 and AS/NZS 3808 standards.

Length	100M	100M
O/D	6.8mm	6.8mm
Colour	White	Grey
Amps	7.5A	7.5A
Size	24x 0.2mm	24x 0.2mm
Nom. Area	0.75mm ²	0.75mm ²
Code	PWC3751WH	PWC3751GY



3 CORE 15A MAINS ELECTRICAL CABLE ORANGE

This 3-core ordinary duty power cable can be used for extension leads and for domestic appliances. Plain annealed copper conductor. Orange sheath. 1.5mm². 100M per roll. Complies with AS/NZS 3191 and AS/NZS 3808 standards.

Length	100M
O/D	8.3mm
Colour	Orange
Amps	15A
Size	30x 0.25mm
Nom. Area	1.5mm ²
Code	PWC3151OR



BUILDING CABLE FLAT

SINGLE / TWIN / TWIN & EARTH AUSTRALIAN STANDARDS APPROVED

Size	Nom. Area	Core	Length	Code
7x 0.5mm	1.5mm ²	1	100M	SD1151
7x 0.5mm	1.5mm ²	2	100M	PWF2151
7x 0.67mm	2.5mm ²	2	100M	PWF2251
7x 0.5mm	1.5mm ²	3	100M	PWF3151
7x 0.67mm	2.5mm ²	3	100M	PWF3251
7x 0.85mm	4.0mm ²	3	100M	PWF3401
7x 1.04mm	6.0mm ²	3	100M	PWF3601



SINGLE CORE FLEXIBLE EARTH CABLE 100M

AS/NZS 1125, AS/NZS 5000.1, AS/NZS3808

Length	100M	100M
O/D	2.8mm	3.6mm
Colour	Green/Yellow	Yellow/Green
Strands	24x 0.2mm	7x 0.67mm
Nom. Area	0.75mm ²	2.5mm ²
Code	F1075VT-GRN/YL	SR1251GN/Y





AC PLUG STANDARD

Traditional power plugs Screw terminal
3 Pin 10 Amp 240Vac Rated

Colour	QTY	Code
Clear	1	ACP3P10CL
Grey	1	ACP3P10GY
White	1	ACP3P10WH
Black	1	ACP3P10BK



AC PLUG STANDARD BULK

BULK PACK OF 10 PIECES

Traditional power plugs 10 Amp 240Vac Rated

Colour	QTY	Code
Clear	10	ACP3P10CL10
Grey	10	ACP3P10GY10
White	10	ACP3P10WH10
Black	10	ACP3P10BK10



Order 1 to receive pack of 10

AC PLUG SMALL-ENTRY

2-Core Flex entry boot.
Screw terminal 3 Pin.
7 Amp 240Vac Rated.

Colour	QTY	Code
Black	1	ACP2C10BK
White	1	ACP2C10WH



AC PLUG SMALL-ENTRY BULK

BULK PACK OF 10 PIECES

2-Core Flex power plugs
7 Amp 240Vac Rated

Colour	QTY	Code
Black	10	ACP2C10BK10
White	10	ACP2C10WH10



Order 1 to receive pack of 10

AC PLUG RIGHT ANGLE

240V 10Amp Hard plastic
Available in black, white or clear

Colour	Code
Black	ACP410BK
Clear	ACP410CL
White	ACP410WH



AC SOCKET STANDARD

Traditional power socket For
extension cords, etc. Screw terminal
3 Pin 10 Amp 240Vac Rated

Colour	Code
Clear	CES310
White	CES110
Grey	CES111



10A 3 PIN CAPTIVE AC POWER PLUG - IP66

Compatible with 56 Series connectors.
Fits standard sockets too.
Colour refers to the Captive Ring.
Weather proof outdoor connection.

Colour	Code
Orange	TP310OR



10A CAPTIVE AC SOCKET - IP66

INDUSTRIAL IP66 WEATHERPROOF

Colour	Code
Grey	TCSC310GY
Orange	TCSC310OR



15A AC PLUG HEAVY DUTY

Extra Large Earth Pins Screw terminal
3 Pin 15 Amp 240Vac Rated

Colour	Code
Clear	ACP3P15CL
Grey	ACP3P15GY
White	ACP3P15WH
Black	ACP3P15BK



GENUINE HPM

Clear	ACP315
Grey	ACP115



15A SOCKET HEAVY DUTY

Over-sized Earth-Pin
Suits 15A Power Plugs

Colour	Code
Clear	CES315
Grey	CES115



15A 3 PIN CAPTIVE POWER PLUG - IP66

OVERSIZED EARTH PIN TYPE

15A 3 Flat Pin IP66 250V
Colour refers to the locking shroud.

Colour	Code
Orange	TP315OR
Grey	TP315GY



15A CAPTIVE AC SOCKET - IP66

INDUSTRIAL IP66 OVERSIZED EARTH PIN

Colour	Code
Orange	TCSC315OR



20A CAPTIVE MAINS PLUG IP66

20A - ALL PINS OVERSIZED

Not a standard plug. All pins are over-sized
for high current. Compatible with 56 series
screw lock shroud (Colour).

Colour	Code
Orange	TP320F-OR



ROUND PIN PLUG

ROUND PINS & FLAT EARTH

110Vac 10A. 4.7mm solid brass round.
12mm apart. Plus flat earth pin.

Colour	Code
Grey	ACP439GY



ROUND PIN SOCKET

110Vac 10A. 2 round live contacts and flat earth.
Genuine Clipsal S438 / 110

Colour	Code
Clear	ACS438TR
Grey	ACS438GY



SUSPENSION SWITCHED SOCKET 10A

Suspended, switched mains socket with switch
Double pole, single throw switch mechanism
Cable input M20 cable gland with locknut
Qualified electricians only

Amps	Code
10A	SPP10

Amps	Code
15A	SPP15





Electrical Industrial

250V 20A 3 ROUND PIN INDUSTRIAL PLUGS IP66

STRAIGHT PLUG MALE

IP66 ingress resistant.
Dimensions: 144x72mmØ.

Pins	Current	Code
3	20A	TP320



250V 32A 3 ROUND PIN INDUSTRIAL PLUGS - IP66

STRAIGHT PLUG MALE

250V 32A industrial plug with 3 Round pin.
IP66 ingress resistant.
Dimensions: 170x72mmØ.

Pins	Current	Code
3	32A	TP332



440V INDUSTRIAL PLUGS IP66

Industrial grade high power connections. Professional industrial grade. Screw locking for a secure connection. Large cable entry grommet. Rubber seals and UV resistant plastics for weather resistant IP66. Clear backs for easy cable connect inspection.

STRAIGHT PLUG MALE

Pins	Current	Code
4	10A	TP410
4	20A	TP420
4	32A	TP432
4	40A	TP440
4	50A	TP450
5	10A	TP510
5	20A	TP520
5	32A	TP532
5	40A	TP540
5	50A	TP550



Compatible with 56 Series connectors.

440V INDUSTRIAL PLUGS ANGLED IP66

ANGLED PLUG

Pins	Current	Code
4	10A	TPA410
4	20A	TPA420
4	32A	TPA432
5	10A	TPA510
5	20A	TPA520
5	32A	TPA532



Compatible with 56 Series connectors.

440V INDUSTRIAL EXTENSION SOCKETS IP66

IN-LINE SOCKETS

Pins	Current	Code
4	10A	TCSC410
4	20A	TCSC420
4	32A	TCSC432
5	10A	TCSC510
5	20A	TCSC520
5	32A	TCSC532
5	50A	TCSC550



Compatible with 56 Series connectors.

250V INDUSTRIAL OUTLET SURFACE MOUNT 20A

ROUND PINS & IP66 RATING

20A Industrial grade high power switching outlet. Screw locking for a secure connection. Rubber seals and UV resistant IP66. Surface mount casing with cap blocked conduit entry points.

Pins	Current	Code
3	20A	TCO320



250V INDUSTRIAL OUTLET SURFACE MOUNT 32A

ROUND PINS & IP66 INGRESS RATING

32A Industrial grade high power switching outlet. Screw locking for a secure connection. Rubber seals and UV resistant IP66. Surface mount casing with cap blocked conduit entry points.

Pins	Current	Code
3	32A	TSO332



COMBINATION SWITCH & SOCKET

Pins	Current	Code
3	32A	TCO332



440V INDUSTRIAL OUTLET SURFACE MOUNT

ROUND PINS & FULL IP66 RATING

Industrial grade high power wall socket. Screw locking for a secure connection. Large cable entry with locking grommet strain relief. Rubber seals and UV resistant plastics for weather resistant IP66. Clear backs for easy cable connect inspection.

Pins	Current	Code
4	10A	TSO410
4	20A	TSO420
4	32A	TSO432
5	10A	TSO510
5	20A	TSO520
5	32A	TSO532
5	40A	TSO540
5	50A	TSO550



COMBINATION SWITCH & SOCKET

Pins	Current	Code
4	10A	TCO410
4	20A	TCO420
4	32A	TCO432
4	40A	TCO440
4	50A	TCO450
5	10A	TCO510
5	20A	TCO520
5	32A	TCO532
5	40A	TCO540
5	50A	TCO550



Compatible with 56 Series connectors.



250V OUTLET 10A & 15A SUIT CAPTIVE PLUGS SUITS TP310, TP315, etc.

Pins	Current	Code
3	10A	TSO310
3	15A	TSO315

Accepts standard 250Vac plug types up to 50mmØ or Captive Plug types.
Compatible with 56 Series connectors.
Excellent weather proofing IP66.



250V OUTLET 10A & 15A CAPTIVE SWITCHED SUITS TP310, TP315, etc.

Pins	Current	Code
3	10A	TCO310
3	15A	TCO315

Accepts standard 250Vac plug types up to 50mmØ or Captive Plug types.
Compatible with 56 Series connectors.



250V / 440V INDUSTRIAL SWITCH IP66

Industrial grade high power switching and connecting solutions with screw locking for a secure connection. Large cable entry with locking grommet strain relief. Rubber seals and UV resistant plastics for weather resistant IP66. Professional industrial grade.

Current	Pole	Code
10A	2	TSW210
20A	2	TSW220
10A	3	TSW310
20A	3	TSW320
32A	3	TSW332
50A	3	TSW350
63A	3	TSW363



250V SWITCH IP56 10A

Heavy duty industrial grade plastic case. IP56 weatherproof protection. Available in 1 gang (70x70x64mm) and 2 gang (70x112x64mm).

Type	Amps	Code
1-gang	10A	ISW1010
2-gang	10A	ISW2010



250VAC WALL SOCKET IP53 10A/15A

Heavy duty industrial grade plastic case. IP53 Weatherproof protection design.

Amps	Type	Code
10A	One Way	WPS1001
10A	Two Way	WPS1002

Amps	Type	Code
15A	One Way	WPS1501
15A	Two Way	WPS1502



CHANGEOVER SWITCH PANEL MOUNT

4 pole changeover switch.
Panel mount rotary switch
two position with centre off.
Assorted contact current
ratings available.



Volts	Amps	Size	Code
220-440Vac	20A	112x59x54mm	UKT-4-8213-P20
220-440Vac	40A	120x60x54mm	UKT-4-8213-P40
220-690Vac	63A	136x88x88mm	UKT-4-8213-P63

CHANGEOVER SWITCH ENCLOSED

4 pole changeover switch.
Enclosed rotary switch two
position with centre off.
Assorted contact current
ratings available.



Volts	Amps	Size	Code
220-440Vac	20A	175x110x130mm	UKT3-4-8213-E20
220-440Vac	40A	175x110x130mm	UKT3-4-8213-E40
220-690Vac	63A	239x142x190mm	UKT3-4-8213-E63
220-690Vac	100A	239x142x190mm	UKT3-4-8213-E100

20A 500V INDUSTRIAL 3 POSITION CENTRE OFF

Large cable entry with locking grommet strain relief. Rubber seals and UV resistant plastics for weather resistant IP66. Professional industrial grade.



FORWARD REVERSE SWITCH

Pole	Current	Code
3PDT	20A	TSW320F-R



CHANGE-OVER SWITCH

Three position 1 / Off / 2.

Pole	Current	Code
3PDT	20A	TSW32CO

Image for illustration purposes only. Label may differ to stock.
Three pole, Double throw with centre Off*.

IP66 WATERPROOF ISOLATOR SWITCH

Conforms to the IEC60947 standard, this weather proof isolator switch features compact design, 20A 250VAC, IP 66 rating to prevent water and dust ingress. Size: 84x84x70mm SPDT

Voltage	Amps	Code
250VAC	20A	ISW1020



LARGE

IP66 waterproof isolator switch for various industrial applications. Size: 79x172x72mm

Pole	Amps	Voltage	Code
1	20A	240VAC	ISW1P20L
1	32A	250VAC	ISW1P32L
1	63A	250VAC	ISW1P63L

Pole	Amps	Voltage	Code
3	20A	500VAC	ISW3P20L
3	32A	500VAC	ISW3P32L
3	63A	500VAC	ISW3P63L





Power & Lighting

AC Power Wall Plates

HORIZONTAL WALL POWER OUTLET

250V AC Power Outlet with screws, and removable cover plate. 10A. Approximately 118x74x12mm

Type	Code
1 Way	WP1110
2 Way	WP1210



DOUBLE POLE SWITCHES 10A

Type	Code
2 Way	WP1219



WALL POWER OUTLET PLUS

10A 250V AC Power Outlet with extra switch. Comes with screws, removable cover plate. Approximately 118x74x12mm in size.

Type	Code
1 x GPO + 1x additional switch	WP1118
2 x GPO + 1x additional switch	WP1218



HORIZONTAL WALL POWER OUTLET 10A

BLACK COVER

10A 250V AC Power outlet with screws and removable cover plate. 118x74x12mm. Black.

Type	Code
1 Way	WP1110BK
2 Way	WP1210BK
4 Way	WP1410BK



WITH EXTRA 250V 16A SWITCH

Type	Code
Dual sockets & Extra switch	WP1218BK

HORIZONTAL WALL POWER OUTLET 10A

WITH STAINLESS STEEL COVER

250V AC power wall outlet with switches, earth cable, screws and a 2mm thick stainless steel cover. 10A. Size: 129x85mm.

Type	Code
1 Way	WP1110SB
2 Way	WP1210SB



& EXTRA SWITCH

Type	Code
Dual sockets & Extra switch	WP1218SB

SLIMLINE HORIZONTAL WALL POWER OUTLET

SLIM PLATE 8MM WHITE

10A 250V AC Power Outlet with screws, and removable cover plate. 118x74x8mm Low Profile Facia.

Type	Code
1 Way	WP2110
2 Way	WP2210

WITH EXTRA SWITCH

Type	Code
Dual sockets & Extra switch	WP2218



SLIM 8mm

16A 250Vac Snap-In Power Switch
Labelled switches are available....



SLIMLINE HORIZONTAL WALL POWER OUTLET 10A

BLACK COVER

10A 250V AC Power outlet with screws and removable cover plate. 118x74x8mm. Low profile facia. Black.

Type	Code
1 Way	WP2110BK
2 Way	WP2210BK

WITH EXTRA 250V 16A SWITCH

Type	Code
Dual sockets & Extra switch	WP2218BK



SLIM 8mm



HORIZONTAL WALL POWER OUTLET 15A

OVERSIZED EARTH PIN ACCEPTS 15A & 10A

250Vac power outlet with screws and removable cover plate. 15A.
Size: 118x74x12mm

Type	Code
1 Way	WP1115
2 Way	WP0215



SLIMLINE HORIZONTAL WALL POWER OUTLET 15A

OVERSIZED EARTH PIN ACCEPTS 15A & 10A

250Vac power outlet with screws and removable cover plate. 15A.
Size: 118x74x8mm

Type	Code
1 Way	WP2115



SLIM 8mm

VERTICAL POWER OUTLET 10A

10A 250V AC power outlet with screws, and removable cover plate. White.

Type	Code
1 Way	WP1110V
2 Way	WP1210V



VERTICAL WALL OUTLET 10A + EXTRA SWITCH

WITH EXTRA 250V 16A SWITCH

10A 250V AC power outlet with extra 250V 16A switch. Comes with screws, and removable cover plate. White.

Type	Code
Dual sockets & Extra switch	WP1210VS



HORIZONTAL WALL POWER OUTLET 25A

250Vac power point GPO outlet with screws and removable cover plate. 25A. With L shaped earth pin. 118x74x12mm.

Type	Code
1 Way	WP1125



HORIZONTAL WALL POWER OUTLET 32A

250Vac power point GPO outlet with screws and removable cover plate. 32A. With U shaped earth pin. 118x85x12mm.

Type	Code
1 Way	WP1132



FOUR WAY POWER OUTLET

INDIVIDUALLY SWITCHED

4 way power wall sockets with individual switch. 10A 250V AC, comes with mounting screws and removable cover plate. Approximately 196x77x12mm

Colour	Type	Code
White	4 Way	WP1410



Colour	Type	Code
Black	4 Way	WP1410BK



CLIPSAL® COMPATIBLE WALL PLATE BLANK

CLIPSAL® COMPATIBLE

Blank wall plate future expansion or customisation. Hole punch markers. 10mm Thick is standard,

Size	Code
120x76x10mm	CWP-001

SLIM 8mm
8mm Thick is low profile

Size	Code
120x76x8mm	CWP00



WALL BLANKING PLATE

Standard sized, classic styled like old-school HPM®. Includes screws and screw caps.

Code
WBP10



RECESSED CARAVAN POWER OUTLET & COVER

10A Power outlets with 3 pin sockets and weatherproof lid. Used to take 240Vac power from the RV.

Colour	Amps	Code
Black	10A	CO-10BK
White	10A	CO-10WH

Colour	Amps	Code
Black	15A	CO-15BK
White	15A	CO-15WH



RECESSED CARAVAN POWER INLET & COVER

10A Power outlets with 3 pin plugs and weatherproof lid. Used to provide 240Vac power to the RV.

Colour	Amps	Code
Black	10A	CI-10BK
White	10A	CI-10WH

Colour	Amps	Code
Black	15A	CI-15BK
White	15A	CI-15WH






Power & Lighting

AC Power Wall Plates - Recessed

RECESSED POWER POINT

Compatible with all wall outlets,
(Does not include wall outlet itself).
Metal bracket. White.
70mm/90mm depth.

Code
WP-REC1



RECESSED 240V POWER OUTLET

SINGLE OUTLET 60mm

High quality single power outlet. Can be fitted standard
'C' Clip and Stud Brackets. Cut out 76mm x 52mm.
Minimum depth for 10mm plaster 60mm or masonry
70mm. Appliance Outlet approval NSW24133.

Code
AV-RPS01



RECESSED WALL BOX - WITH 2 INSERTS

TWO BLANK CLIPSAL® COMPATIBLE INSERTS FOR EXPANSION

Internal dimension: 120x82x60mm
Face plate dimension: 185x145mm with a 130x90mm opening
Hole cutout: 166x100mm
Can hold 1x Australian standard power outlet and
2x clipsal® compatible AV inserts (not included)
Fast installation with no brackets required
Flip-out wall retainers.
Wall thickness Min: 8mm Max:20mm
Not suitable for masonry

Code
AV-RPS02



RECESSED WALL PLATE BOX

DESIGNED FOR 70 & 90MM CAVITIES

This recessed wallplate box can house a standard
size wallplate for power, TV, A/V, data points, etc.
Features clamp design for fast and easy installation.
Compatible with all major wall outlet brands.
Designed for 70mm and 90mm wall cavities
with a 168x120mm cutout dimension.
Simple twist clamp design for easy installation.
Paintable faceplate.
High quality heat resistant plastic.

Cutout Size Code
168x120mm RWB-01



WITH BRUSH PLATE & AV SLOT FOR CLIPSAL TYPE INSERT

Cutout Size Code
168x120mm RWB-02



Example only.
Supplied empty.

RECESSED HIDDEN MEDIA HUB

HIDES UP TO 5 WALL PLATES

Box Dimensions: 285x250x70mm
Can hold up to 5 standard face plates
Store units like HDMI converters, etc.
Paintable fascia 330x295mm
In-wall and ceiling applications

Code
MHUB1



Example only.
Supplied empty.



AC Power Wall Plates - USB Power

2 OUTLET GPO POWER POINT WITH DUAL USB

2x wall mount 10A power point with
2x USB charging outlets (3.1A total).
Size: 115x70x50mm.

WHITE COVER PLATE

Type Colour Code
2 Way White WP1210U-WH



BLACK COVER PLATE

Type Colour Code
2 Way Black WP1210U-BK



4 OUTLET USB CHARGING WALL PLATE - 3.1A

Provides four USB charging outlets for a
total of 3.1A Rapid Charge power supply.
The same size as a standard Australian
power point and can directly replace
an existing power point. Size:
115x70x50mm

USB Outlet 5VDC 3.1A Total
Code PT9804



CLIP OVER WALL PLATE COVER - USB 3.4A

FITS OVER AN EXISTING DUAL WALL PLATE - NO ELECTRICIAN REQUIRED

This clip over wall plate adaptor can be
easily fixed to an existing dual power
point wall plate to add USB charging
outlets without requiring an electrician to
rewire. This wall plate cover has 2x
AC power sockets and
2x USB outlets of 3.4A

Code
CWP1022





ARCHITRAVE SWITCH - HPM CLASSIC


SINGLE GANG SWITCH

Code
MSW10



SINGLE MOUNTING BLOCK

Code
MBW71



ARCHITRAVE SWITCH DUAL GANG - HPM CLASSIC

GENUINE HPM SWITCH

Code
MSW30



ARCHITRAVE SWITCH CLIPSAL® COMPATIBLE

COVER PLATE INCLUDED

16A 250V AC, 1 to 4 Way switch with mounting screws and removable front cover. White.

Switch	Size	Code
1	31x83x11mm	WSA1001
2	31x83x11mm	WSA1002
3	31x100x11mm	WSA1003
4	31x135x11mm	WSA1004



CEILING ROSE

White 4 terminal

Code
CR94



BATTEN HOLDER

Standard bayonet

Code
BH10



MOUNTING BLOCKS

Stand-Off mounting block
Standard Wall plate size
Suit Clipsal® & HPM®

Depth	Code
13mm	MBL2
35mm	MBL1



MOUNTING BLOCKS

TO SUIT 4 WAY POWER OUTLETS

Stand-Off mounting block for 4 way power outlets available in Black or White and two heights.

Colour	Dimensions	Code
White	192x74x16mm	MBL4-16
White	192x74x25mm	MBL4-25
Black	192x74x16mm	MBL4BK-16
Black	192x74x25mm	MBL4BK-25



WALL PLATE SWITCH

16A 250V AC Power Outlet with screws, and removable cover plate. Approximately 118x74x12mm Facia.

VERTICAL

Switch	Code
1	WSV1001
2	WSV1002
3	WSV1003
4	WSV1004
5	WSV1005
6	WSV1006



HORIZONTAL

Switch	Code
1	WSH1001
2	WSH1002
3	WSH1003
4	WSH1004
5	WSH1005
6	WSH1006



BLACK


Switch	Code
1	WSH1001BK
2	WSH1002BK
3	WSH1003BK
4	WSH1004BK
5	WSH1005BK
6	WSH1006BK



SWITCH WITH STAINLESS STEEL WALL PLATE

16A 250V AC multiple power switches. Stainless steel wall plate. Special fingerprint resistant coating, black plastic switches. Comes with screws, and earth cable. Flush mount 130x80mm.

Switch	Code
1	WSH1001SB
2	WSH1002SB
3	WSH1003SB
4	WSH1004SB
5	WSH1005SB
6	WSH1006SB



WALL PLATE SWITCH - SLIMLINE

16A 250V AC multiple power switches. Comes with screws, and removable cover plate. 118x74x8mm Low Profile Facia.

SLIM 8mm

VERTICAL

Switch	Code
1	WSV2001
2	WSV2002
3	WSV2003
4	WSV2004
5	WSV2005
6	WSV2006



SLIM 8mm

HORIZONTAL

Switch	Code
1	WSH2001
2	WSH2002
3	WSH2003
4	WSH2004
5	WSH2005
6	WSH2006



SLIM 8mm

BLACK

Switch	Code
1	WSH2001BK
2	WSH2002BK
3	WSH2003BK
4	WSH2004BK
5	WSH2005BK
6	WSH2006BK





Power & Lighting

CLIPSAL® COMPATIBLE WALL PLATES 2000

White 118x72mm Two piece plate.
CWP01B is a Black version.


Type	Code
1way	CWP01
1way	CWP01B
2way	CWP02
3way	CWP03
4way	CWP04
5way	CWP05
6way	CWP06



CLIPSAL® COMPATIBLE WALLPLATE

White 116x75mm.
Two piece wallplate.

Type	Code
1	CWP-201
2	CWP-202
3	CWP-203
4	CWP-204
5	CWP-205
6	CWP-206



CLIPSAL® COMPATIBLE WALLPLATE METALLIC

OVERSIZED FLUSH STAINLESS STEEL

Covered with special fingerprint resistance coating on the face of the wallplate.
1mm thick. Clipsal insert compatible.
Over sized: 136x87mm

Type	Code
1	WPSS-1
2	WPSS-2
3	WPSS-3
4	WPSS-4
5	WPSS-5
6	WPSS-6



CLIPSAL® COMPATIBLE WITH LABEL

Standard White 118x72mm
Premium Two piece plate
Single hole for inserts.
Paper label with plastic cover.

Code
WPL100



White 118x72mm Two piece plate.
Paper label with plastic cover.

Code
WPL200



CLIPSAL® COMPATIBLE + INGRESS BOOT

2X CLIPSAL® COMPATIBLE BLANK INSERTS

Push through cable management solution for computer networks, home theatre systems, or any other application which involves in-wall cabling. Cabling remains neat, tidy and secure via the cable management push through system. Easy to run cables through the wall. 2 way outlet also includes 2 blank inserts. Silicon ingress boot.

Code
WP62



CLIPSAL® COMPATIBLE WALL PLATE ARCHITRAVE

CLIPSAL® STYLE

Accepts a switch or any of the following inserts. Surrounds hides screws and eases painting. Compatible with Clipsal® 2000 series.

Type	Code
1	CWP101
2	CWP102



8 PORT UNLOADED PANEL - CLIPSAL COMPATIBLE

8 port unloaded recessed metal panel.
Compatible with Clipsal type inserts.
Designed for desktop or workstation.
Size: 275x50x8mm

Code
DA803





AC Power Switch

SWITCH INSERTS - CLIPSAL® COMPATIBLE

Switches to suit wall plates. Available from standard switches to heavy duty terminals.

Label	Type	Amps	Code
Blank	SPDT	16A	SW-SM16
Blank	DPDT	10A	SW-INTM
Blank	DPST	35A	SW-DP35
Fan	SPDT	16A	SW-FAN
Light	SPDT	16A	SW-LIGHT
Living	SPDT	16A	SW-LIV
Lounge	SPDT	16A	SW-LOUNGE
Study	SPDT	16A	SW-STUDY
Zone1	SPDT	16A	SW-ZONE1
Zone2	SPDT	16A	SW-ZONE2
Heat	DPST	35A	SW-HEAT
Hot	DPST	35A	SW-HOT
Oven	DPST	35A	SW-OVEN
Range	DPST	35A	SW-RANGE
Stove	SPST	35A	SW-STOVE
Amber	Neon		SW-AMBER
Green	Neon		SW-GREEN
Red	Neon		SW-RED

Neon lamps are 240Vac indicators only (not a switch).



BLANK - CLIPSAL® COMPATIBLE

For blanking off empty unused holes or for custom fitting connectors

Code
WPI200



WALL PLATE INSERTS - AUDIO VISUAL SOCKETS

SEE CABLES & CONNECTORS SECTION 02

We sell a comprehensive range of Clipsal® compatible inserts. Many types available Including Antenna, TV, Audio, Video, CAT5, etc.



LED LOAD CORRECTION DEVICE - CLIPSAL®

The Clipsal Load Correction Device is designed to improve the dimming performance of most dimmable LEDs/CFLs, when used in conjunction with a 2-Wire Dimmers. This affordable solution will compensate for the shortcomings seen in many of these complex and low-powered load types. It helps to resolve the compatibility issues when dimming the new non-resistive loads with phase-controlled dimmers.

Code
CLI31LCDA



CLIPSAL®



TRAILING EDGE DIMMER MODULE

Flicker-free dimming operation. Suitable for low voltage lighting with iron-core transformers or incandescent or Trailing-Edge compatible LEDs & SMPS. EMC compliant. Suits to wide range of wall plates or mounting accessories like Clipsal.

Type Trailing Edge
Voltage 230-240VAC
Max. Load 400W
Code DM400



DIMMER & SWITCH WALL PLATE

Code
DM401



PUSH-BUTTON DIMMER - CLIPSAL® COMPATIBLE

PUSH I/O & PUSH-LONG SETS DIMMING LEVEL

Push-short switches On and Off
Push-long slowly dims up
Push-long again dims down
On/Off retains previous dim setting
Requires wall plate
Clipsal® compatible
Incandescent 350W max.
Hallogen/transformers 350VA max.
LED Lighting 150W max.
Minimum load 10W
Blue LED indicator
Programmable min/max setting

Code
DM410



AC Power USB

USB WALL PLATE INSERT 5V 2.1A CHARGER

240VAC INPUT KEYSTONE & CLIPSAL® COMPATIBLE

240Vac Screw Terminal Input
5V 2.1A USB Output
Fits standard Keystone socket
Includes Clipsal® Type Adaptor
100-240Vac 0.2A Input
Screw Terminals (3.5mm OD)
Back 32x21mm, 47mm deep

USB-A

Code
USB-PS01

USB-C

Code
USB-PC01



5V 2.4A USB CLIPSAL® COMPATIBLE INSERT

This single USB insert is compatible with Clipsal style wall plates, etc. 240V AC input. Suits DA803 panel.
USB Charger: 5Vdc 2.4A Output.
Compliant to Australian Standards.
Body is 22x28mm, 30mm deep.

Code
WPI202



5V 2.1A USB CHARGING KEYSTONE INSERT - DC

6V TO 24Vdc INPUT

Standard Keystone insert with Clipsal compatible adaptor included.

Code
PK4918





Power & Lighting

□ AC Power Wall Plates Large Dolly

LARGE DOLLY SWITCH WITH LARGE WALLPLATE

Extra large GPO switch outlet with standard sized wallplate is ergonomically designed for particular ease of use, by all ages, and including people with disabilities. 16A 250V AC power outlet with screws, and complete with clip-on cover one or two way mech with 4 terminals including loop.

Switch	Code
1	SLDX1
2	SLDX2
3	SLDX3
4	SLDX4



118x118x12mm

LARGE DOLLY SWITCH ON STANDARD WALLPLATE

Extra large GPO switch outlet with standard sized wallplate is ergonomically designed for particular ease of use, by all ages, and including people with disabilities. 16A 250V AC power outlet with screws, and complete with clip-on cover one or two way mech with 4 terminals including loop. Facia size ~118x74mm

Switch	Code
1	SLD1
2	SLD2



LARGE DOLLY WALL POWER OUTLET 10A

250Vac power outlet with screws and removable cover plate. 10A.

Type	Size	Code
1 Way	118x74x12mm	GLD1010
2 Way	118x118x12mm	GLDX2010



LARGE DOLLY WALL POWER OUTLET 15A

OVERSIZED EARTH PIN ACCEPTS 15A & 10A

250Vac power outlet with screws and removable cover plate. 15A.

Type	Size	Code
1 Way	118x74x12mm	GLD1015
2 Way	118x118x12mm	GLDX2015



LARGE DOLLY 10A OUTLET + EXTRA SWITCH

10A 250V AC power outlet with extra 16A Large Dolly power switch. Comes with screws, removable cover plate. Approximately 118x118x12mm

Type	Code
1 x GPO + 1x additional switch	GLDX1010



LARGE DOLLY 15A OUTLET WITH EXTRA SWITCH

15A 250V AC power outlet with oversized earth pin plus extra 16A Large Dolly power switch. Comes with screws, removable cover plate. Approximately 118x118x12mm


Type	Code
1 x GPO + 1x additional switch	GLDX1015



LARGE DOLLY COMPATIBLE LARGE WALL PLATES

White, 118x118x12mm. Two piece plate. Suitable for Large Dolly switch mechanisms and Large Dolly to Clipsal adaptor.

Type	Code
1 Way	PLDX1
2 Way	PLDX2
3 Way	PLDX3
4 Way	PLDX4



LARGE DOLLY COMPATIBLE WALL PLATES

White, 118x74x12mm. Two piece plate. Suitable for Large Dolly switch mechanisms and Large Dolly to Clipsal adaptor.

Type	Code
Wall Plate	PLD1
Wall Plate	PLD2



LARGE DOLLY TO CLIPSAL ADAPTOR

Integrate any other standard data & electrical accessories to your Large Dolly wallplates. This adaptor allows you to add switches, dimmers, RJ45, TV sockets to the wallplate.

Code
ADLD



LARGE DOLLY SWITCH MECH WITH LOOP

16A 250V SPDT switch with 4 terminals including loop. To suit Large Dolly Wallplates.

Type	Amps	Code
SPDT 16A		SMLD1



LARGE DOLLY TWO SWITCH MECH

10A 250V DPDT switch with 6 terminals. To suit Large Dolly Wallplates.

Type	Amps	Code
DPDT 10A		SMLD2





Electrical Circuit Breakers DIN

MAIN SWITCH

Mains power switch
Colour bar indicator
240Vac/415Vac
60 or 100 Amp max. rated
Available in 1 or 3 pole.
DIN rail mounted.
1 AWG Cable entry.
Switch only, not a MCB.

Current	Pole	Code
63A	1	MS1063
100A	1	MS1100
100A	3	MS3100



RESIDUAL CURRENT DEVICES (RCD)

People protection against electrocution
30mA sensitivity RCD
2 pole (240V) or 4 pole (415V)
Suit 40A or 63A circuits
Test button. 1 AWG Wiring.

Current	Pole	Code
40A	2	RCD2040
63A	2	RCD2063
40A	4	RCD4040
63A	4	RCD4063



CIRCUIT BREAKERS (MCB) SINGLE-POLE

Up to 6kA breaking capacity
Delayed thermal triggered
Short circuit Magnetic triggered
C curve characteristic
Single pole, DIN mount
Suitable for 1 AWG cables

Current	Pole	Code
10A	1	MCB1010
16A	1	MCB1016
20A	1	MCB1020
25A	1	MCB1025
32A	1	MCB1032
40A	1	MCB1040
50A	1	MCB1050
63A	1	MCB1063



RCD/MCB COMBO LONG-TAIL 1 DIN

Magnetic long type with neutral tail
Combines over current (MCB) and earth leakage (RCD) protection in one single DIN unit.
Supplementary protection against the risk of electrocution (30mA).
Double pole switched on trigger.
Up to 6kA breaking capacity
Test button. 5 AWG Wiring.

Current	Pole	Code
10A	1	RCDM1610
16A	1	RCDM1616
20A	1	RCDM1620
25A	1	RCDM1625
32A	1	RCDM1632



CIRCUIT BREAKERS (MCB) DOUBLE POLE

Up to 6kA breaking capacity
Delayed thermal triggered
Short circuit Magnetic triggered
C curve characteristic
Double pole, DIN mount
Suitable for 1 AWG cables

Current	Pole	Code
10A	2	MCB2010
16A	2	MCB2016
20A	2	MCB2020
25A	2	MCB2025
32A	2	MCB2032
40A	2	MCB2040
50A	2	MCB2050
63A	2	MCB2063



RCD/MCB COMBO ELECTRO-MAGNETIC TRIPPING

Combines over current (MCB) and earth leakage (RCD) protection in the one 2-DIN unit.
Supplementary people protection against the risk of electrocution.
Double pole switched on trigger.
Up to 4.5kA breaking capacity.
Test button. 5 AWG Wiring.

Current	Pole	Code
10A	2	TRCD2410
16A	2	TRCD2416
20A	2	TRCD2420
32A	2	TRCD2432



CIRCUIT BREAKERS (MCB) THREE POLE

Up to 6kA breaking capacity
Delayed thermal triggered
Short circuit Magnetic triggered
C curve characteristic
3 pole, DIN mount
Suitable for 1 AWG cables

Current	Pole	Code
10A	3	MCB3010
16A	3	MCB3016
20A	3	MCB3020
25A	3	MCB3025
32A	3	MCB3032
40A	3	MCB3040
50A	3	MCB3050
63A	3	MCB3063



RCD/MCB COMBO ELECTRO-MAGNETIC 2 DIN

Combines over current (MCB) and earth leakage (RCD) protection in a double DIN unit.
Supplementary protection against the risk of electrocution (30mA).
Double pole switched on trigger.
Up to 10kA breaking capacity
Magnetic over-load tripping
Test button. 1 AWG Wiring.

Current	Pole	Code
10A	2	RCDM2610
16A	2	RCDM2616
20A	2	RCDM2620





Power & Lighting

45A DIN RAIL MOUNT 1 POLE KWH METER

A single phase Kilowatt Hour meter.
Measure up to 45A.
2000 impulse per kWh
Analogue display

Amps	Code
45A	KDSR201



100A DIN RAIL MOUNT 2 POLE KWH METER

A single phase Kilowatt Hour meter.
Measure up to 100A.
1000 impulse per kWh
Analogue display

Amps	Code
100A	KDSR210



100A DIN RAIL MOUNT 3 PHASE KWH METER 400V

4 WIRES

3 phase Kilowatt hour meter.
4 wire 3 phase unit measures up to 100A
3x 230/400Vac Nominal Voltage
Analogue display

Amps	Code
100A	KDRT370A



100A DIN RAIL MOUNT 3 PHASE KWH METER

7 WIRES

3 phase Kilowatt hour meter.
7 wire 3 phase unit measures up to 100A
3x 230/400Vac Nominal Voltage
Analogue display

Amps	Code
100A	KDRT301A



DIN RAIL POWER SUPPLY 12V/24VDC

The DR100 series DIN rail mount switching power supplies are designed with a fully isolated plastic case to prevent user contact and the risk of shock. Other standard features include its no load power consumption to save energy, short circuit, over load, over voltage and over temperature protections.

12VDC 7.5A / 24VDC 4.2A Power output

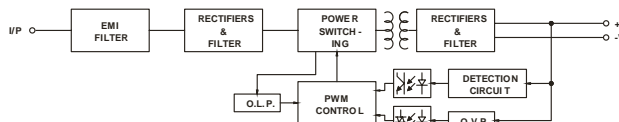
Integrated protection : overvoltage / overload / short circuit

Integrate to protect IT & security in home, office and retail environments

Designed for installation on DIN rail TS-35/7.5 or 15

Isolation class II

V out	I out	Code
12Vdc	7.5A	DR100-12
24Vdc	4.2A	DR100-24



LOW VOLTAGE SURGE PROTECTOR FOR DIN RAIL MOUNTING

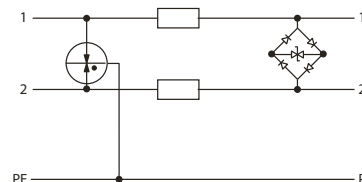
Surge arrester for double-wire systems/RS485 against surges at the boundaries from lightning protection zone 0>3.

Data network protector in according with IEC61643:21-2005.

Standard design for double-wire systems / RS485

Limit the transients with gas discharge tubes and Transzorb® diodes.

VNom.	5V	12V	24V
Vmax	8V	15V	33V
Current	0.5A	0.5A	1.0A
IMax.	10KA	10KA	10KA
Voltage protection level (1kV/μs,V)	<24	<38	
Voltage protection level (8/20μs,V)	<30	<45	<65
Code	DM-05/BO	DM-12/BO	DM24/BX



DIN RAIL END BRACKET

LOCKS POSITION

Suitable for 35mm top hat DIN rail mounts. Snaps into place then screw to provide a secure grip and prevent movement. Sold in singles.


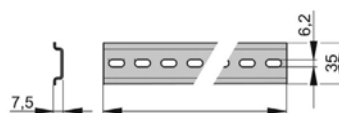
Code
DRC



DIN RAIL

Professional quality 35mm DIN Rail. Available in various lengths. Zinc Anodised Steel. Slotted for easy mounting.

Length	Description	Code
1M	Delivery Possible.	DRS1
2M	Pick-up only**	DRS2





□ DIN Mount Switch Board

DISTRIBUTION SWITCH BOARD - SURFACE MOUNT

Plastic enclosure modules for mounting MCBs, RCDs and other DIN rail type "O" items. Pole = 18mm wide. 20mm conduit punch-outs rear and side.

Pole	Code
1	PME1
2	PME2
4	PME4
6	PME6
8	PME8
12	PME12
18	PME18



DISTRIBUTION SWITCH BOARD - SURFACE MOUNT WITH COVER

LOAD CENTRE WITH PROTECTIVE LID

DIN Rail fits 4 to 45 pieces MCB/RCD 18mm type modules. Spacious to work with, plenty of room for cabling. ABS fire rated body. Transparent dust cover. Surface mount, easy to install, professional appearance. Includes blanking plates and labels. With Earth strips and Neutral strips.

Pole	Code
4	PDBL4
6	PDBL6
8	PDBL8
12	PDBL12
15	PDBL15
18	PDBL18
24	PDBL24
36	PDBL36
45	PDBL45



DISTRIBUTION SWITCH BOARD - RECESSED MOUNT WITH COVER

FLUSH MOUNT FOR A LOW PROFILE INSTALLATION

DIN Rail fits 8 to 36 pieces MCB/RCD 18mm type modules. Spacious to work with, plenty of room for cabling. ABS fire rated body. Transparent dust cover. Recessed about 70mm for a low profile surface. Includes blanking plates and labels. With Earth strips and Neutral strips.

Pole	Code
8	PDBL8R
12	PDBL12R
15	PDBL15R
18	PDBL18R
24	PDBL24R
36	PDBL36R



ACTIVE / NEUTRAL LINK BARS

Chassis mount bracket with tinted cover (Black or Red). Solid brass through terminal block with screws. Size is the cover. 7.3mm and 4.45mm terminals.

Term.	Current	Colour	Size	Code
2x 7mm, 3x 4mm	100A	Black	40x47x68mm	LNK005B
2x 7mm, 3x 4mm	100A	Red	40x47x68mm	LNK005R
2x 7mm, 5x 4mm	100A	Black	45x47x68mm	LNK007B
2x 7mm, 5x 4mm	100A	Red	45x47x68mm	LNK007R
4x 7mm, 8x 4mm	100A	Black	40x60x110mm	LNK012B
4x 7mm, 8x 4mm	100A	Red	40x60x110mm	LNK012R
4x 7mm, 10x 4mm	100A	Black	40x60x110mm	LNK014B
4x 7mm, 10x 4mm	100A	Red	40x60x110mm	LNK014R





Power & Lighting

DIN RAIL DISTRIBUTION BOARD

RACK MOUNT UN-POPULATED

Fits up to 24x 18mm DIN-mount items (sold separate). Front panel easily removable for maintenance. Supplied empty. Contains mounting kit, pole fillers & cable entry grommets. Earth stud on rear for AC applications. Fuses not included. Size: 483x133x110mm

12 POLE

Code
DBB312E



24 POLE

Code
DBB324E



24 POLE 4U

Code
DBB424



Fuses not included. Supplied empty (with blanking plates only)

DISTRIBUTION SWITCH BOARD - METAL SECURE

LOAD CENTRE WITH KEY ACCESS

Secure powder-coated metal enclosure for securing a load centre with key entry only. Fits 8, 12 or 18 modules. Suits 18mm modules. Surface mount on the wall of a building. Includes Earth strip and Neutral strip and labels, depending on model. Two keys supplied.

Pole	Height	Width	Depth	Code
8	300mm	230mm	95mm	MDB8
12	345mm	230mm	95mm	MDB12
18	450mm	230mm	95mm	MDB18



Electrical Junction Boxes

WALL MOUNTABLE METAL ENCLOSURES

HEAVY DUTY BOX POWDER COATED

Strong metal build powder-coated long-life enclosures. Hinged door with rubber-grommet sealed IP65 weather resistant. Bottom access panel with grommet. Back mounting plate. Excellent quality heavy duty.

Secure earth connection via brass bolt on both the case and the door.

Height	Width	Depth	Code
300mm	200mm	150mm	ME3215
400mm	300mm	200mm	ME4320
400mm	400mm	200mm	ME4420
600mm	400mm	300mm	ME6430
600mm	600mm	300mm	ME6630
700mm	500mm	250mm	ME7525
600mm	400mm	200mm	ME8640
1000mm	800mm	300mm	ME10830
1200mm	800mm	300mm	ME12830



WALL MOUNTABLE STAINLESS STEEL ENCLOSURES

HEAVY DUTY BOX WITH WEATHER SEALED DOOR

Strong metal 304 stainless steel build long-life wall mount enclosures. Hinged door with rubber-grommet sealed IP65 weather resistant. Bottom access panel with grommet. Back anodized steel mounting plate. Secure earth connection via bolt on both the case and the door.

Height	Width	Depth	Code
300mm	200mm	150mm	SE3215
400mm	400mm	200mm	SE4420
600mm	600mm	300mm	SE6630



ENCLOSURE WITH HINGED DOOR IP66

GLASS FIBRE REINFORCED POLYESTER

The enclosure is made with extra strong glass fibre reinforced polyester with hinged door. Resistant to grease, oil and UV light. IP66 ingress rated. Suitable for outdoor use. Grey.

Dimensions	Code
400x300x200mm	TIP-43
400x400x200mm	TIP-44
600x400x230mm	TIP-64
600x500x230mm	TIP-65
800x600x300mm	TIP-86





JUNCTION BOX WITH CONNECTORS

Size	70x70mm	100x70mm
Amps	32A	32A
Code	JB0070	JB0100



MINI JUNCTION BOX WITH 3 TERMINALS 32A

Compact junction box with 3 terminals.
Large gauge brass fittings 500V 32A.
Terminals are made with solid brass
Size: 64x41x22mm

Code
MJB3



HEAVY DUTY JUNCTION BOXES IP56

INCLUDES GASKET

Toughened plastic weather resistant IP56

Length	Width	Height	Code
75mm	75mm	55mm	JB0075
110mm	75mm	55mm	JB0110
105mm	105mm	75mm	JB0105
160mm	115mm	70mm	JB0160
210mm	105mm	82mm	JB0210



JUNCTION BOX WITH CONNECTORS

White Plastic
Wall Mount HPM

Size	70x70x35mm
Amps	40A
Term	4x
Code	CD404



IP56 GPO COVER FRONT & BACK

SUITS MOST POWER POINTS

Code
BOX0325



ABS/PC POLYCARBONATE TERMINAL BOX IP66

Impact resistant ABS/PC terminal box. IP66 ingress rated.
Suitable for use at indoor or outdoor.


Dimensions	Code
88x88x53mm	D9020
100x100x64mm	D9040
140x120x70mm	K9060
167x125x82mm	K9100
200x160x100mm	K9250



JUNCTION BOX ENCLOSURE WITH CLEAR LID IP66

ABS/PC enclosures with clear polycarbonate lid and back mounting plate. IP66 ingress rated. Suitable for use as an indoor and outdoor junction box.

Dimensions	Code
125x125x100mm	AT-1212
125x175x75mm	AT-1217
150x250x100mm	AT-1525
150x250x130mm	AT-1525-1
190x290x140mm	AT-1929
200x200x130mm	AT-2020
200x300x180mm	AT-2030
280x280x130mm	AT-2828
340x280x130mm	AT-2834
290x390x160mm	AT-2939
300x300x180mm	AT-3030
300x300x140mm	AT-3030-S



GPO POWER POINT BACKING BOX

Standard wall plate size.
Mounts as backing.
Punch-out holes.

Colour	Code
Black	MWB10
Beige	MWB11



PLASTIC ENCLOSURE IP66 ABS

WALL MOUNT JUNCTION BOXES

IP66 weatherproof junction box to suit outdoor installation.
With various size to chose from for different applications.

Height	Width	Depth	Code
50mm	65mm	55mm	AG0506
80mm	110mm	70mm	AG0811
80mm	160mm	90mm	AG0816
100mm	100mm	50mm	AG1010
125mm	125mm	100mm	AG1212
125mm	175mm	100mm	AG1217
150mm	250mm	100mm	AG1525
280mm	190mm	130mm	AG2819
280mm	190mm	180mm	AG28191
280mm	280mm	130mm	AG2828
340mm	280mm	130mm	AG2834
340mm	280mm	180mm	AG28341
380mm	280mm	130mm	AG2838
380mm	280mm	180mm	AG28381



PVC JUNCTION BOX WITH HINGED DOOR IP66

PVC enclosure with hinged door.
Ideal for applications that require
easy access for maintenance.
Grey. IP66 ingress rated.
Suitable for outdoor use.



Dimensions	Code
200x300x180mm	MG-2030
300x300x180mm	MG-3030
300x400x180mm	MG-3040



Power & Lighting

□ ABS & Hammond Cases

SEALED IP65 CLEAR LID ABS ENCLOSURE

Supplied with neoprene lid sealing gasket IP65 dust and hose proof. Supplied with a transparent lid. PCB mounting points are moulded into the enclosure base. These sturdy enclosures have 3mm thick walls and are rated to UL 94V-0 (-40° to 75°C). Not UV stabilised.

Meets IP65 Dust- and Hose-proof standards

Brass screw thread inserts

Neoprene gasket seal

Moulded PCB mounting points

Manufactured from high impact ABS

High Temp' -40°C to +80°C



Size	Code
65x60x40mm	CAS0320
85x80x55mm	CAS0322
105x75x40mm	CAS0321
105x75x55mm	CAS0323
125x85x55mm	CAS0324
145x105x45mm	CAS0325
165x125x75mm	CAS0328
165x85x55mm	CAS0326
186x146x75mm	CAS0330
220x160x80mm	CAS0333
220x165x60mm	CAS0332



HAMMOND RP ABS ENCLOSURES IP65

RITEC - WATER TIGHT & UL94HB

Light grey, general purpose ABS plastic watertight enclosure IP65. Material carries a UL flammability rating of UL94HB. Gasket lid with two-piece "tongue and groove" construction provides protection against access of oil, dust and water. Lid includes smooth recessed area for membrane, label or silk-screen and is secured with stainless steel machine screws (included), threaded into integral stainless steel bushes.

Length	Width	Height	Code
105	75	55	RP1095
166	86	55	RP1175



HAMMOND & ABS TYPE CASES

Many more styles are available, see:
Section 10 - ELECTRONIC COMPONENTS

□ Cable Glands

NYLON CABLE GLAND EACH

Cable	Hole	Code
5-7mmØ	12mmØ	NCG1012
6-8mmØ	16mmØ	NCG1016
8-12mmØ	20mmØ	NCG1020
12-18mmØ	25mmØ	NCG1025
18-20mmØ	32mmØ	NCG1032
24-30mmØ	40mmØ	NCG1040
31-40mmØ	50mmØ	NCG1050
40-44mmØ	63mmØ	NCG1063



NYLON CABLE GLAND PAIR

Twist to lock strain relief for weather-proof cable entry. Order One to receive a bag of Two.

Cable Range	Hole	Pack of	Code
3-6mmØ	12mmØ	2	HP0720
6-12mmØ	20mmØ	2	HP0732



□ AC Power Fuse Holders

PANEL MOUNT CIRCUIT BREAKERS - PUSH

240Vac 50Vdc max. 150% Slow. 200% Fast

Amps	Code
3A	CRB3
5A	CRB5
10A	CRB10
15A	CRB15
20A	CRB20
25A	CRB25
30A	CRB30
35A	CRB35



PANEL MOUNT CIRCUIT BREAKERS - FLIP

Thermal. Resettable. AC/DC 240Vac max. 50Vdc max. 150% Slow. 200% Fast.

Amps	Code
2A	PCB2
3A	PCB3
5A	PCB5
10A	PCB10
15A	PCB15



FUSE HOLDERS

Chassis mount. Bakelite.

20x5mm CEB/TBX

Code
FH3



32x6.35mm MGC/TDL

Code
FH2

FUSE HOLDER - SMALL

Screws open with a coin or screwdriver. Chassis mount. Extrudes only 2mm Hi-Temp plastic. 20x5mm CEB/TBX

Code
FH31



FUSE HOLDER - SCREW

Cap opens with a screwdriver Chassis mount. Bakelite. 10A.

32x6.35mm MGC/TDL

Code
FH21



FUSE HOLDER - CLIP FACE

Chassis mount Suit 32x6.35mm MGC/TDL types. Clip off face.

Code
FH12



FUSE WIRE

HOUSEHOLD PACK

Fuse box wire 1 Metre each
8 Amp (Lights)
15 Amp (Power)

Code
FW816



GLASS FUSES TO SUIT

SECTION COMPONENTS

Our comprehensive range of fuses is to be found in the Components Section...

eg. 32x6.53mm

Code MGC[x]

[x] = Value in Amps

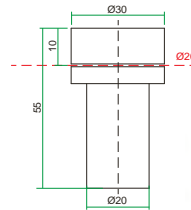




□ LAY5 XB2 Series

INDUSTRIAL ELECTRICAL CONTROL BUTTONS LAY5 (XB2)

Industrial grade Push Button Switches Lay5 Series are used in control-circuits for AC voltages up to 660V AC and DC voltage below 400V. They are used for controlling signal and interlocking purposes. The main body of the electric push button adopts zinc alloy (B series) and high-grade anti-flammable plastic (EV). Long-life contacts with special formula silver alloy to reduce electrical erosion. Any signal lamps have the traditional BA9s type bayonet bases supplied with LED lamps and are ideal for using as indicating signals, warning, emergency, etc. All products comply with GB/T14048.1 and IEC60947-5-1, all products are CE, IOS9001, ROHS and UL certified.



LAY5 INDICATOR WITH BA9s BASE FITTING

Illuminated indicator bulb in a BA9s Base Fitting. Coloured lens.

Voltage	Colour	Code
130Vac	Green	LAY5-EV133
130Vac	Red	LAY5-EV134
130Vac	Yellow	LAY5-EV135
240Vac	White	LAY5-EV161
240Vac	Green	LAY5-EV163
240Vac	Red	LAY5-EV164
240Vac	Yellow	LAY5-EV165
240Vac	Blue	LAY5-EV166



LAY5 INDICATOR WITH BA9s BASE FITTING

WITH REGULATOR

Illuminated indicator bulb in a BA9s Base Fitting. Coloured lens.

Voltage	Colour	Code
240Vac	White	LAY5-EV171
240Vac	Green	LAY5-EV173
240Vac	Red	LAY5-EV174
240Vac	Yellow	LAY5-EV175
240Vac	Blue	LAY5-EV176



LAY5 PUSH BUTTON MOMENTARY SPST

WITH SPRING RETURN

Compact push button switch with spring return features two contacts, Common and N/O. Size: 50x29mmØ

Colour	Label	Code
Black	None	LAY5-EA121
Blue	None	LAY5-EA161
Green	"Start"	LAY5-EA131S



LAY5 PUSH BUTTON MOMENTARY SPDT

WITH SPRING RETURN

Compact push button switch with spring return features three contacts, Com', N/O and N/C. Size: 50x29mmØ

Colour	Code
Black	LAY5-EA125
Green	LAY5-EA135
Red	LAY5-EA145



LAY5 PUSH BUTTON CONTROL BOX

These Lay5 push button control boxes include push button(s) with spring return, N/O or N/C contact block(s) and an enclosure.



Button	Label	Type	Code
Green	None	Case	LAY5-B101
Red	"Stop" (on box)	Case	LAY5-B11H29
Red	"Stop" (on button)	Case	LAY5-B114
Red	"O" (on button)	Case	LAY5-B112
Red, Green	"O" (red button), "-" (green button)	Case	LAY5-B213
Black, White	"->" (black button), "->" (white button)	Case	LAY5-B222

LAY5 MUSHROOM HEAD CONTROL BOX

These Lay5 mushroom head push button control boxes include mushroom head button, N/C contact block(s) and an enclosure.



Button	Label	Type	Code
Red	"Emergency Stop"	Case	LAY5-B164H29
Red	"Stop"	Case	LAY5-J174
Red	None (Key)	Case	LAY5-J184

LAY5 SELECTOR SWITCH CONTROL BOX

These Lay5 selector switch control boxes include a black handle switch or key operating switch, a N/O contact block and a enclosure.



Button	Label	Type	Code
Black, White	"STOP", "START"	Case	LAY5-B132H29
Black, White	"STOP", "START"	Case	LAY5-B142H29

LAY5 BUTTON BOX

Hole	Size	Code
1	77x70x65mm	LAY5-BOX1
2	109x70x65mm	LAY5-BOX2
3	150x70x65mm	LAY5-BOX3
4	195x70x65mm	LAY5-BOX4
5	277x70x65mm	LAY5-BOX5
6	277x70x65mm	LAY5-BOX6





LAY5 ILLUMINATED PUSH BUTTON SWITCH N/O

WITH SPRING RETURN

Illuminated push button switch with spring return. Includes BA9s type bulbs. Features N/O contact block. 400V.

Voltage	Colour	Code
600Vac	Green	LAY5-BW361
600Vac	Blue	LAY5-BW3661

Tesla

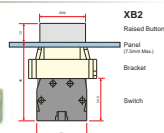


LAY5 PUSH BUTTON SWITCH N/O

N/O WITH SPRING RETURN

Push button switch with spring return. Features N/O contact block. 400V.

Voltage	Colour	Code
600Vac	Black	LAY5-BA21
600Vac	Green	LAY5-BA31
600Vac	Yellow	LAY5-BA51
600Vac	Blue	LAY5-BA61



N/O WITH IP65 SILICONE GEL COVER

Voltage	Colour	Code
600Vac	Green	LAY5-BP31



N/O LABELED WITH SPRING RETURN

Voltage	Colour	Label	Code
600Vac	White	Arrow	LAY5-BA3341
600Vac	Black	Arrow	LAY5-BA3351
600Vac	Green	Start	LAY5-BA5331



LAY5 PUSH BUTTON SWITCH N/C

N/C WITH SPRING RETURN

Push button switch with spring return. Features N/C contact block. 400V.

Voltage	Colour	Code
600Vac	Red	LAY5-BA42



N/C "STOP" WITH SPRING RETURN

Voltage	Colour	Label	Code
600Vac	Red	Stop	LAY5-BA4342

LAY5 MUSHROOM HEAD N/C

WITH SPRING RETURN

Red 40mmØ mushroom head push button with spring return. Normally Closed single contact.

Voltage	Colour	Code
600Vac	Red	LAY5-BC42



NO SPRING RETURN

Red 40mmØ mushroom head pull-push button. N/C. 400V.

Voltage	Colour	Code
600Vac	Red	LAY5-BT42

LAY5 DOUBLE HEAD PUSH BUTTON N/O & N/C

WITH SPRING RETURN

Twin push button switch with spring return. Features N/O contact block controlled by the green switch, and N/C contact block controlled by the red switch. 400V.

Voltage	Feature	Code
600Vac	IP40	LAY5-BL8325
600Vac	IP65 Silicane Cover	LAY5-BL9325



LAY5 INDICATORS WITH BA9s BULB

Voltage	Colour	Code
240Vac	Green	LAY5-BV63
240Vac	Red	LAY5-BV64
240Vac	Blue	LAY5-BV66
240Vac	Green	LAY5-BV73
240Vac	Red	LAY5-BV74



LENS ONLY

Colour	Code
Red	LAY5-BV04
Yellow	LAY5-BV05

LAY5 REPLACEMENT PUSH BUTTON HEAD

Replacement button heads to suit Lay5 push button switches LAY5-BA. Size: 26x29mmØ

Colour	Code
Black	LAY5-BA2
Green	LAY5-BA3



LAY5 CONTACT BLOCK WITH BRACKET

Single N/C or N/O Contact blocks with dual holder. Compatible with LAY5-BA series push button heads. Can expand to two with LAY5-BE

Voltage	Switch	Code
600Vac	N/O	LAY5-BZ101
600Vac	N/C	LAY5-BZ102



LAY5 CONTACT BLOCKS

N/C (LAY5-BE102) and N/O (LAY5-BE101) Contact blocks. 400V.

Voltage	Switch	Code
400V	N/O	LAY5-BE101
400V	N/C	LAY5-BE102



LAY5 2 POSITION SELECTOR SWITCH N/O

2 position selector switch head. Comes with 1x N/O contact block. Twist switch to activate and hold.

Voltage	Switch	Feature	Code
600Vac	N/O	Toggle	LAY5-BD21
600Vac	N/O	Momentary	LAY5-BD41
600Vac	N/O	Toggle Long	LAY5-BJ21
600Vac	N/O	Toggle Key	LAY5-BG21



LAY5 XB2 Switches are all 400Vdc/600Vac long term. Power-frequency withstand voltage is AC 2.5KV(min).



BJ21 Long Position holds

LAY5 3 POSITIONS SELECTOR SWITCH N/O & N/O

3 positions selector switch head. Comes with 2x N/O contact blocks. Twist to activate both contacts.

Voltage	Feature	Switch	Code
600Vac	3 Pos Short	N/O+N/O	LAY5-BD33
600Vac	3 Pos Long	N/O+N/O	LAY5-BJ33
600Vac	3 Pos Key	N/O+N/O	LAY5-BG33
600Vac	3 Pos Mom.	N/O+N/O	LAY5-BG53



N/O & N/C CONTACTS

Voltage	Feature	Switch	Code
600Vac	3 Pos Mom.	N/O+N/C	LAY5-BD55





Conduit

CABLE COVER - LIGHT DUTY RUBBER FLOOR

This durable and simple to use cable cover delivers improved pedestrian safety in the workplace or around the home. Covering exposed cables, cords or hoses will significantly reduce tripping hazards and better organise your space and accessibility.

Channel Size 20mm Width x 5mm Height
Dimensions 65mm Wide x 14mm Height
1 Metre Length
Flexible Rubber Material

Gap	Size	Length	Code
20x5mm	65x14mm	1M	RCC2005



CABLE COVER - LIGHT DUTY D-LINE

The D-Line light duty floor cable cover is ideal for preventing cable trip hazards, while providing a greater degree of cable protection. This cable cover is 1.8m in length, 60mm wide and 12mm in height. 17x9mm cavity accommodates 2x 8mm outer diameter flex cables.

Ideal for areas with light foot traffic
Address a common cause of trips, tugs and falls
Can protect up to 2x 8mm diameter cables
Ribbed non-slip base, pre-split rear for ease of use
Made with flexible PVC - Supplied coiled in box
Fully tested and certified to BS EN 60670-1:2005

Gap	Size	Length	Code
17x9mm	60x12mm	1.8m	FC1BK-018




CABLE COVER - HEAVY DUTY HARD

This heavy duty, durable and simple to use cable cover delivers improved pedestrian safety in the workplace or around the home. Covering exposed cables, cords or hoses will significantly reduce tripping hazards and better organise your space and accessibility.

Inner size 28x15mm channel
Outer 100x20mm x 1 metre length
Flexible rubber material
8mm bolt hole for permanent fixing

Gap	Size	Length	Code
28x15mm	100x20mm	1M	RCC2815

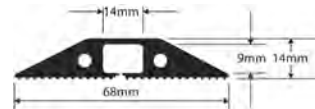


MEDIUM DUTY LINKABLE FLOOR CABLE COVER

REGULAR FOOT TRAFFIC - HIGH GRADE

Gap	Size	Length	Code
14x9mm	68x14mm	9M	RCC1409-9

The D-Line medium duty floor cable cover is made from a flexible abrasion resistant PVC. Ideal for preventing cable trip hazards, while providing a greater degree of cable protection. Includes plastic dowels to link two covers together to cover any cable length required.



Gap	Size	Length	Code
30x10mm	83x14mm	1.8M	RCC3010
30x10mm	83x14mm	9M	RCC3010-9



YELLOW STRIPES - TRIP HAZARD ALERT

Gap	Size	Length	Code
30x10mm	83x14mm	1.8M	RCC2612
30x10mm	83x14mm	9M	RCC2612-9

Fully safety tested certified to
BS EN 60670-1:2005



ROUND FLOOR DUCT

PICK UP ONLY, DELIVERY MAY INCUR ADDITIONAL POSTAGE COST

This rounded floor duct protects and conceals on floor cables, as well as keeping cables tidy. Ideal for floor mounting.

Colour	Length	Width	Height	Code
Brown	2m	70mm	20mm	DUC5007BR
Grey	2m	70mm	20mm	DUC5007GY
White	2m	70mm	20mm	DUC5007WH
Grey	2m	100mm	30mm	DUC9015GY
White	2m	100mm	30mm	DUC9015WH



WITH ADHESIVE TAPE

Colour	Length	Width	Height	Code
Brown	2m	70mm	20mm	DUC5007TBR
Grey	2m	70mm	20mm	DUC5007TGY
White	2m	70mm	20mm	DUC5007TWH
Grey	2m	100mm	30mm	DUC9015TGY
White	2m	100mm	30mm	DUC9015TWH





Power & Lighting

□ Conduit

CONDUIT STRAIGHT ELBOW

Diam.	Code
20mm	JB2026
25mm	JB2526



CONDUIT INSPECTION ELBOW

Diam.	Code
20mm	JB2023
25mm	JB2523
32mm	JB3223



CONDUIT STRAIGHT TEE

Diam.	Code
20mm	JB2027
25mm	JB2527



CONDUIT INSPECTION TEE

Diam.	Code
20mm	JB2032
25mm	JB2532



CONDUIT 1 WAY JUNCTION BOX

Diam.	Code
20mm	JB2019
25mm	JB2519



CONDUIT 2 WAY JUNCTION BOX

Diam.	Code
20mm	JB2021
25mm	JB2521



CONDUIT 2 WAY R/A JUNCTION

Diam.	Code
20mm	JB2022
25mm	JB2522



CONDUIT 3 WAY JUNCTION BOX

Diam.	Code
20mm	JB2031
25mm	JB2531



CONDUIT MEDIUM DUTY CORRUGATED

Diam.	Length	Code
20mm	10m	CON2010
25mm	10m	CON2510
32mm	10m	CON3210
40mm	10m	CON4010
50mm	10m	CON5010
16mm	20m	CON1620
20mm	25m	CON2025
25mm	25m	CON2525
32mm	25m	CON3225
20mm	50m	CON2050
25mm	50m	CON2550



CONDUIT 4 WAY JUNCTION BOX

Diam.	Code
20mm	JB2041
25mm	JB2541



CONDUIT CONNECTOR

25MM CONNECTION SCREW

Code
JB2508



25 TO 20MM REDUCER WITH SCREW

Code
JB2509



CONDUIT CONNECTOR

Code
JB2018



CONDUIT PLAIN REDUCER

Diam.	Code
25 TO 20mm	RDC2520
32 TO 25mm	RDC3225



CONDUIT SOLID ELBOW

Diam.	Code
20mm	JB2024
25mm	JB2524



CONDUIT 90° STANDARD BAND

Diam.	Code
20mm	JB2028
25mm	JB2528
32mm	JB3228
40mm	JB4028



CONDUIT 90° SWEEP BAND

Diam.	Code
20mm	JB2029
25mm	JB2529



CONDUIT PLASTIC FULL SADDLE

Diam.	Code
20mm	PFS2010
25mm	PFS2510
32mm	PFS3210



SADDLE SPACER

Diam.	Code
20mm	PFS2011
25mm	PFS2511



CONDUIT METAL HALF SADDLE

Hole	Size	Code
5mm	16mm	MHS1610
5mm	20mm	MHS2015
6.5mm	20mm	MHS2016
6.5mm	25mm	MHS2510
6.5mm	32mm	MHS3210
6.5mm	40mm	MHS4010



CONDUIT CORRUGATED GLAND

Diam.	Code
20mm	GLAND20
25mm	GLAND25
32mm	GLAND32
40mm	GLAND40



EXTRA LOCK RING

Diam.	Code
20mm	RING20
25mm	RING25




CONDUIT SCREWED REDUCER

Diam.	Code
20mm	SRDC2520



CONDUIT MALE/FEMALE BUSHES

A	Code
25mm	CB1025
32mm	CB1032
40mm	CB1040
50mm	CB1050



NYLON CABLE GLAND

Cable	Hole	Code
5-7mmØ	12mmØ	NCG1012
6-8mmØ	16mmØ	NCG1016
8-12mmØ	20mmØ	NCG1020
12-18mmØ	25mmØ	NCG1025
18-20mmØ	32mmØ	NCG1032
24-30mmØ	40mmØ	NCG1040
31-40mmØ	50mmØ	NCG1050
40-44mmØ	63mmØ	NCG1063





Electrical Mounting & Brackets

CABLE DUCT OUTSIDE BEND

Size Code
25x16mm BENO2516



CABLE DUCT INSIDE BEND

Size Code
25x16mm BENI2516



CABLE DUCT ANGLED BEND

Size Code
25x16mm BENA2516



CABLE DUCT T JOINTER

Size Code
25x16mm CHN2516



CABLE DUCT TERMINAL

Size Code
25x16mm TER2516



CABLE DUCT CONNECTOR


Size Code
25x16mm CNN2516



PVC CONDUIT REPAIR KITS

Stahl 20mm, 25mm and 32mm x 1m
PVC Conduit Repair is perfect for the temporary repair of damaged conduit and exposed electrical wires. IP66 rated. UV protected.

Size	Length	Code
20mmØ	1M	CONRP20
25mmØ	1M	CONRP25
32mmØ	1M	CONRP32



INSTALLATION



HORIZONTAL STUD BRACKET

Universal "L" type bracket. Nail to beam.

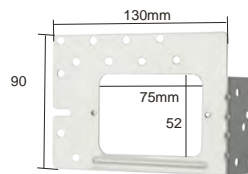
Code
UMB10



HORIZONTAL STUD BRACKET


Universal "L" type bracket. Nail to beam.

Code
UMB12



HORIZONTAL STUD BRACKET

Code
UMB8



PLASTER BRACKET - SLIMLINE

Suit Standard Wallplate

Code
UMB15




HORIZONTAL STUD BRACKET

Code
UMB9



STANDARD PLASTER BRACKET

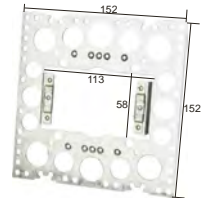
Code
UMB13



PLASTER BRACKET - SLIMLINE

113x58mm Hole

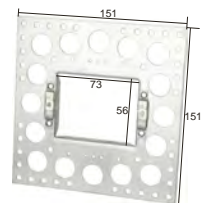
Code
UMB14



PLASTER BRACKET RENDER

73x56mm Hole

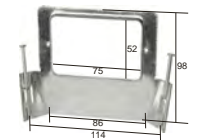
Code
UMB16



STUD BRACKET WITH NAIL

Suit Standard Wallplate

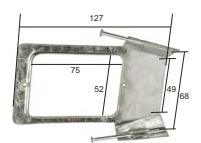
Code
UMB7



STUD BRACKET WITH NAIL

Suit Standard Wallplate

Code
UMB6



GYPROCK BRACKETS

Universal Gyprock Plaster type.

Code
UMB5





Power & Lighting

Terminals & Connectors

SINGLE SCREW CONNECTOR

40A cable screw connector.
Order One to receive 10

Code
SC40



x10

SINGLE SCREW CONNECTOR

Max Diameter of cable: 6mm
32A cable Single Screw connector
Order one to receive 100 pieces in a jar.

Code
SC41

x100



DOUBLE SCREW CONNECTOR

Max Diameter of cable: 6mm
32A cable Double Screw connector
Order one to receive 50 pieces in a jar.

Code
SC42

x50



CLOSED END SPLICES

Crimp to terminate. Clear.
Order one to receive 100 pieces.

AWG	QTY	Code
22-18	100	TM41001
16-14	100	TM41002
12-10	100	TM41003



CLOSED END TWIST-ON

Bare the end of the wires & twist in.

22-18 AWG 100pcs

QTY	Code
100	TM43001



16-14 AWG 100pcs

QTY	Code
100	TM43002



TWISTER® WIRE CONNECTORS

Rating	Wire	Colour	QTY	Code
450V 32A max	0.5mm to 4mm ²	Orange	250	TWC32
600V 41A max	0.5mm to 6mm ²	Tan	150	TWC41
600V 57A max	2.5mm to 10mm ²	Grey	75	TWC57



TERMINAL STRIP - SHORT

12 Terminals in one strip.
Simply cut to required
length. Plastic and brass.
240Vac 10A. 96x17x14mm

Code
TB240



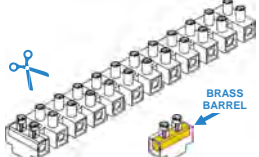
7mm
14mm
9.0

TERMINAL STRIPS IN ALL SIZES

NYLON WITH BRASS + STEEL SCREWS

Heavy duty quality for reliability. 5A to 60A. Insulation Voltage 380V.
12 Terminals with mounting Holes between each. Cut to length.

I max	Length	max	Code
5A	110x16mm	3.6mm	TS1236
10A	115x20mm	4.0mm	TS1240
15A	136x22mm	4.8mm	TS1248
30A	170x26mm	5.1mm	TS1251
60A	186x29mm	6.7mm	TS1267



Cable Anchors

CABLE CLIPS COAX & POWER CORD

Size	Colour	QTY	Code
5mm	Black	100	CC500BK
5mm	White	100	CC500WH
6mm	Black	100	CC600BK
6mm	White	100	CC600WH
7mm	Black	100	CC700BK
7mm	White	100	CC700WH
8mm	Black	100	CC800BK
8mm	White	100	CC800WH
10mm	White	20	DQ10
12mm	Black	100	CC1200BK
12mm	White	100	CC1200WH

ROUND CABLE - HEAVY DUTY
Order One to receive a bag
with the amount in QTY.



CABLE CLIPS FLAT - BULK

Plastic cable clamp with nail.
Supplied in a bag of 20 pieces.

Size	QTY	Code
5x4mm	20	DQ5
13x6mm	20	DQ13
15x6mm	20	DQ15

Supplied in buckets bulk.

Size	QTY	Code
10x6mm	500	CC10-500WH
12x6mm	500	CC12-500WH
14x6mm	250	CC14-250WH



CABLE CLIPS ROUND STICK-ON 7MM

Adhesive backed clips.
Accepts up to 7mm diameter.
Receive a bag of 10.

Size	QTY	Code
7mm	10	CTC10



CABLE CLIPS ROUND STICK-ON 7MM

Adhesive backed clips.
Accepts up to 7mm diameter.
Receive a bag of 10.

Size	QTY	Code
7mm	10	CTC12




Hole Cutter Template

POWERPOINT TEMPLATE STANDARD

STANDARD SERIES PLATE

Makes power point installation
easy! Built in horizontal & vertical
spirit level. A very wide range of
applications like Home theatre,
CCTV, Data points, Antenna points,
Light switches and Power points.

Code
PPM643



POWERPOINT TEMPLATE SLIMLINE

SLIMLINE SERIES PLATE

Makes power point installation
easy! Built in horizontal & vertical
spirit level. A very wide range of
applications like Home theatre,
CCTV, Data points, Antenna points,
Light switches and Power points.

Code
PPM460



SLIM 8mm



□ Cable Ties Holder

XTMAS TREE PLUG FOR CABLE TIES

TO SUIT 9mm CABLE TIE

Container of 150 pieces.

QTY	Code
150	SCR1010



CABLE TIES

SEE CABLES & CONNECTORS
SECTION 02



GYPROCK PLASTERBOARD ANCHOR

7 GAUGE ZINC ALLOY

QTY	Code
100	SCR1002



7 GAUGE NYLON

QTY	Code
100	SCR1021



SELF-DRILLING DRYWALL ANCHORS - TOGGLER®

TWO SIZES - 50 PIECES TOTAL PLUS 50 SCREWS - POP n LOCK

TOGGLER® SnapSku self-drilling kits contains 25 mini SPM® anchors with #6 x 1¼ inch screws and 25 regular sized SP® anchors with #8 x 1½ inch screws. Hold up to 29kg. These anchors are made in USA.

QTY	Code
50	57125



FLAT HEAD NYLON NAIL

Nail-in anchor masonry fasteners. pre-assembled. 100 pieces per pack.

Size	Code
5mm x 25mm	NNF5025
5mm x 40mm	NNF5040
5mm x 50mm	NNF5050
6.5mm x 25mm	NNF6525
6.5mm x 40mm	NNF6540
6.5mm x 50mm	NNF6550



MUSHROOM HEAD NYLON NAIL

100 pieces per pack

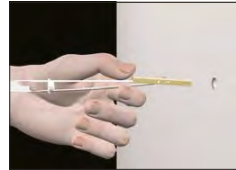
Size	Code
5mm x 25mm	NNM5025
5mm x 40mm	NNM5040
5mm x 50mm	NNM5050
6.5mm x 25mm	NNM6525
6.5mm x 40mm	NNM6540
6.5mm x 50mm	NNM6550



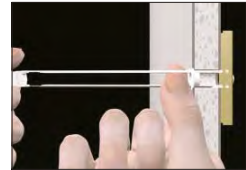
□ Togglor® High Performance Anchors

TOGGLER® SNAPTOGGLE

The TOGGLER Snaptoggle® anchor is a heavy-duty hollow wall anchor for use in walls, ceilings, or floors of materials such as gypsum board, drywall with a steel stud, concrete block, tile over drywall, etc. The anchor is pre-assembled and ready for immediate use. The ratcheting strap / locking cap assembly positions the one-piece zinc-plated (or stainless) steel anchoring channel flush against the rear of the wall. The cap slides down the straps to lock flush against the front of the wall. The straps on the outside of the wall are then easily and quickly snapped off by hand flush with the surface of the wall. Holding is dependent only on a metal bolt to metal channel connection. Sold in single. The 1/4" model has a ultimate tensile strength of 120kg on a 1/2" drywall. Corrosion resistance.




Drill appropriate size hole. Hold metal channel flat alongside plastic straps & slide channel through the hole. Minimum clearance behind wall: only 1/16".



Hold ends of straps together between thumb & forefinger and pull toward you until channel rests behind wall. Ratchet cap along straps with other hand until flange of cap is flush with wall.



Place thumb between straps at wall. Push thumb side to side, snapping off straps level with flange of cap.



Place item over flange. Insert bolt and tighten until snug against item, then stop. Use machine screw or bolt to match thread in metal channel.

HEAVY DUTY HOLLOW WALL ANCHORS 1/4"

SOLD IN SINGLES - REQUIRES BOLT

Anchor for hollow wall cavity mounting of heavy items like TV brackets. Requires bolt sold separate.


Size	Code
1/4"	BB24014



BOLTS SUIT TOGGLER 1/4" WALL ANCHORS

Suits BB24014 Snaptoggle®
Thread: 1/4"-20 BSW
Phillips / Blade pan head
Carbonated steel zinc plated

Diam.	Length	Code
6.35mmØ	63.5mm	TS14X212
6.35mmØ	76.2mm	TS14X3
6.35mmØ	101.6mm	TS14X4



HEAVY DUTY HOLLOW WALL ANCHORS 3/16"

SOLD IN SINGLES - ANCHOR & BOLT SOLD SEPARATE

Anchor for hollow wall cavity mounting of heavy items like TV brackets. Requires bolt sold separate.


Size	Code
3/16"	BA24013



BOLTS SUIT TOGGLER 3/16" WALL ANCHORS

Suits BA24013 Snaptoggle®
Thread: 3/16"
Phillips / Blade pan head
Carbonated steel zinc plated

Diam.	Length	Code
4.76mmØ	76.2mm	TS316X3





Power & Lighting

Conduit D-Line Decorative Trunking

D-LINE 2 METRE MICRO TRUNKING 16MM

LONG TUBES - PICKUP ONLY* DELIVERY MAY INCUR ADDITIONAL CHARGES

D-Line offer decorative D-shaped trunking that blend with decor so cables disappear. D-Line cable trunking is easy to fit, and looks great on any surface.

- Half circle shaped conduit
- Includes adhesive backed
- Can be open and closed
- Smallest profile 16x8mm
- Single mains cord or others
- Corner pieces available
- Can be painted

Size 16x8mm
Length 2M
Code D21608WSA



*TUBES ARE PICKUP ONLY
Please Pickup from our Sydney Showroom.
Standard courier costs can not cover delivery.
Delivery can be arranged with a surcharge.
Box quantities are available. Please Enquire.



Cables and accessories not included.

D-LINE MICRO ACCESSORIES KIT OF 13 ASSORTED PIECES:

- Smooth-fit Accessories
- 2x Flat Bend
- 2x Equal Tee
- 3x Coupler
- 2x Internal Bend
- 2x External Bend
- 2x End Cap

Type Bend Kit
QTY 13
Code RETAP1608W

Flat Bend (x2)



Internal Bend (2x)



Equal Tee (x2)




External Bend (2x)



Coupler (3x)



End Cap (x2)



D-LINE 2 METRE MICRO+ TRUNKING 20MM

PICKUP ONLY* DELIVERY MAY INCUR ADDITIONAL CHARGES

- Half circle shaped conduit
- Includes adhesive backed
- Can be open and closed
- Smallest profile 20x10mm
- Single mains cord or others
- Corner pieces available
- Can be painted

Colour White Black
Size 20x10mm 20x10mm
Length 2M 2M
Code D22010WSA D22010BSA

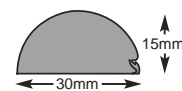


D-LINE 2 METRE MINI TRUNKING 30MM

PICKUP ONLY* DELIVERY MAY INCUR ADDITIONAL CHARGES

- Half circle shaped conduit
- Includes adhesive backed
- Can be open and closed
- Medium profile 30x15mm
- Up to 2x Mains cords
- Corner pieces available
- Can be painted

Length 2M
Colour White
Code D23015WSA



Cables and accessories not included.

13 PIECE ACCESSORY JOINER KIT TO SUIT 20X10 CABLE COVER

These accessory joiner kits are tailored for the D-Line 20mm x 10mm Micro+ cable trunking

Package Includes:

- 2x Inside Corner
- 2x Outside Corner
- 2x Flat Corner
- 2x T-Joiner
- 3x Straight Joiner
- 2x End Caps

Colour Black White
Type Bend Kit Bend Kit
QTY 13 13
Code CLOAP2010B CLOAP2010W



10 PIECE JOINER KIT FOR D23015 D-LINE 30MM CABLE COVER

- Smooth-fit Accessories
- 1x Flat Bend
- 2x Cable Outlet
- 1x Coupler
- 2x Internal Bend
- 2x External Bend
- 2x End Cap

Type Bend Kit
QTY 10
Code RETAP3015W



Unfortunately, the shape and length of D-Line tubes (up to 2 metres) makes transporting difficult. Stock is available from our Sydney showroom for pick-up. Alternatively; Box quantities can be ordered and transport can be arranged with additional costs.




D-LINE FLOOR & CORNER TRIM TRUNKING

2 METRE QUAD - PICKUP ONLY* DELIVERY MAY INCUR ADDITIONAL CHARGES

D-Line patented 1/4 Round Floor Trim provides the ultimate floor edging system. It is incredibly quick and easy to install, providing a cable path that is almost invisible! It's ideal for Professional Installers and DIY'ers alike.

- Quarter circle shaped conduit
- Includes one adhesive back
- Can be open and closed
- Standard profile 22x22mm
- Single mains cord or others
- Corner pieces available
- Can be painted

Colour	White	Wood
Length	2M	2M
Code	D222QSWSA	D222QSPSA



*TUBES ARE PICKUP ONLY
Please Pickup from our Sydney Showroom.
Standard courier costs can not cover delivery.
Delivery can be arranged with a surcharge.
Box quantities are available. Please Enquire.



Cables and accessories not included.

D-LINE QUAD TRIM ACCESSORIES KIT OF 9 ASSORTED PIECES:

- Smooth-fit Accessories
- 1x Cable Inlet
- 1x Cable Outlet
- 1x Coupler
- 2x Internal Bend
- 2x External Bend
- 2x End Cap

Colour	White	Wood
QTY	9	9
Code	RETAP22QSW	RETAP22QSP

Internal Bend (x2)



Cable Outlet (x1)



External Bend (x2)



Coupler (x1)



Cable Inlet (x1)



End Cap (x2)



D-LINE TV TRUNKING 50MM

1 METRE TUBES - PICKUP ONLY* DELIVERY MAY INCUR ADDITIONAL CHARGES

D-Line TV Cable Drops allow users to conceal TV cables & wires in stylish 1/2 round designs that save the time and trouble of burying cables in walls, then having to repair surfaces. Plus there's the on-going benefit of the hinged and click-lock lid making it easy to add or remove cables later!

- Half circle shaped conduit
- Includes adhesive backed
- Can be open and closed
- Large profile 50x25mm
- Up to 6 TV Cables
- White can be painted

Colour	Black	White
Length	1M	1M
Code	1D5025B/EH	1D5025W/EH



*TUBES ARE PICKUP ONLY
Please Pickup from our Sydney Showroom.
Standard courier costs can not cover delivery.
Delivery can be arranged with a surcharge.
Box quantities are available. Please Enquire.





Cables and accessories not included.

D-LINE CABLE TIDY UNITS

HIDES POWER BOARDS

Cable Tidy Units have been developed in two sizes to hide a 6 way or a 4 way power board, and associated cable clutter. The Units are designed to provide a neat and stylish solution that blends with decor. With all wires and cables neatly concealed, wasted space is returned and surfaces become easier to clean. A safety trip and spill hazard is also eliminated making this extension block organiser arguably the best around.

Suits	4 Way	6 Way
Size	325x125x115mm	415x165x135mm
Colour	White	Black
Code	CTUSMLW/SW	CTULGEB/SW



POWERBOARDS NOT INCLUDED

Cables and accessories not included.



Unfortunately, the shape and length of D-Line tubes (up to 2 metres) makes transporting difficult. Stock is available from our Sydney showroom for pick-up. Alternatively; Box quantities can be ordered and transport can be arranged with additional costs.



AC Ventilation Fans

ROUND CEILING VENTILATION FAN

240VAC EXHAUST FAN EXTRACTS

These round ceiling ventilation fans offer strong air extraction up to 250m³/hr for the 200mm model and 300m³/hr for the 250mm model. Highly energy efficient. Made with long lasting, special grade plastic. It has a 90cm power cord with 3 pin AC power plug for easy plug-in connection. Ideal for bathrooms, kitchens and laundries. Its slimline design helps to complement any decor. Mains plug easy install.

- Strong air extraction
- Rust-free fan
- Ideal for Kitchens and bathrooms
- Great value for money



Size	Voltage	Power	Air	Cutout Size	Height	Code
200mm	240V	28W	250 m³/hr	242mm	78mm	CF200
250mm	240V	38W	300 m³/hr	296mm	76mm	CF250

FLEXIBLE ALUMINIUM VENTILATION DUCTS

Flexible air duct made from aluminium foil. Stretches out to 6 metres in length. Available in 3 inside diameters, 100mmØ, 125mmØ and 150mmØ.

Diam.	Length	Code
100mmØ	6M	FDB100
125mmØ	6M	FDB125
150mmØ	6M	FDB150



DUCT GRILLE

This grille vent includes a neck that connects to standard aluminium foil duct. Made with plastic and features an insect screen, removable for cleaning. Suitable for external use, under eaves, etc. Available with three neck sizes, 100mmØ, 125mmØ and 150mmØ.

Size	External Size	Code
100mmØ	153x153mm (grille)	V2011
125mmØ	204x204mm (grille)	V2012
150mmØ	204x204mm (grille)	V2013



DUCTED BATHROOM HEATER AND EXHAUST FAN

2X 275W HEAT RADIATOR

The 3 in 1 BHLSA20 series bathroom heater and fan features 2x powerful 275 W heat lamps, 8W LED lighting and 25W exhaust fan. The exhaust fan is capable of up to 190m³/hr of air extraction. It includes 3M of 100mm ducting and a 3 gang switch. Available in silver and white.

- 2x 275W powerful heat lamps
- 8W LED lighting
- 25W 190m³/hr exhaust fan
- 3M of 100mm ducting
- Includes a 3 gang switch
- Individually switch Light / Heat / Fan
- Available in silver and white

Colour	Code
Silver	BHLSA20S
White	BHLSA20W



MIXFLOW INLINE VENTILATION FANS

240VAC IN-LINE FOR PUSH OR PULL INSTALLATIONS

The high quality Mixflow inline fan with enclosed impellers provides powerful air flow and is designed to extract exhaust or supply ventilation. Long-life ball-bearing 240Vac motor for low noise. It has a 90cm power cord with 3 pin AC power plug for easy plug-in connection. Ideal for bathrooms, kitchens and laundries. Indoor only IPX2. Compatible with round duct.

- Strong air extraction
- Low noise design
- Rust-free fan
- Requires duct



Size	External Size	Voltage	Power	Air	Code
100mmØ	266x185x222mm	240V	25W	160 m³/hr	FAN-IF100
125mmØ	266x185x222mm	240V	25W	230 m³/hr	FAN-IF125
150mmØ	311x211x252mm	240V	32W	380 m³/hr	FAN-IF150

SQUARE WALL / CEILING EXHAUST FAN

These square wall mounted ventilation fans are stand-alone or compatible with ducting. Attractive decor design. Includes draft self-closing rear flaps and a 90cm power cord with 240Vac power plug for easy plug-in connection. Quiet, long-life ball-bearing fan. High air pressure design.

- Strong air extraction
- Low noise design
- Rust-free fan
- Duct compatible



Size	Voltage	Power	Air	Cutout Size	Height	Code
100mm	240V	13W	120 m³/hr	96mmØ	62mm	WF100
125mm	240V	16W	180 m³/hr	115mmØ	73mm	WF125
150mm	240V	22W	220 m³/hr	145mmØ	73mm	WF150

INLINE EXHAUST FAN KIT

Ready-To-Install inline exhaust fan kit includes a Mixflow inline ventilation fan, one external square grille and a 6m (expanded) flexible aluminium duct. Ideal use for air extraction and ventilation. 3 pin AC plug with 90cm power cable for easy plug-in connection.

Size	Code
100mmØ	FAN-IF100-KIT
125mmØ	FAN-IF125-KIT
150mmØ	FAN-IF150-KIT

3 PART KIT





□ Lighting

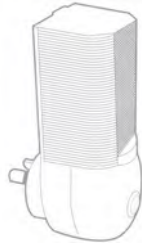
□ Night Lights

LED NIGHT LIGHT WITH DAY/NIGHT SENSOR

Night sensor turns on when dark.
0.2W LED. 40x113x30mm

Code
URNL003

DISCONTINUED



LED NIGHT LIGHTS - BATTERY POWERED

See Page 08-144



□ Daylight Harvesting Night Switches

LIGHT SENSOR SWITCH 240VAC

EXTERNAL WALL MOUNT

Daylight sensor to control lights at dusk and dawn. Sensitivity for the daylight sensor can be adjusted on the unit. If light levels fall below the set limit, the light control sensor is activated and the connected light will turn on.

Day / Night Ambient light automatic switch
Adjustable sensitivity <5 - 50 LUX
Rated 240VAC 10A
Ø82 x 108mm IP65

Code
ENSA-LC1

ENSA™
Energy Saving Devices



LIGHT SENSOR SWITCH 240VAC DIN

DIN MOUNT - EXTERNAL LIGHT SENSOR

Boost your efficiency by maximising use of natural light
Set target light levels to automate light activation (20A max.)
Adjustable trigger light sensitivity (2~100 lux)

Small, corded (1M) sensor for flexible installation / DIN rail mountable
Sensor is IP65 weather-resistance rated photocell for outdoor installation.
1M Cord can be extended

Code
ENSA-LC3



ENSA™
Energy Saving Devices



□ Motion Sensor & Daylight Harvesting

RADAR MOTION ACTIVATED SWITCH 240VAC

ENSA MICROWAVE CEILING MOUNT SENSOR 360°

Ensure lights only turn on when you need them to with sensor switches. ENSA™ sensor switches automatically activate and deactivate your lighting. Featuring light sensing, microwave motion sensing & on-timer. On-timer, daylight and motion sensors can be adjusted to your exact needs. 360° arc/8m microwave detection, circular ceiling mount, indoor use only.
On-timer (10s~12min).
40x100mm Ø IP20
1200W/300W SPST

Code
ENSA-MS2



ENSA™
Energy Saving Devices




RADAR CEILING MOTION ACTIVATED SWITCH

ENSA MICROWAVE CEILING MOUNT IP65 OUTDOOR 360°

The ENSA-PS4 is an intelligent sensor switch, designed for ceiling mounting. It features configurable ambient light sensing, passive infrared motion detection and on-time delay, so you may tailor light usage and energy consumption to your exact specifications.

Automatically activate and deactivate lighting for energy efficiency
Adjustable sensors: Daylight (3~2000lx) / On-timer (10s~30min)
360° circle / Ø20m microwave detection
IP65 rated weather resistant for outdoor use

Code
ENSA-PS4



5.8GHz

ENSA™
Energy Saving Devices



RADAR MOTION ACTIVATED SWITCH 240VAC

ENSA MICROWAVE SENSOR DIRECTIONAL

The ENSA-MS6 is an intelligent sensor switch, designed for wall mounting. It features configurable ambient light sensing, microwave motion detection and on-time delay, so you may tailor light usage and energy consumption to your exact specifications.

Code
ENSA-MS6



ENSA™
Energy Saving Devices

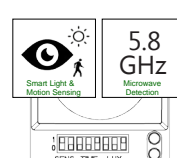


RADAR MOTION ACTIVATED SWITCH 240VAC

HIDDEN BEHIND-CAVITY MICROWAVE SENSOR - ENSA

Uses radar to detect motion. Built-in daylight sensor. LEDs for setup. Adjustable detection range (2 ~ 8m radius), 360° detection arc and it may detect motion through doors, glass windows or thin walls. When movement is no longer detected, the light will turn off automatically as per the on-time delay settings (5s ~ 10min). The daylight sensor is also disabled while the light is on, preventing any false triggering of the light. 250Vac 500W 40x60x25mm

Code
ENSA-MS1



5.8GHz

ENSA™
Energy Saving Devices





Power & Lighting

PIR WALL MOUNT MOTION SENSOR 240VAC

WITH LUX & TIME DELAY ADJUSTMENT

180° IR Coverage with adjustable beam angle 220°
Up to maximum 12 metres
With adjustable light level and time delay 10sec-7min.
240Vac 1200W SPST.
88x75x95mm IP20

Colour	Code
Black	MS180-9B
White	MS180-9W



PIR CEILING MOUNT MOTION SENSOR 240VAC

WITH LUX & TIME DELAY ADJUSTMENT

360° detection range 12M Detection distance
With adjustable light level detection and time delay settings allows users to change it to work at all time or only work during night time.
Required AC 220-240V AC power source
Installation height: 2.2 to 4M

Code
MS360-05



PIR CEILING FLUSH MOTION SENSOR 240VAC

WITH LUX & TIME DELAY ADJUSTMENT

360° detection range
6M Detection distance
With adjustable light level detection and time delay settings allows users to change it to work at all time or only work during night time.
Required AC 220-240V AC power source
Installation height: 2.2 to 4M

Code
MS360-40W



PIR MOTION SENSOR IP65 WALL MOUNT

240VAC 3-WIRE SURFACE MOUNTED

Adjustable infrared PIR surface mounted sensor that is tiltable by 90° up or down to suit wall mount and ceiling mount.
360° IR Coverage up to 20 metres. Day/ Night switch with adjustable ambient light level. Time ON setting 10sec-30min.
240Vac 1000W rated load.
173x56x87mm IP65

Colour	Code
White	MS009
Black	MS010



LIGHTING WITH BUILT-IN SENSORS

SEE EACH LAMP STYLE LISTING

FOUND ON THE FOLLOWING PAGES

Spotlights, office lighting, hallway illumination, etc.



PIR SENSOR MOTION ACTIVATED SWITCH 240VAC

ENSA IP65 NIGHT SENSOR ADJUSTABLE

Automated motion-activated switch that uses a high-sensitivity pyroelectric sensor to detect motion. It also features a built-in daylight sensor and control electronics. Switches 240Vac 5A.
Detection Range 180° / 12m max.
On-time Delay 10s ~ 7min
Ingress Protection IP65
Dimensions 80x120x50mm

Code
ENSA-PS1



ENSA
Energy Saving Devices

PIR CEILING MOUNT MOTION ACTIVATED SWITCH

INDOOR USE 360°

Sensor switch to ensure lights only turn on when you need them. Automatically activate and deactivate your lighting. Models feature light sensing, PIR motion sensing & on-timer
On-timer, daylight and motion sensors are adjustable
360°/4 by 20m rectangular PIR,
Sensor adjust: Light (3~2000lx)

Code
ENSA-PS2



ENSA
Energy Saving Devices

PIR LIGHT SWITCH 240VAC

RECESSED CEILING MOUNT

Ensure lights only turn on when you need them to with sensor switches
Features day light sensing, PIR motion sensing & on-timer (10s~15min)
On-timer, daylight and motion sensors can be adjusted to your exact needs
360° arc / 6m PIR detection, recessed ceiling mount, indoor use only

Code
ENSA-PS3

ENSA
Energy Saving Devices




LED LIGHT 15W 240VAC WITH PIR SENSOR - IP65

ROTATE AND TILTABLE LENS

This surface mount LED security light with PIR motion sensor will turn the LED light on when it detects motion. It has an adjustable head that can swivel by 360° and tilt down by 90°. It also has adjustable light level control for Day/Night operation and timer controls to adjust the length of time the light is on. IP65 rated and UV resistant to suit outdoor operation. 240Vac power input. 230x88x43mm

Housing Colour	White	Black
Colour	Natural White	Natural White
Colour Temp	4000K	4000K
Watt	15W	15W
Voltage	240Vac	240Vac
Dimensions	232x88x43mm	232x88x43mm
Lumens	1100 Lumens	1100 Lumens
IP Rating	IP65	IP65
Dimmable	No	No
Code	LEDSE03	LEDSE04





□ Magnifying Lamps

MAGNIFYING LAMP PRO DESK-CLAMP

5 DIOPTER 150MM LENS

Professional laboratory grade magnifier and lamp assembly. Work bench edge clamp base. Excellent construction and superior adjustability unit with 3 articulation joints. Heavy duty, hidden springs, easy to manoeuvre assistance. Glass lens surrounded by 52 bright LED light for 10W 780lm illumination and vision. Includes clamp base.

Arm 400mm x2
Code IMG6016LED-16



LED MAGNIFYING LAMP - ADJUSTABLE BRIGHTNESS & COLOUR

ADJUSTABLE POLE & GOOSENECK STAND

- 3x Diopter Magnifying (175% or 1.75x)
- Glass Scratch-resistant Lens 145x10mm
- 60x LED illuminated for 10W 600lm brightness
- Capacitance-touch controls on the head unit
- Power I/O and Adjustable colour temperature
- Change brightness of cool, Change brightness of warm
- 50mm Metal gooseneck adjustable neck
- Includes weighted desk stand and desk clamp
- Height extension pole adjustable from 55 to 85mm

Code
IMG6029



MAGNIFYING LAMP DIMMABLE & COLOUR

3X MAGNIFIER LENS ILLUMINATED WITH TOUCH CONTROL

- Professional laboratory grade magnifier 5" (127mm) glass lens with 3 diopter magnification.
- Heavy duty hidden springs in the arm allows for easy manoeuvring
- The magnifier lens is surrounded by 60 LEDs for 9W 510lm.
- Capacitance touch panel on the head for lamp control and power.
- Adjustable LED colour temp' (3500K-6500K) Warm to Cool white.
- Adjustable luminosity with LED brightness control.
- Change the light to suit the environment and item being viewed.
- Supplied with a heavy duty clamp to be attached to a desk.
- Optional desk stand and trolley stand is available.
- 20V 600mA mains power supply is included.

Code
IMG6021



DESKTOP LAMP & MAGNIFIER 100 MM

90MM LENS 5X

Compact desk-top lamp with magnification as used for meticulous detailed work 90mm magnifying lens with a 5 diopter scratch resistant lens surrounded by 32x Super bright LEDs for 6W 480lm illumination. Adjustable angle mast 400mm max Ball-In-Socket head joint. 240Vac. Weighted base.

Code
IMG2012B-LED



LAMP STANDS TO SUIT IMG6021

TROLLEY STAND ONLY

Four caster-wheel trolley stand 600mm tall. Base only. Requires IMG6021

Code
IMG04

DESKTOP BASE ONLY

Weighted base for a non-scratch desk-top. Base only. Requires IMG6021 or IMG6016LED-12

Code
IMG01





Power & Lighting

Desktop Lamps

LED SPOTLIGHT CORDLESS GOOSENECK - PRO

MAGNETIC BASE OR DESK CLAMP - BATTERY OPERATED

Goose Neck to Focus bright, clear light exactly where it's needed, and being battery operated, anywhere it's needed! With a powerful magnetic base, a clamping metal sub-base and a flexible Gooseneck, this 14 LED-bulb lamp anchors down on power tools, workbenches and more, then bends and flexes its way into perfect position while staying out of your way. Great for delicate cuts, precise drilling, under the bonnet, in the field or whenever you need to brighten up your view. Requires 3x AAA batteries.

Code
IMG6429




3 IN 1 RECHARGEABLE LED FLASHLIGHT KIT

3-in-1 LED Light Kit with 3 Quick-connect inter-changeable light heads allow you to use this LED light as flashlight (170x30mmØ), work light (+210mm) or flexible neck light (+350mm). Lithium-ion rechargeable through micro-USB port. Magnetic base to suit handsfree applications.

- 3 interchangeable heads for different lighting needs
- 5 Lighting Modes - High / Medium / Low / SOS / Strobe
- Super Bright - 600LM (flashlight head), 400LM (work light head), 200LM (flexible gooseneck head)
- Flashlight and flex-light offer adjustable beam focus
- Work light turns around in 360 degrees horizontally and vertically
- Concealed USB port with LED charging indicator
- A carrying case including for storing components

Code
RT81



DESKTOP LED LIGHT - BATTERY OR USB

FLEXIBLE GOOSENECK

This LED desk lamp features bright white SMD LEDs and has 3 adjustable brightness levels using the convenient touch control. The flexible gooseneck allows you to adjust the light in direction. Powered by 4x AA batteries (included) or USB power with the included USB to 2.1mm DC cable (requires USB power adaptor). 98x118x265mm

Code
URL002

DISCONTINUED



DESKTOP LED LIGHT - BATTERY OR USB

ANGLE ADJUSTABLE

This LED desk lamp features 2x bright white COB LED and has 3 adjustable brightness levels using the convenient touch control. The flexible arm is jointed in 3 places and allows you to easily adjust the light direction. Powered by 4x AA batteries (included) or optional 5Vdc power supply. 127x71x245mm


Code
URL001



USB SNAKE LIGHT - GOOSE NECK 12"

Powered from any USB port . Ideal reading or instrument lamp. Flexible metal gooseneck for easy & accurate light positioning. USB-A Plug. 300mm metal snake. Single bright LED ~1W.

Code
USB193



LANTERNS & WORK LIGHTS

SEE TORCH PAGES AHEAD...





Fluorescent

FLUORESCENT TUBE LIGHT STARTER

As used in common Fluorescent lamp bases.

Watt	Code
20W	FLS20
40W	FLS40



FLUORESCENT BALLAST 36W

2ND - EXTRACTED FROM NEW T8 LIGHT ASSEMBLY

Switch-mode Electronic Ballast to suit 36W Fluorescent Tube Light Fittings T8 (1.2M). Un-used, brand new, just has minor screw markings as they were originally extracted from a new light fitting. Push-fit wire connections. Metal shielded.

Watt	36W
V in	220-240Vac
Current	0.17A
Size	150x40x28mm
Code	BAL36T8



• Tridonic PC 1X36 T8 TEC



T4 FLUORESCENT GLOBE ROUND 12W

4 PIN BASE

12W 138mm Globe Only.

Code	LMP2012
------	---------



4 Pin 12W



115mm I/D
138mm O/D



T5 FLUORESCENT GLOBE ROUND 28W

4 PIN BASE

28W T5 Tube
205mm x 17mmØ

Code	LMP6016
------	---------



28W



LED Light Automotive

LED LIGHTING AUTOMOTIVE

SEE SECTION 09



VEHICLE STRIP LIGHTING SEE THE AUTOMOTIVE SECTION 09

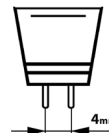
Halogen Lighting

MR11 GU4 HALOGEN LAMP 35W - PHILIPS NOS

DICHROIC REFLECTOR 30°

- Phillips long-life globe Fully dimmable 0-100%
- Dichroic reflector Light reflecting, heat absorbing
- No mercury. Excellent colour rendering Ra = 100

Watt	35W
Volts	12V
Beam Angle	30°
Size	Ø35.3x40mm
Code	MR11-35-PH



MR16 GU5.3 HALOGEN LAMP 20W NOS

DICHROIC REFLECTOR 45°

- UV-Block front glass & Excellent colour Ra=100
- High-intensity clearly defined beam spread 45°
- Reflector has a light-transmitting dichroic coating

Watt	20W
Volts	12V
Beam Angle	45°
Size	Ø50x40mm
Code	MR16-20



GU10 HALOGEN LAMP 240VAC NOS

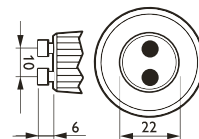
- Direct to Bayonet 240Vac insulated base
- Aluminium reflector with UV-Block front glass
- Excellent colour rendering halogen globe
- High-intensity beam clearly defined spread

GENERIC BRANDED 38°

Watt	50W
Volts	240V
Beam Angle	38°
Size	Ø50x40mm
Code	GU10-50

PHILIPS 36°

Watt	50W
Volts	240V
Beam Angle	36°
Size	Ø50x50mm
Code	GU10-50PH



G4 & G6.35 12V QUARTZ HALOGEN BULB ONLY

G4 BASE (4mm)

Pins	Size	Watt	Code
4mm	22x8mm	20W	QHL20

G6.35 BASE (6.3mm)

Pins	Size	Watt	Code
6mm	30x10mm	20W	QHL21
6mm	30x10mm	50W	QHL50
6mm	30x10mm	75W	QHL75
6mm	30x10mm	100W	QHL101



QUARTZ HALOGEN HORIZONTAL 240V

78/118x12mm Replacement Globe

Watt	Length	Code
100W	78mm	QHL100
150W	78mm	QHL150
300W	118mm	HG300W
1000W	189mm	QHL1000





Power & Lighting

MR16 & GU10

MR16 LED DOWN LIGHT 12V 5W - ENSA 105°

ALSO SUITABLE FOR GU5.3 BI-PINS 50mmØ

The ENSA™ LED MR16 / GU5.3 Bi-Pin bulb series provides an energy efficient, long life lighting solution in a variety of general purpose illumination applications. 12Vdc. Not dimmable.

- Available in cool and warm white colour temperatures.
- 400 Lumens at 12Vdc at less than 500mA (5.5W)
- Frosted diffuser soft light with 105° beam angle
- 10 year warranty with up to 20 year lifespan
- MR16 & GU5.3 Pin, 50mm Depth & Diameter

Colour	Colour Temp	Code
Warm White	3000K	LED2452-5-30
Cool White	6500K	LED2452-5-65



MR16 LED DOWN LIGHT 240V 6W TRI-CCT - CLA 60°

Includes switch to change the white colour temperature. Not dimmable. 6W 12Vdc. CRI: >80. 432-605 lumens. Beam angle 60°

Colour	Colour Temp	Code
Warm White	3000K /	MR16-6-345
/ Natural /	4000K /	
Daylight	5000K	



GU10 LED DOWN LIGHT 240V 5W - ENSA 105°

BAYONET TYPE 5.5W 240VAC

- Available in cool and warm white colour temperatures.
- Frosted diffuser soft light and removes LED glare.
- 10 year warranty with up to 20 year lifespan.
- 240Vac 5.5W 400 lumens 105° Beam angle
- Not dimmable

Colour	Colour Temp	Code
Warm White	3000K	LED2453-5-30
Cool White	6500K	LED2453-5-65



GU10 LED DOWN LIGHT 240V 6W - CLA 120°

NON DIMMABLE 50mmØ 120° WIDE BEAM ANGLE 240VAC

This 6W GU10 LED downlight is designed to be used in any indoor commercial and residential applications to produce high illumination and light reflection. Super long lifespan up to 20000 hours. Size: 53x50mmØ. 240Vac 6W 470 lumens.

Colour	Colour Temp	Code
Warm White	3000K	GU10-6-30
Natural White	5000K	GU10-6-50

Not dimmable.



ALUMINIUM CONCRETE DOWNLIGHT CANISTER

90MM HOLE SUITABLE FOR POPULAR STANDARD SIZES

Canister insert for creating a suitable cavity in a concrete slab. Suitable for downlights with classic 90mmØ cut-out hole diameter.

Pre-cut with conduit cable entry points. Includes earth lead. Removable back cover. Canister outer dimensions are: Height 114mm, Outer Diameter 173mm, Hole 95mm

Code
CCM90



95mm

MR16 CEILING MOUNT HOLDER

FIXED HEAD FLUSH MOUNT WITH HEAT SHIELD

Die-cast Aluminium metal heat shield flush mount with twist lock head mechanism system. MR16 base mount and connection cable included. Ø67mm cutout hole. Size Ø67mmx100mm.

Code
M16CAN



GU10 LED DOWN LIGHT 240V 6W TRI-CCT - CLA 60°

Includes switch to change the white colour temperature. Not dimmable. 240Vac 6W CRI: >80. 432-605 lumens. Beam angle 60°

Colour	Colour Temp	Code
Warm White	3000K /	GU10-6-345
/ Natural /	4000K /	
Daylight	5000K	



MR16 LAMP HEAT CAN

ALUMINIUM HEAT CAN ONLY

Heat can back cover only to suit MR16 type light fixtures. Base and lamp not included. Available in two sizes.

Size	Code
100x70mmØ	RDL1600CAN
100x92mmØ	RDL1601CAN



MR16 LAMP HOLDER CABLE

PUSH IN TYPE

Low voltage MR16 lamp holder cable. Available in three different lengths.

Length	Code
40cm	RDL9001-040
200cm	RDL9001-200



All Bases are compatible with
Halogen and LED Down Lights



Down Light Bases

DOWN-LIGHT CASING MR16 - COMPACT

72MM HOLE - SATIN CHROME FIXED HEAD - NO GLOBE

Die cast aluminium, Fixed head, twist lock.
Suits to MR16 lamps and LED.
MR16 plug cable included.
Cut out hole Ø72mm.
Size Ø81x50mm.

Code
RDL1600SC



DOWN-LIGHT CASING MR16 - GIMBAL ROUND

SATIN CHROME TILT HEAD GIMBAL 45° - NO GLOBE

Die case aluminium casing, Twist lock.
Suits to MR16 lamps and LED.
MR16 Lamp holder cable included.
Cut out hole Ø92mm.
Size Ø103x49mm

Code
RDL1601SC



DOWN-LIGHT CASING MR16 - GIMBAL SQUARE

ROUND GIMBAL - NO GLOBE

Die cast aluminium casing with 45° round gimbal.
Twist lock. Suits to MR16 lamps max 50W.
MR16 Lamp holder cable included.
Cut out hole Ø92mm.
Size 103x103x49mm

Colour	Code
White	RDL1602WH
Satin Chrome	RDL1602SC



DOWN-LIGHT CASING MR16 - GIMBAL RECESSED

Pressed steel casing with twist lock.
30° internal centre tilt.
Suitable for MR16 or GU10 lamps.
One MR16 Lamp holder cable included.
Cut out hole 86mm². No globe supplied

Colour	Size	Code
White	92x92mm	RDL1603WH-1
Silver	92x92mm	RDL1603SL-1



DOWN-LIGHT CASING MR16 - GIMBAL DELUXE

PREMIUM GRADE - NO GLOBE

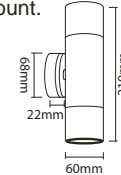
Natural anodised finish.
Corrosion resistant premium grade aluminium. 30° centre tilt and 350° rotatable. Durable retention springs. Suitable for the MR16 and GU10 lamps.
MR16 Lamp holder cable included. Size Ø90x54mm.
Cut out hole Ø82mm.

Code
RDL1606



DOWN-LIGHT CASING GU10 - DUAL EXTERNAL

Up/down pillar light, powder coated aluminium IP65 has two GU10 bases. Globes are not included.
210x60mmØ + wall mount.



Colour	Code
Black	DB35BK
Chrome Silver	DB35SL

LED Lighting - G4 Retro Fit

G4 BASE LED BULB 12V AC/DC 1.5W

Lumens	160lm
Colour	Warm White
Colour Temp	3000K
Watt	1.5W
Dimensions	40x15mmØ
Code	LEDG4-015-3



G4 BASE LED BULB 12V AC/DC 3W

Lumens	300lm	300lm
Colour	Warm White	Cool White
Colour Temp	3000K	6000K
Power	3W	3W
Size	43x16mmØ	43x16mmØ
Code	G4-SMD51-C3	G4-SMD51-C6



G4 BASE LED BULB 12V AC/DC 4.5W

Lumens	450lm	450lm
Colour	Warm White	Cool White
Colour Temp	3000K	6000K
Power	4.5W	4.5W
Size	49x16mmØ	49x16mmØ
Code	G4-SMD75-C3	G4-SMD75-C6



G4 BASE LED BULB 12V AC/DC 5W

Lumens	550lm	550lm
Colour	Warm White	Cool White
Colour Temp	3000K	6000K
Power	5W	5W
Size	47x18mmØ	47x18mmØ
Code	G4-SMD42-C3	G4-SMD42-C6



G4 BASE LED BULB 12V AC/DC 1W

Lumens	100lm	100lm
Colour	Warm White	Cool White
Colour Temp	3000K	6000K
Power	1W	1W
Size	24mmØ	24mmØ
Code	G4-SMD9-C3	G4-SMD9-C6



G4 BASE LED BULB 12V AC/DC 1.8W

Lumens	180lm	180lm
Colour	Warm White	Cool White
Colour Temp	3000K	6000K
Power	1.8W	1.8W
Size	30mmØ	30mmØ
Code	G4-SMD21-C3	G4-SMD21-C6





Power & Lighting

Appliance Lamps

LAMP B22 BAYONET

Base BC B22D
Volts 240Vac
Watt 25W
Temp <100°C
Code CL809



LAMP E14 - PANASONIC

Base E14 SES
Volts 240Vac
Watt 25W
Temp <100°C
OEM ANE6030Q50GN
Code MWL50



LAMP E17

Base E17 SES E17 SES
Volts 240Vac 125Vac
Watt 20W 20W
Temp 300°C <100°C
Code CL821 MWL40



LAMP E17 CONVECTION

Base E17 SES
Volts 240Vac
Watt 20W
Temp 300°C
OEM A60304080BP
Code MWL80



LAMP & BRACKET 4.8MM

Hi-Temp bulb & base with 40mm between mounting holes. 60mm tall, 25mm bulb.

Volts 240Vac
Watt 25W
Tags 4.8mm
Temp 300°C
Code CL829



LAMP E14

Base E14 SES E14 SES
Volts 240Vac 130Vac
Watt 25W 25W
Temp <100°C <100°C
Code CL818 CL819



LAMP E17 125VAC

Base E17 SES
Volts 125Vac
Watt 20W
Temp <100°C
Code CL822



LAMP & BRACKET R/A 4.8MM

Hi-Temp bulb & base as one. 40mm between mounting holes. 25mmØ Bulb. 66mm height.

Tags 4.8mm
Volts 240Vac
Watt 25W
Temp 300°C
Code CL828



LAMP E14 - LONG 80X25MMØ

Base E14
Volts 240Vac
Watt 40W
Temp STD
Code CL830



LAMP & BRACKET

Tags 4.8mm
Volts 240Vac
Watt 25W
Temp <100°C
Code CL825



LAMP & BRACKET R/A 4.8MM

Hi-Temp bulb & base as one. 40mm between mounting holes. 25mmØ Bulb. 65mm total height.

Tags 4.8mm pair
Volts 240Vac
Watt 25W
Temp 300°C
Code CL833



LAMP E14 CONVECTION

Base E14 SES E14 SES
Volts 240Vac 240Vac
Watt 15W 25W
Temp 300°C 300°C
Code CL802 CL807



LAMP & BRACKET INLINE

Tags 4.8mm
Volts 240Vac
Watt 20W
Temp <100°C
Code CL823



LAMP & BRACKET 6.5MM

Hi-Temp bulb & base as one. 40mm between mounting holes. 25mmØ Bulb. 66mm total height.

Tags 6.5mm
Volts 240Vac
Watt 25W
Temp 300°C
Code CL827



1.5W E14 LED BULB

APPLIANCE GLOBE

The E14 screw base LED bulb is suitable for appliance lighting, such as in refrigerators. 240Vac. NOT High Temperature safe.

Lumens	120lm	120lm
Power	1.5W 240Vac	1.5W 240Vac
Beam Angle	360°	360°
Size	Bulb 23x25mmØ	Bulb 23x25mmØ
Colour Temp	Warm White	Cool White
Colour	3000K	6000K
Code	LBL-BC1-W1	LBL-BC1-C1



LAMP & BRACKET 6.5MM 4.8MM

Volts 240Vac
Watt 25W
Tags 6.5mm
4.8mm
Temp 300°C
Code F612E4





LED Lighting - Retro Fit Bulbs

LED FILAMENT DIMMABLE CANDLE LAMPS

CLASSIC INCANDESCENT EMULATION

These stylish 4W candle shape LED filament bulbs are designed to give your room the vintage look without the power consumption and associated cost. Available in B22 (Bayonet), B15 (Small bayonet), E27 (Screw) or E14 (Small screw) base and you can choose between cool white and warm white colour. Suitable for dimming, 2 way switching or use with PIR/microwave sensors.



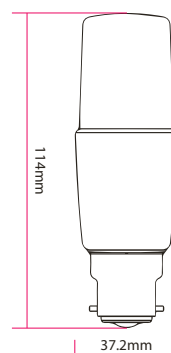
Socket	B22	E27	B15	E14	B22	E27	B15	E14
Colour	Warm White	Warm White	Warm White	Warm White	Cool White	Cool White	Cool White	Cool White
Colour Temp	2700K	2700K	2700K	2700K	6000K	6000K	6000K	6000K
Lumens	400lm	400lm	400lm	400lm	400lm	400lm	400lm	400lm
Watt	4W	4W	4W	4W	4W	4W	4W	4W
Equiv.	40W	40W	40W	40W	40W	40W	40W	40W
Dimensions	93x 35mmØ	93x 35mmØ	93x 35mmØ	93x 35mmØ	93x 35mmØ	93x 35mmØ	93x 35mmØ	93x 35mmØ
Dimmable	Yes	Yes	Yes	Yes	Yes	Yes	Yes	Yes
Code	LEDCFD22-4-27	LEDCFD27-4-27	LEDCFD15-4-27	LEDCFD14-4-27	LEDCFD22-4-60	LEDCFD27-4-60	LEDCFD15-4-60	LEDCFD14-4-60

9W TUBULAR LED BULB - B22 BAYONET TYPE DIMMABLE

9W dimmable tubular shape LED bulb with B22 bayonet base. Each bulb includes 10x SMD2835 LED. Dimmable, supports 2 way switching, suitable for use with Microwave and PIR sensors. Available in Warm White, Natural White, Daylight and Cool White. Frosted glass diffuser.



Base	B22	B22	B22	B22
Colour	Warm White	Natural White	Daylight	Cool White
Colour Temp	3000K	4000K	5000K	6000K
Lumens	800lm	800lm	800lm	800lm
Watt	9W	9W	9W	9W
Equiv.	60W	60W	60W	60W
Beam Angle	200°	200°	200°	200°
Size	114x37mmØ	114x37mmØ	114x37mmØ	114x37mmØ
Code	LEDT40D-22-30	LEDT40D-22-40	LEDT40D-22-50	LEDT40D-22-60


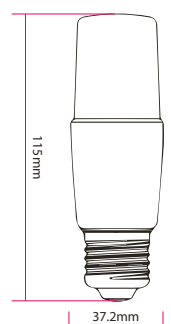


9W TUBULAR LED BULB - E27 SCREW TYPE DIMMABLE

9W dimmable tubular shape LED bulb with E27 screw base. Each bulb includes 10x SMD2835 LED. Dimmable, supports 2 way switching, suitable for use with Microwave and PIR sensors. Available in Warm White, Natural White, Daylight and Cool White. Frosted glass diffuser.



Base	E27	E27	E27	E27
Colour	Warm White	Natural White	Daylight	Cool White
Colour Temp	3000K	4000K	5000K	6000K
Lumens	800lm	800lm	800lm	800lm
Watt	9W	9W	9W	9W
Equiv.	60W	60W	60W	60W
Beam Angle	200°	200°	200°	200°
Size	115x37mmØ	115x37mmØ	115x37mmØ	115x37mmØ
Code	LEDT40D-27-30	LEDT40D-27-40	LEDT40D-27-50	LEDT40D-27-60



PAR38 15W LED SPOT GLOBE E27 BASE IP65

IP65 LARGE REFLECTOR FLOOD LIGHT NON-DIMMABLE

- Input voltage: 240V AC 50Hz
- Wattage: 15W
- Driver input: 130mA
- Driver output: 250mA
- 36 pieces Epistar 2835 LED chips
- Beam angle: 60°
- Operating temperature: -25 to 450°C
- Not suitable for dimming
- Suitable for 2 way switching
- Suitable for PIR or Microwave sensor
- Material: Aluminium + PC
- IP65 ingress rating



Colour	Colour Temp	Lumens	Size	Code
Warm White	3000K	1300lm	135x122mmØ	LED38-15-30
Daylight White	5000K	1350lm	135x122mmØ	LED38-15-50

E27 LED LIGHT GLOBES - NON DIMMABLE - CLA

MEDIUM REFLECTOR FLOOD LIGHT NON-DIMMABLE

- Edison base lighting semi-flood type globes
- Popular style globe in kitchen spot lights, etc.
- Replacement for 50-65W incandescent lamp.
- Frosted PC diffuser 105° beam angle
- Aluminium Heatsink long life design
- SMD2835 LEDs energy efficient
- Not suitable for dimming
- Two sizes; 63mmØ, 80mmØ



Colour	Warm White	Daylight	Warm White	Daylight
Colour Temp	3000K	5000K	3000K	5000K
Lumens	640lm	640lm	810lm	810lm
Watt	8W	8W	10W	10W
Dimensions	103x63mmØ	103x63mmØ	114x80mmØ	114x80mmØ
Code	LEDR63-8-3	LEDR63-8-5	LEDR80-10-3	LEDR80-10-5



Power & Lighting

8W LED LIGHT BULB FILAMENT STYLE DIMMABLE

These stylish 8W LED filament globes are designed to give your room the vintage look without the power consumption and associated cost. Available with B22 (Bayonet) base, or E27 (Edison Screw) base and you can choose between cool white and warm white colour. Suitable for dimming, 2 way switching or use with PIR/microwave sensors. Full sized glass bulbs. Wide angle of dispersion.

Socket	B22	B22	E27	E27
Colour	Warm White	Cool White	Warm White	Cool White
Colour Temp	2700K	6000K	2700K	6000K
Lumens	800lm	800lm	800lm	800lm
Watt	8W	8W	8W	8W
Equiv.	75W	75W	75W	75W
Beam Angle	360°	360°	360°	360°
Dimensions	105x 60mmØ	105x 60mmØ	105x 60mmØ	105x 60mmØ
Dimmable	Yes	Yes	Yes	Yes
Code	LEDCFD22-8-27	LEDCFD22-8-60	LEDCFD27-8-27	LEDCFD27-8-60

**CLASSIC
INCANDESCENT
EMULATION**



10W LED LIGHT BULB - DIMMABLE- CLA

10W dimmable standard household globe, GLS shape. B22 bayonet base. Dimmable, suitable to use with most leading edge dimmers and sensors. Available in Warm White, Daylight and Natural White light colours. Frosted glass diffuser. 25,000 hours lifespan.

B22 BAYONET

Colour	Warm White	Natural White	Daylight
Colour Temp	3000K	4000K	5000K
Lumens	810lm	810lm	850lm
Watt	10W	10W	10W
Equiv.	60W	60W	60W
Beam Angle	300°	300°	300°
Size	109x60mmØ	109x60mmØ	109x60mmØ
Code	LED2450D-10-30	LED2450D-10-40	LED2450D-10-50



E27 EDISON SCREW

Colour	Warm White	Natural White	Daylight
Colour Temp	3000K	4000K	5000K
Lumens	810lm	810lm	850lm
Watt	10W	10W	10W
Equiv.	60W	60W	60W
Beam Angle	300°	300°	300°
Size	109x60mmØ	109x60mmØ	109x60mmØ
Code	LED2451D-10-30	LED2451D-10-40	LED2451D-10-50



LED LIGHT BULB - NOT DIMMABLE - CAMELION

Classic shaped light bulb with common B22 bayonet or E27 Edison Screw type connectors. Available in 9W, 11W and 14W. Low cost and energy saving LED replacement bulbs. Frosted glass diffuser 240° beam angle. Long life, up to 15000 hours of use. Not Dimmable.

B22 BAYONET

Colour	Warm White	Cool White	Cool White
Colour Temp	2700K	6500K	6500K
Lumens	806lm	1055lm	1521lm
Watt	9W	11W	14W
Equiv.	75W	85W	115W
Beam Angle	240°	240°	240°
Size	105x60mmØ	114x60mmØ	132x70mmØ
Code	CACLS9B22W	CACLS11B22D	CACLS14B22D



E27 EDISON SCREW

Colour	Warm White	Cool White	Cool White
Colour Temp	2700K	6500K	6500K
Lumens	806lm	1055lm	1521lm
Watt	9W	11W	14W
Equiv.	75W	85W	115W
Beam Angle	240°	240°	240°
Size	105x60mmØ	114x60mmØ	132x70mmØ
Code	CACLS9E27W	CACLS11E27D	CACLS14E27D



TUYA SMART WIFI RGB DIMMABLE LIGHT BULB 7W

APP CONTROLLED THROUGH WIFI CONNECTION

The 7W Standard size RGB light bulb can be managed by the Tuya Smart Life App available on iOS and Android. You can pair your phone with the light bulb through Wifi. No hub required. Full colour RGB and dimmable. Support voice control with Amazon Alexa and Google Assistant.

- Smart App-Controlled colour LED bulb RGB+CCT.
- Includes built-in driver control circuit with WiFi receiver
- Set the light colour from 16 millions+ different colours
- Easy to setup with popular Tuya Smart Life - Smart Living App.
- Supports voice control. Works with Amazon Alexa, Google Assistant.
- 1-100% dimmable.
- Supports timer functions, smart scene and group control.



Base	Colour	Code
B22	Multicolour	LED2490-7-B22
E27	Multicolour	LED2490-7-E27

LED LIGHT BULB TRI-CCT WHITE - CLA

TEMPERATURE COLOUR SWITCH - GLOBES NOT DIMMABLE

Classic shaped light bulb for common direct retrofitting. TRI-CCT Multiple white colour temperature switch on housing. Frosted glass diffuser 240° beam angle. Not Dimmable.



Base	B22	E27
Colour	Switched	Switched
Colour Temp	3000K / 4000K / 5000K	3000K / 4000K / 5000K
Lumens	729-891lm	729-891lm
Watt	10W	10W
Beam Angle	240°	240°
Size	111x60mmØ	111x60mmØ
Code	LED2450D-10-345	LED2451D-10-345

WARM	NATURAL	COOL
3000K	4000K	5000K



□ LED Lighting - Smart Home WiFi

KASA - FREE SMART HOME APP

Control your lighting from anywhere with the Kasa Smart App from TP-Link. The smart bulb installs as easily as a standard light bulb and connects to your home Wi-Fi in no time through the free Kasa app. Kasa also lets you manage your lights with your smartphone, including adjusting brightness and setting schedules and tracking energy used. For added convenience, you can use your voice to control the smart bulb when paired with Amazon Alexa and Google Assistant.




KASA SMART WIFI 3 WAY POWER STRIP WITH USB

TP-Link's Kasa Smart Wi-Fi Power Strip supports 3 independently controllable smart AC power outlets. USB ports are always-on charging/power. Surge protection. Controllable from anywhere through the Kasa Smart App available on iOS or Android smartphones or tablets. It allows you to remotely turn off or on device such as lamps, fans and other appliances. It works with Amazon Alexa, Google Assistant and IFTTT and supports voice control through them. The App also allows you to set schedules to turn on or off your appliance at specific times.

- 3x Smart AC power outlets with On/Off buttons
- 2x 5V 2.4A USB Ports
- Wi-Fi Protocol: IEEE 802.11b/g/n
- Wireless Frequency: 2.4GHz
- Input: 240V~, 50/60Hz 10A
- Output: Max total loading 10A 2400W
- Built-in surge protector

Code

TL-KP303



KASA LED FILAMENT SMART BULB - SOFT WHITE

SOFT WHITE DIMMABLE 7W

WiFi controlled by the free Kasa Smart App for iOS and Android. No Hub required. Integrate with other Kasa devices for Scenes and Schedules Smart Home compatible with Alexa and Hey Google. 7W 800lm Soft White 2700K. Dimmable control.

Base Code

B22 TL-KL50B



KASA LED SMART BULB - MULTI COLOUR

MULTI-COLOUR + WHITE TEMPERATURE 10W

WiFi controlled by the free Kasa Smart App for iOS and Android. No Hub required. Integrate with other Kasa devices for Scenes and Schedules Smart Home compatible with Alexa and Hey Google. 10W 800lm White 2500K-9000K + Multi-Colour. Dimmable.

Base Code

B22 TL-KL130B



TWO SYSTEMS: TP-LINK KASA & TP-LINK TAPAO

KASA OFFERS HIGHER PERFORMANCE & MORE FEATURES

Tapo offers a competitive price point, while Kasa offers stronger performance and feature set including IFTTT compatibility, etc. These two product lines are not cross compatible with each other. However, this may change as TP-Link moves forward... Currently, you will need a separate APP to control each product line and their associated items. 3rd party APPs or ITT Hubs may be available that are compatible with more than one system.


KASA SMART SLIM WIFI POWER PLUG

WITH ENERGY MONITORING

Compact power on/off controller compatible with TP-Link's KASA App (Android & iOS) and works with IFTTT, Alexa, Google, SmartThings, and others. Includes power usage monitoring sensor.

Code

TL-KP115



□ Smart Home TP-Link - TAPAO App

TAPAO LED SMART BULB - MULTI COLOUR

16M Colour adjustable, temp' adjustable, dimmable, up to 806 lumens. Tapo app WiFi smart phone, Alexa, google assistant compatible.

Base	B22	E27
Watt	8.7W	8.7W
Colour	Multicolour	Multicolour
Colour Temp	2500-6500K	2500-6500K
Dimmable	Yes	Yes
Beam Angle	220°	220°
Code	TL-TAPOL530B	TL-TAPOL530E



WARM WHITE DIMMABLE 8.7W

Base	B22	E27
Watt	8.7W	8.7W
Lumens	800lm	800lm
Colour	Warm White	Warm White
Colour Temp	2700K	2700K
Dimmable	Yes	Yes
Beam Angle	220°	220°
Code	TL-TAPOL510B	TL-TAPOL510E

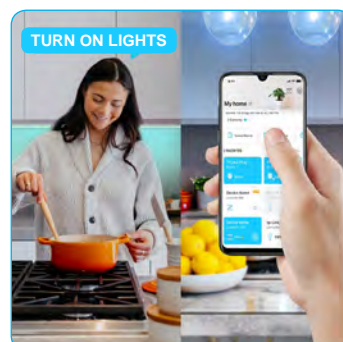


TAPAO P100 MINI SMART WIFI POWER PLUG

The Tapo P100 Smart WiFi Plug works with TP-LINK's TAPAO app, both Android and iOS. Local Wi-Fi control or remote control through the TP-LINK Cloud. It features timer and schedule settings, voice control via Alexa and Google Assistant, Away mode. Quick and easy to setup.

Code

TL-TAPO100-1





Power & Lighting

□ LED Lighting - Panel Baton Tube Lights

LED T8 TUBE LIGHT - CLA

STARTER MODIFICATION UNIT INCLUDED

T8 LED tube light with a cool white colour temperature for replacing traditional fluorescent tube lights. High energy efficiency, better quality and long lasting. Includes LED starter. Available in 2-feet or 4-feet.

- Low power LED T8 tube light with 165° beam angle.
- Perfect as a direct replacing T8 fluorescent tubes.
- Includes LED starter for use in Fluoro upgrades.
- Classic cool-white 6000K colour temperature.
- LED Light defuser for even distribution
- Long lifespan of 25000 hours, flicker free.
- Not suitable for use with dimmers.
- For indoor use only (or in a protected housing)
- Made from recycle friendly materials

Size	2 Foot	4 Foot	4 Foot
Watt	9W	18W	18W
Colour	Cool White	Cool White	Cool White
Colour Temp	6000K	6000K	6000K
Dimensions	589x28mmØ	1198x28mmØ	1198x28mmØ
Lumens	850lm	1600lm	1600lm
Code	LEDT82F9	LEDT84F18	LEDT84F18-25



DIRECT
REPLACEMENT
COMPATIBLE



Starter replacement included.
NOTE: Can also be used by removing ballast and starter, however, any changes to mains power wiring should always be done by a qualified electrician. See instruction sheet for details.

LED T8 TUBE LIGHT WITH PIR SENSOR 18W - 1.2M

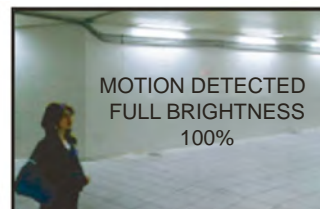
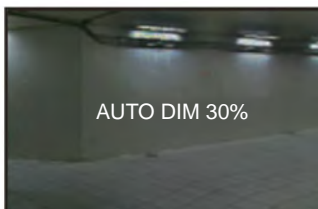
4FT LAMP WITH INFRA-RED MOTION SENSOR

The ENSA™ LTU-C Intelligent LED tube replacement lights are not only 50% more energy efficient than conventional fluorescents, they also utilise motion sensor technology to achieve impressively low total energy consumption. Combined with an extended life span LED of 50K hours, makes them the perfect replacement tube for areas with intermittent people traffic. Supplied with an LED starter for retrofitting if required.

Lumens	1800lm
Colour	Cool White
Colour Temp	6000K
Power	18W
Beam Angle	140°
Size	Ø26 x 1200mm
Base	G13
Code	LTU-C18-CS



ENSA™



40W SURFACE MOUNTED TRI CCT LED BATTEN LIGHT - 1M

NON-DIMMABLE SWITCHABLE COLOUR TEMPERATURE 1032MM

1M long LED batten light with switchable colour temperature between warm white, natural white and cool white. Indoor use. Painted metal housing. 240Vac electrician install.

Integral constant current non-dimmable LED driver. 1032x62x65mm housing with steel body. Quality white powder coat finish with robust polycarbonate diffuser. Large terminal block, easy installation. Selectable colour temperature between 3000K (warm white), 4000K (natural white), 6000K (cool white) with an built-in switch. High efficiency SMD LED chips, CRI > 80 120 degree beam distribution.

Lumens	Colour	Colour Temp	Power	Beam Angle	Dimensions	Code
3600lm	Switched	3/4/6000K	40W	120°	1032x62x65mm	LEDBT0340-346



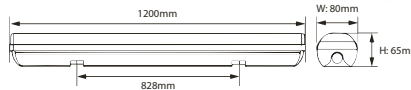


□ LED Lighting - Outdoor Battens

LED TRI CCT BATTEN LIGHT OUTDOOR IP65 - 4FT

NON-DIMMABLE - WEATHER RESISTANT IP65/IK08 4FT

Input voltage range: 240V 50Hz screw terminals
 Inbuilt Constant Current LED driver LED chips: 240x SMD2835
 1200x80x75mm IP65 IK08 Polycarbonate Housing & diffuser
 Tri-CCT (3000K/ 4000K/ 5000K) colour temperature switchable
 Brightness switch 18W or 36W (1750 - 3700 lumens)
 Power factor: 0.9, Non-dimmable, CRI>80
 Suitable for 2-way switching and 3 wire motion sensors
 Includes 2x Mounting brackets (Stainless steel grade 304)
 IP65 Ingress rating and vandalproof IK08



Lumens	Colour	Colour Temp	Power	Beam Angle	IP Rating	Dimensions	Code
1750-1850lm (18W),	Warm White /	3000K /	18W/36W	120°	IP65 IK08	1200x80x75mm	LEDBT0240-345
3500-3700lm (36W)	Natural Light	4000K /					
	/ Daylight	5000K					

* This professional light must only be installed by a qualified electrician.

LED BATTEN LIGHT OUTDOOR 2FT/4FT - DAYLIGHT & MOTION SENSOR

ENSA - NON-DIMMABLE - IP65 - CLEAR LENS

This LED batten light is an automated energy saving batten light. Features a 1M to 8M adjustable microwave motion sensor, day/night sensor and control electronics to achieve superb energy savings. When ambient light levels are above the set limit, the LED remains in standby mode, consuming only 0.9W. When ambient light levels fall below the set limit, the light will turn on when motion is detected. On-time delay settings (10s to 12min). IP65 weatherproof rating. Stainless steel mounting clips. Polyurethane gasket and mounting components. 240Vac. Not dimmable. No lead or plug.



Lumens	Colour	Colour Temp	Power	Beam Angle	IP Rating	Dimensions	Code
1350Lumens	Cool White	6000K	18W	140°	IP65	600x95x80mm	LEDBT18WS
3240Lumens	Cool White	6000K	36W	140°	IP65	1200x95x80mm	LEDBT36WS

* This professional light must only be installed by a qualified electrician.

LED BATTEN LIGHT OUTDOOR 2FT/4FT - DAYLIGHT & MOTION SENSOR

ENSA - NON-DIMMABLE - IP65 - FROSTED LENS - NSW ESS Accepted

The ENSA™ LED batten light series comprises customisable energy efficient lighting solutions that deliver control over your lighting, without the need for a complex management system. This model features an integrated daylight & microwave motion sensor that will turn off the light and save power when the light is not in use. IP65 ingress rated and weather resistant.

- 240Vac input.
- Available in 18W (655mm long) and 36W (1260mm long) models
- With daylight detector and motion detector to turn off the light when there is sufficient ambient light or when no person is in range.
- Sealed cabinet for IP65 dust and weather resistance



Lumens	Colour	Colour Temp	Power	Beam Angle	IP Rating	Dimensions	Code
1980lm	Cool White	6000K	18W	120°	IP65	655x108x85mm	LEDBT18WS2
3900lm	Cool White	6000K	36W	120°	IP65	1260x108x85mm	LEDBT36WS2

LED BATTEN LIGHT OUTDOOR 2FT/4FT - DAYLIGHT & MOTION SENSOR AND BATTERY BACKUP

ENSA - NON-DIMMABLE - IP65 - FROSTED LENS - EMERGENCY MODEL WITH BACKUP POWER - NSW ESS ACCEPTED

The ENSA™ LED batten light comprises an energy efficient lighting solution that delivers automated control over your lighting, without the need for a complex management system. Features; microwave motion sensor with 2-stage dimming, IP65 ingress rated and weather resistant. Plus his "Emergency" model also features a 6V 3000mAh LiFePO4 backup battery for over 5 hours light uptime when mains power is unavailable.

- 240Vac input. Available in 18W (655mm) and 36W (1260mm) models
- Three step energy saving: Light sensing, motion sensing & on-timer
- Light sensor controls motion detecting mode on/off (<50 lux / disabled)
- 360° microwave motion sensor activates light when movement is detected
- Meets Australian Standard AS2293.3 for emergency lighting solutions
- Available in 6000K cool white colour temperature light with frosted diffuser
- Adjustable 10s ~ 30min on-timer controls delay for light activation
- Light dims to 20% of maximum brightness when on-timer delay expires
- 3Ah LiFePO4 backup battery for >5 Hours of emergency lighting
- Emergency lighting: operates at 10% brightness in sensing mode
- IP65 dust and weather resistant suitable for long term outdoor use



EMERGENCY MODEL
WITH BACKUP POWER

Lumens	Colour	Colour Temp	Power	Beam Angle	IP Rating	Dimensions	Code
1980lm	Cool White	6000K	18W	120°	IP65	655x108x85mm	LEDBT18WSE
3900lm	Cool White	6000K	36W	120°	IP65	1260x108x85mm	LEDBT36WSE

* This professional light must only be installed by a qualified electrician.



Power & Lighting

□ LED Lighting - Panel & Baton

LED PANEL 1200x300MM - OFFICE LIGHTING - 40W

The ENSA™ ultra thin panel lights are ideal for replacing traditional tube lighting and are perfect for the home, office, retail outlets, medical and school settings, conference rooms, in hotels and more. These are versatile, convenient and efficient lights which can be easily installed via three types of mounting methods; recessed, surface and suspended.

ENSA™

- Stylish 30mm thick light that compliments modern minimalist design
- Ideal for replacing traditional twin-batten fluorescent tube lighting
- Perfect in offices, schools, retail, conference rooms & more
- 240Vac 40W LED with 4800lm light output 110° beam angle
- Available in 5000K daylight white colour temperature
- Frosted diffuser and UGR<22 for appealing, evenly lit rooms
- Versatile mounting options: surface, recessed or suspended mount
- 300 x 1200mm standard ceiling tiles hole cut size
- ENEC/CB approved



Power	Colour	Colour Temp	Lumens	Beam Angle	Size	Code
40W	Daylight	5000K	4800lm	110°	295x1195x30mm	LPL-C40-C

OPTIONAL MOUNTING ACCESSORIES

Description	Code
Surface Mounted Frame (for LPL-C)	LPL-C-S
Hanging cord kit suits LPL-C (<1.2M)	LPL-C-H



LOW GLARE SLIM LED PANEL LIGHT 36W - 1200MM - VERBATIM

OPTIONAL 10V DIMMER UPGRADABLE (66222)

- Low-glare (UGR<19), suitable for low fatigue in office / academy use
- PMMA Light Guide Plate employed, stay clear after years' of installation
- Ultra-slim, only 9mm thick with 90° beam angle
- High efficacy, 110 lm/W
- Available in 5000K CCT Daylight
- Surface mount and suspended installation accessories available
- 0-10V dimmable driver is an optional extra (See 66222)
- Lifetime of 50,000 hours plus a 5 Year Warranty

Verbatim



Watt	Dimensions	Colour	Colour Temp	Lumens	Beam Angle	Code
36W	1195x295x9mm	Daylight	5000K	4000lm	90°	66218

ACCESSORIES FOR VERBATIM 66218

Description	Code
1-10V dimmable driver upgrade for 66218 only	66222
LED slim panel surface mount bracket	66053
LED panel suspension cable kit	66055



24W TRI COLOUR LED PANEL PAIR - 1200x300MM - SOLD AS A PAIR - VERBATIM

- Highly efficient 130 lumens per watt
- 240Vac 24 watt 3100 lumens
- PMMA Lense with anti-yellowing diffuser
- Flicker Free constant lighting
- 50,000 hours average lifetime
- 4000k, 5000k and 6000k CCT Switched
- 110 degree beam angle
- 3 year warranty Verbatim
- 1.2m flex and plug (DIY)

Verbatim



Watt	Dimensions	Colour	Colour Temp	Lumens	Beam Angle	Code
24W	1195x295x30mm	Switched	4000K/5000K/6000K	3100Lm	110°	66624

24W LED PANEL - 600x600MM - VERBATIM

Conforms to the popular grid pattern of ceiling tiles for designers with a spacing issue or a flare for the different. Non-dimmable.

- Efficient 130 lumens per watt
- 240Vac 24 watt 3100 lumens
- PMMA Lense anti-yellowing diffuser
- Flicker Free constant lighting
- 50,000 hours average lifetime
- 4000k, 5000k and 6000k CCT switched
- 110 degree beam angle
- 3 year warranty Verbatim
- 1.2m flex and plug (DIY)



Verbatim

Watt	Dimensions	Colour	Colour Temp	Lumens	Code
24W	595x595x35mm	Switched	4000K/5000K/6000K	3100Lm	66625

40W Single Colour Version Ultra Thin 9mm

Watt	Size	Colour	Colour Temp	Lumens	Code
40W	595x595x9mm	Natural White	4000K	4000Lm	66215
40W	595x595x9mm	Daylight	5000K	4000Lm	66216

18W LED PANEL - 600x300MM - VERBATIM

Conforms to the popular grid pattern of ceiling tiles for designers with a spacing issue or a flare for the different. Non-dimmable.

- Half length in size, or quarter length by full width panel light
- PMMA Light Guide Plate remains clear for years of installation
- LED Lifetime of over 40,000 hours from high-grade Verbatim
- Optional suspended installation kit: LPL-C-H is available
- 240Vac 18W: 1500 lumens 4000K Cool White 110° beam angle
- 2ft by 1ft panel dimensions: 595x295x11mm non-dimmable.



Watt	Dimensions	Colour	Colour Temp	Lumens	Code
18W	595x295x11mm	Natural White	4000K	1800Lm	65822



LED TRI CCT BATTEN LIGHT - LOW PROFILE SLIMLINE 4FT

DIMMABLE - COLOUR TEMP SWITCHED - HARD WIRED QUICK MOUNT

Input voltage: 220-240Vac 36W screw terminals
Aluminium base with white lens diffuser
Inbuilt driver with premium SMD2835 LED chips
White Colour Temperature is switchable
Warm White / Natural White / Daylight, (3000K/4000K/5000K)
3000/3400 lumens, 160° Beam Angle
IP20, Ambient temperature: -20 to 40°C



Watt	Dimensions	Colour	Colour Temp	Lumens	Beam Angle	Code
36W	1200x75x31mm	Warm White / Natural White / Daylight	3000K/4000K/5000K	3000-3400lm	160°	LEDBT0636-345
18W	607x80x35mm	Warm White / Natural White / Daylight	3000K/4000K/5000K	1500-1700lm	160°	LEDBT0518-345

SLIMLINE LED BATTEN LIGHT - VERBATIM

Verbatim Slimline LED Batten 18W & 36W with PC diffusion
Ready for easy surface mounting out of the box DIY
Comes with 1.2 metre lead with a 240Vac Plug
Double insulated, Indoor use only Lifetime: >54000hrs

Watt	Dimensions	Colour	Colour Temp	Lumens	Beam Angle	Code
18W	600x63x28mm	Natural White	4000K	1800Lm	115°	66671
36W	1200x63x28mm	Natural White	4000K	3600Lm	115°	66672



OUTDOOR INTEGRATED IP65 BATTEN LIGHT - VERBATIM

IP65 rated for outdoor installation, suitable for outdoor installation
Slim design, only 28mm thick for a low profile surface mount
Dedicated power cord outlet and power cord provided
Wide input voltage range, 100-277V
Lifetime of 40,000 hrs
VEET and IPART certified
Must be installed by a licensed electrician

Watt	Colour	Colour Temp	Lumens	Beam Angle	Dimmable	Dimensions	Code
21W	Daylight	5000K	1700Lm	110°	No	600x78x28mm	65052
42W	Daylight	5000K	3600Lm	110°	No	1210x78x28mm	65053



□ LED Lighting - Cabinet Lights

5050 SUPER BRIGHT LED 12V - WIDE BEAM

- Single super bright SMD5050 LED, cool white, dimmable.
- High light efficiency of over 80Lm/W (110Lm/1.32W) efficacy
- With Aluminium PCB for heat dissipation. 3M adhesive back
- Optical lens wide beam angle of 160° to spread the light evenly.
- CE, RoHS and UL certified. Connect up to 20 pieces serially.
- Suitable for automotive, interior decor lighting, sign boxes, etc.

Colour	Cool White
Colour Temp	5500-6500K
Lumens	110Lm
Power	1.32W
Voltage	12V DC
Beam Angle	160°
IP Rating	IP65
Size	38x22x6mm
Type	5050 LED
Code	LED381-CW



5730 SUPER BRIGHT LED STRIP 12V

- Using 3x super bright SMD5730LED, cool white. 18mm wide.
- With beam angle of 160 degree to spread the light evenly.
- Reliably sealed, IP65 water and dust proof and resistance to impact.
- CE, RoHS and UL certified. Dimmable 12V PWM compatible
- Suitable for automotive, interior decor lighting, sign boxes, etc.

Colour	Cool White
Colour Temp	5500-6500K
Lumens	110Lm
Power	1.32W
Voltage	12V DC
Beam Angle	160°
IP Rating	IP65
Size	80x18x5.8mm
Type	5730 LED
Code	LED803-CW



3535 SUPER BRIGHT LED 12V - ELLIPTICAL BEAM

- Super bright SMD3535 LED Cool White 250Lm dimmable
- Heat-sinked for improved heat dissipation and longer lifespan.
- Well sealed, anti-dust, IP67 waterproofing, anti-shock, screw-down.
- Adopting the 15° x 45° optical lens to create an elliptical light throw that maximises light output for broad side to side coverage.
- CE, RoHS and UL certified.

Colour	Cool White
Colour Temp	6500K-7000K
Lumens	250Lm
Power	2.5W
Voltage	12V DC
Beam Angle	15° x 45°
IP Rating	IP67
Size	52x32x15mm
Type	3535 LED
Code	LED601-CW



LED LOW-VOLTAGE DIMMER

ROTARY CONTROL WITH I/O 12-24VDC

Inline dimmer controller with on/off switch. Suits 12V TO 24V LEDs. Easy inline connection with 2.1mm DC plug and socket. 36Wmax.

Plug	Code
2.1mm DC	LED-DIM



LED LOW-VOLTAGE CONTROLLER

I/O BRIGHTNESS PLUS FLASH & FADE EFFECTS

This inline LED controller is suitable for use with 12V-24V LEDs, single to 5M light strips. It includes an ON/OFF/SPEED switch, brightness switch and a mode switch for switching to flash or fade effects. 2 Bare wire on both ends. 36Wmax.

Code
LED-LSMC





Power & Lighting

□ LED Down Lights - 70mm Cut Out

3W LED SLIM LIGHT 85MM ROUND

SUPPLIED WITH 9-23Vdc LED DRIVER

Excellent low power, low radiant heat, and super slim downlight. Bright illumination for cabinets and display or in-wall for walkways, etc.

- 3W LED with 150lm light output, equivalent to 15W halogen
- 70mmØ hole cut size and 85mmØ x 21mm in size. Not dimmable.
- Ideal for use in a wall or as a down light in display cases or cabinets
- Available in warm (3000K), natural white (4000K) and daylight (5000K) colour temperatures
- White tinted light dispersion lens for softer beam.
- Up to 35,000 hours rated lifespan; high CRI >80
- Not dimmable. 15cm lead to bare wire ends
- Requires 12V regulated power supply

Watt	Lumens	Beam Angle	Hole	Size	Colour	Colour Temp	Voltage	Code
3W	150lm	160°	70mmØ	85mmØ x 21mm	Warm White	3000K	240Vac	LED316-3-30
3W	150lm	160°	70mmØ	85mmØ x 21mm	Natural White	4000K	240Vac	LED316-3-40
3W	150lm	160°	70mmØ	85mmØ x 21mm	Daylight	5000K	240Vac	LED316-3-50



10W DIMMABLE LED DOWN LIGHT 85mmØ

COMPACT 70mm HOLE MOUNT - KIT INCLUDES 240Vac POWER PACK

Fits 70mm down light sized cut-out. Includes power transformer inline to a standard 240Vac plug. 1.5M length. White tinted light dispersion lens for softer beam and multiple point Samsung LEDs gives a 120° wide beam angle. Compatible with most Trailing & Leading Edge type 240Vac mains lighting dimmer controls. Choice of satin brushed chrome or white powder coated for an attractive professional installation appearance. Indoor use IP20. Low profile of only 30mm max. Highly efficient with low thermal losses provide more mounting location options. Heatsink cast aluminium housing back. Quality materials used. Samsung LEDs. Manufacturers 5 year warranty. All items are SAA approved. No IR/UV.

Case	Colour	Colour Temp	Lumens	Beam Angle	Watt	Hole	Dimensions	Dimmable	Code
White	Warm White	3000K	700lm	120°	10W	70mmØ	30x85mmØ	Yes	LED303WH-10-30
Satin Chrome	Warm White	3000K	700lm	120°	10W	70mmØ	30x85mmØ	Yes	LED303SC-10-30



10W DIMMABLE LED DOWN LIGHT 85mmØ - IP54

COMPACT 70mm HOLE MOUNT - INCLUDES EXTERNAL POWER

This 10W dimmable white LED down light allows you to switch your lighting between 3 different light colour temperatures. Fits a 65mm diameter cut-out. Includes an external LED driver with standard 240Vac plug to a 1.5M length power lead for fast and easy installation. It can also be hard-wired by screw terminals. There is a switch on the included driver to change the light colour temperature between daylight (5000K), natural light (4000K) and warm white (3000K).

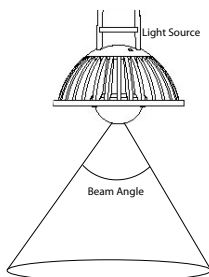
IP54

Case	Colour	Colour Temp	Lumens	Beam Angle	Watt	Hole	Dimensions	Code
Stainless Steel	Switched	3/4/5000K	785-860lm	120°	10W	70mmØ	28x85mmØ	LED324SS-10-345
White	Switched	3/4/5000K	785-860lm	120°	10W	70mmØ	28x85mmØ	LED324WH-10-345




□ LED Colour Chart

COLOUR TABLE



DISCLAIMER


Please consider that colour temperature and white description is subjective to the observer and may also differ in consistency with manufacturers. To be used as a general suggestion only.



LED COLOUR TEMPERATURE

READ ME DISCLAIMER

- Colour depends on your personal taste and the area that will be illuminated. Colour is often represented by temperature in Kelvin. A low temperature of 3000 K indicates warm colours like yellow, while high temperature of 5000 K indicates cold colours like blue. Most people prefer warm colours for indoor and cold colours for outdoors.
- All care and consideration taken, however colour temperature and white description is subjective to the observer and may also differ in consistency with manufacturers. To be used as a general suggestion only.





□ LED Down Lights - 90mm Cut Out - Facia Series

13W DIMMABLE LED DOWN LIGHTS 100mmØ

STANDARD 90mm HOLE MOUNT - KIT INCLUDES 240Vac POWER PACK

New premium Samsung LED downlights with soft dispersion 120° lens, all metal base and deluxe chromium or painted bezels that you can change to suit the decor. 240Vac SMP to 1.5m AU power plug. Compatible with most 240Vac leading or trailing edge dimmers. Available in assorted white colour temperatures, or switchable version. Choice of polished metal rings or paintable white powder coated ring. Fits into the industry standard 90mmØ hole with metal spring clasps. Rings are 100mmØ outer diameter, with 125mmØ option upgrade. Metal sating chrome 110x110mm square bezel option is available. Low profile only 33mm deep, low temperature metal back housing. Quality materials used for a premium grade long life solution. Manufacturers five year warranty guarantees reliability. All units are SAA approved. Samsung LEDs. No IR or UV output.



Celestra
Energy Efficient Lighting Systems



New Premium Samsung LEDs for long life deluxe lighting



Ring Style Updates are also available; Square/Round See Below:

Case	Colour	Colour Temp	Lumens	Beam Angle	Watt	Hole	Dimensions	Code
White	Warm White	3000K	870lm	120°	13W	90mmØ	33x100mmØ	LED302WH-13-30
White	Daylight	5000K	930lm	120°	13W	90mmØ	33x100mmØ	LED302WH-13-50
Satin Chrome	Warm White	3000K	870lm	120°	13W	90mmØ	33x100mmØ	LED302SC-13-30
Satin Chrome	Natural White	4000K	900lm	120°	13W	90mmØ	33x100mmØ	LED302SC-13-40
Satin Chrome	Daylight	5000K	930lm	120°	13W	90mmØ	33x100mmØ	LED302SC-13-50

COLOUR SWITCH VERSION

Case	Colour	Colour Temp	Lumens	Beam Angle	Watt	Hole	Dimensions	Code
White	Switched	3000K / 4000K / 6000K	870-930lm	120°	13W	90mmØ	33x100mmØ	LED302WH-13-346

WEATHER SEALED VERSION - IP54

Case	Colour	Colour Temp	Lumens	Beam Angle	Watt	Hole	Dimensions	Code
White	Warm White	3000K	870lm	120°	13W	90mmØ	33x100mmØ	LED323WH-13-30
White	Daylight	5000K	930lm	120°	13W	90mmØ	33x100mmØ	LED323WH-13-50
Polished Chrome	Warm White	3000K	870lm	120°	13W	90mmØ	33x100mmØ	LED322SS-13-30
Polished Chrome	Natural White	4000K	900lm	120°	13W	90mmØ	33x100mmØ	LED322SS-13-40
Polished Chrome	Daylight	5000K	930lm	120°	13W	90mmØ	33x100mmØ	LED322SS-13-50

REPLACEMENT RING STYLES

Type	Made	Size	Code
Round	Satin Chrome	100x100mm*	LED302SC-100-RR
Round	White	100x100mm	LED302WH-100-RR
Square	Satin Chrome	110x110mm	LED302SC-110-SQ
Round	White	125x125mm	LED302WH-125-RR

POWER SUPPLY REPLACEMENT

Input	Output	Watt	Code
220-240V	30-42Vdc	12W	TP712



LED LIGHT SOLD SEPARATE SEE ABOVE

10W DIMMABLE RECESSED LED DOWN LIGHT 112mmØ WITH CHANGEABLE MAGNETIC FACEPLATE

90mm HOLE MOUNT / SWITCHABLE BETWEEN 3 COLOUR TEMPERATURES

Fits standard 90mm down-light sized cut-out. Includes built-in constant current LED driver with standard 240Vac plug to a 0.6M length power lead for fast and easy installation. It can also be hard-wired by screw terminals. This dimmable LED light allows you to switch between warm white (3000K), natural light (4000K) and cool white (5700K). It comes with clear Polycarbonate (PC) light diffuser, 1x loose Satin chrome faceplate and 1x loose White faceplate 112mmØ magnetically attached.

- 240Vac Input voltage (optional screw terminals) to AU Plug 0.6m lead
- Inbuilt constant current driver inside the light housing
- Aluminium & plastic housing 55mm deep 86mmØ
- Includes Satin chrome and powder coated white interchangeable faceplates
- Clear Polycarbonate lens 60° spot or white diffuser 120° soft light
- Switchable Tri-CCT (3000K/ 4000K/ 5700K) in one fitting with switch on the rear
- 1x COB SMD2835 LED chip, 0.9 Power factor, CRI: ≥80
- IP44 ingress protection
- Suitable for dimming and 2-way switching




Lens type	Fascia	Colour	Colour Temp	Lumens	Beam Angle	Watt	Hole	Dimensions	Code
Clear	White/Chrome	Switched	3000K 4000K 5700K	800-950lm	60°	10W	90mmØ	57x112mmØ	LED304CM-10-345

Lens type	Fascia	Colour	Colour Temp	Lumens	Beam Angle	Watt	Hole	Dimensions	Code
Frosted	White/Chrome	Switched	3000K 4000K 5700K	800-950lm	120°	10W	90mmØ	57x112mmØ	LED304WM-10-345

INTERCHANGEABLE MAGNETIC FACEPLATE FOR LED DOWNLIGHTS

112mm O/D faceplates to suit LED304CM-10-345 and LED304WM-10-345 LED downlights. Magnetic mounting. Changeable and easy to mount.

Colour	Code
Black	MFPBLK
Antique Brass	MFPBR





Power & Lighting

□ LED Down Lights - 90mm Cut Out

TUYA WIFI RGBW LED 10W DOWNLIGHT 115mmØ - SMART LIFE


STANDARD 90mm HOLE MOUNT – INTEGRATED LED DRIVER 240V - SMART CONTROL

This 10W smart RGB + CCT downlight allows you to adjust the light colour from any colour on the RGB spectrum, or from warm white to cool white. Furthermore, you can adjust the light brightness.

Set up is simple using the free Smart Life App, available on the Apple App Store, or Google Play Store, and your own 2.4G Wifi network. This LED downlight fits standard 90mmØ sized cut-out. Includes built in LED driver with standard 240Vac plug to a 0.5m length power lead for fast and easy installation.

Supports Amazon Alexa and Google Home.

- Smart app controlled colour lamp RGB+CCT
- Includes built-in driver control circuit complete
- Popular Tuya Smart Life – Smart Living App
- Compatible with; Google Home or Amazon Alexa
- Standard 90mmØ cutout, common 115mmØ bezel
- Beam angle 120 degrees through diffused lens



SmartLife App



Case	Colour	Lumens	Watt	Hole	Dimensions	Dimmable	Code
White	RGB / Warm white to cool white	~700lm	10W	90mmØ	58x115mmØ	Yes, through App	LED307-10-SMART

9W TRI CCT NON-DIMMABLE LED DOWN LIGHT WITH MOTION SENSOR 115mmØ

STANDARD 90mm HOLE MOUNT - KIT INCLUDES 240Vac POWER PACK

9W Tri CCT LED down lights with PIR motion sensor. You can switch between three colour temperature, Warm White (3000K), Natural White (4000K) and Daylight (5000K). 115mmØ diameter in size. Requires standard 90mmØ hole cutout. It includes built-in driver inline to a standard 240Vac plug. 1M long power cable. Non-dimmable. IP44 rated.

- Integral driver included.
- Switchable Colour Temperature between 3000K / 4000K / 5000K.
- LED chips: 12pcs 2835 for 3000K & 12pcs 2835 for 5000K.
- In-built PIR motion sensor to switch on the light when it detects human movement.
- 1M long power cable with 240V AC power plug.
- Not suitable for dimming.
- Suitable for 2-way switching.
- IP44 ingress rating.



Case	Colour	Colour Temp	Lumens	Beam Angle	Watt	Hole	Dimensions	Code
White	Switched	3/4/5000K	700-900lm	100°	9W	90mmØ	58x115mmØ	LED304WH-9-345S

13W DIMMABLE TRI CCT LED DOWN LIGHTS 100mmØ

STANDARD 90mm HOLE MOUNT - KIT INCLUDES 240Vac POWER PACK

Samsung LED downlights with soft dispersion lens.

Paintable bezels that you can change to suit the decor.

- 3 colour temperatures (3000K, 4000K, 6000K) selectable.
- 13W, 930lm, 120° beam angle.
- Includes LED driver inline to a standard 2-pin 240Vac plug. 80cm long AC lead.
- Fits standard down light sized cut-out, common 90mm. Indoor use IP20.
- White tinted light dispersion lens for softer beam.
- Compatible with most dimmers including Trailing & Leading Edge type.
- White powder coated fascia ring for an attractive professional installation appearance.
- All items are SAA approved. No IR/UV.



Case	Colour	Colour Temp	Lumens	Watt	Hole	Dimensions	Dimmable	Code
White	Switched	3/4/6000K	930 lm	13W	90mmØ	33x100mmØ	Yes	LED329-13-346

Case	Colour	Colour Temp	Lumens	Watt	Hole	Dimensions	Dimmable	Code
White	Switched	3/4/5000K	930 lm	13W	90mmØ	33x100mmØ	Yes	LED329-13-345

10W DIMMABLE LED DOWN LIGHT 115mmØ - VERBATIM

90mm HOLE MOUNT RECESSED – INTEGRATED LED DRIVER 240V

Verbatim LED recessed downlight use a high quality PC-diffuser formulated for evenly dispersed diffusion. Pass 850°C glow wire safety test. The handy switch on the back allows you to change the light colour between warm white (3000K), Natural white (4000K) and Cool White (5700K). A dimmable driver, 40,000 hours lifetime, and tool-free installation makes it a direct replacement for compact fluorescent or halogen downlights and is suitable for suspended ceilings with a thickness of 5-18mm.

- 3 Colour temperature (3000K/4000K/5700K) selectable
- 10W, 950-1050lm, 100° beam angle, Lifetime 40,000 hrs
- Equipped with 2-pin Australia AS3112 plug, ready to plug-in
- Compatible with external dimmers
- IC-4 insulation rated, can be covered by insulating material
- IP54 water proof for wet location installation



Case	Colour	Colour Temp	Lumens	Watt	Hole	Dimensions	Code
White	Switched	3/4/5000K	1070Lm	10W	92mmØ	61x115mmØ	65579



□ LED Down Lights - Recessed

10W TRI CCT DIMMABLE LED DOWN LIGHT 115mmØ - RECESSED

90mm HOLE MOUNT RECESSED – INTEGRATED LED DRIVER 240V

- Integrated driver, Simple, attractive professional installation appearance
- Plastic casing and surround with high quality recyclable materials used
- White tinted dispersion lens for softer light with 120° wide beam angle
- Multiple point genuine Samsung LEDs Long-life 30,000 Hours (5 Years)
- Compatible with most Universal dimmers including Trailing & Leading Edge
- Low profile of only 60mm max. 60cm lead to 240Vac plug directly.
- Highly efficient, low temperature losses. Celestra Manufacturers 5 year warranty

Case	Colour	Colour Temp	Lumens	Watt	Hole	Dimensions	Dimmable	Code
White	Switched	3000K 4000K 6000K	650-750lm	10W	90mmØ	58x115mmØ	Yes	LED330-10-346



Celestra
Energy Efficient Lighting Systems

HOLE
90mm
CUT

TEMPERATURE
COLOUR
SWITCH

DIMMABLE

13W DIMMABLE LED DOWN LIGHTS 100mmØ - RECESSED

90mm HOLE MOUNT RECESSED - KIT INCLUDES 240Vac POWER PACK

- Fits standard down light sized cut-out, common 90mm. Indoor use IP20
- Includes power transformer inline to a standard 240Vac plug. 1.5M length.
- White tinted light dispersion lens for softer beam
- Multiple point Samsung LEDs gives a 120° wide beam angle
- Compatible with most dimmers including Trailing & Leading Edge type
- Switchable colour temperatures available to customize the interior lighting tone
- White powder coated fascia ring for an attractive professional installation appearance
- Samsung LEDs. All items are SAA approved. No IR/UV.

Case	Colour	Colour Temp	Lumens	Watt	Hole	Dimensions	Dimmable	Code
White	Switched	3000K / 4000K / 6000K	930 lm	13W	90mmØ	38x100mmØ	Yes	LED328-13-346



Celestra
Energy Efficient Lighting Systems

HOLE
90mm
CUT

TEMPERATURE
COLOUR
SWITCH

DIMMABLE

10W/13W/15W/25W/35W LED DOWN LIGHTS 85mmØ 110mmØ 145mmØ 190mmØ 225mmØ - RECESSED

DIRECT 240VAC INPUT - METAL HEATSINK BACK

Recessed style white plastic frame for a slightly more focussed 90° beam angle. Integrated LED downlight solution with built in driver and a standard 240Vac plug on a half metre power lead for fast and easy installation by anyone. It can also be hard-wired by screw terminals for electricians. This LED lamp has a switch to change the light colour temperature between daylight, natural and warm white. Frosted lens. IP40 rated. Fully dimmable.

- Recessed lens gives less glare and a 90° beam angle
- Includes a built-in LED driver to a standard 240Vac plug
- White tinted light dispersion lens for a softer light beam
- Compatible with most dimmers; Trailing & Leading Edge type
- Switch colour temperatures to customise the interior lighting tone
- Highly efficient with low thermal losses and longer operation life
- SAA approved. No IR/UV. 0.6M cord to 240Vac mains plug.

Case	Colour	Colour Temp	Lumens	Beam Angle	Watt	Hole	Dimensions	Dimmable	Code
White	Switched	3000K 4000K 6000K	630-730lm	90°	10W	70mmØ	38x85mmØ	Yes	LED327-10-346
White	Switched	3000K 4000K 6000K	700-850lm	90°	13W	90mmØ	40x110mmØ	Yes	LED327-13-346
White	Switched	3000K 4000K 6000K	1700-2000lm	90°	25W	150mmØ	43x190mmØ	Yes	LED327-25-346
White	Switched	3000K 4000K 6000K	2000-2300lm	90°	35W	200mmØ	44x225mmØ	Yes	LED327-35-346



Celestra
Energy Efficient Lighting Systems

IP40

TEMPERATURE
COLOUR
SWITCH

DIMMABLE

10W/13W/16W/20W LED DOWN LIGHTS 115mmØ 145mmØ 190mmØ 240mmØ - RECESSED

DIRECT 240VAC INPUT - VERBATIM BRANDED

Recessed style white plastic frame for a slightly more focussed 90° beam angle. Integrated LED downlight solution with built in driver and a standard 240Vac plug on a half metre power lead for fast and easy installation by anyone. It can also be hard-wired by screw terminals for electricians. This LED lamp has a switch to change the light colour temperature between warm white (3000K), Natural white (4000K) and Cool White (5700K). Frosted lens. IP54 rated. Fully dimmable.

- Recessed lens gives less glare and a 90° beam angle
- Includes a built-in LED driver to a standard 240Vac plug
- White tinted light dispersion lens for a softer light beam
- Compatible with most dimmers; Trailing & Leading Edge type
- Switch colour temperatures to customise the interior lighting tone
- Highly efficient with low thermal losses and longer operation life
- SAA approved. No IR/UV. 0.6M cord to 240Vac mains plug.

Case	Colour	Colour Temp	Lumens	Beam Angle	Watt	Hole	Dimensions	Code
White	Switched	3/4/5000K	700-900Lm	90°	10W	90mmØ	83x115mmØ	66324
White	Switched	3/4/5000K	100-1200Lm	90°	13W	125mmØ	97x145mmØ	66325
White	Switched	3/4/5000K	1500-1750Lm	90°	16W	165mmØ	115x190mmØ	66326
White	Switched	3/4/5000K	1900-2100Lm	90°	20W	205mmØ	133x240mmØ	66327



Verbatim

TEMPERATURE
COLOUR
SWITCH

DIMMABLE

IP54



Power & Lighting

□ LED Down Lights - Larger Cut Out

5W/10W DIMMABLE LED DOWN LIGHT 115mmØ - CELESTRA

STANDARD 90mm HOLE MOUNT – INTEGRATED LED DRIVER 240V

- Integrated driver, Simple, attractive professional installation appearance
- Plastic casing and surround with high quality recyclable materials used
- White tinted dispersion lens for softer light with 120° wide beam angle
- Multiple point genuine Samsung LEDs Long-life 30,000 Hours
- Compatible with most Universal dimmers including Trailing & Leading Edge
- Low profile of only 60mm max. 60cm lead to 240Vac plug directly.
- Highly efficient, low temperature losses. Celestra Manufacturers 5 year warranty



5W - NON DIMMABLE

Case	Colour	Colour Temp	Lumens	Watt	Hole	Dimensions	Dimmable	Code
White	Cool White	6000K	330lm	5W	90mmØ	58x115mmØ	No	LED307-5-60

5W - DIMMABLE

Case	Colour	Colour Temp	Lumens	Watt	Hole	Dimensions	Dimmable	Code
White	Switched	3/4/5000K	400-450 lm	5W	90mmØ	55x115mmØ	Yes	LED307-5-345

10W HIGH LUMINANCE DIMMABLE

Case	Colour	Colour Temp	Lumens	Watt	Hole	Dimensions	Dimmable	Code
White	Switched	3/4/5000K	820-885lm	10W	90mmØ	58x115mmØ	Yes	LED307-10-345
White	Switched	3/4/6000K	820-885lm	10W	90mmØ	58x115mmØ	Yes	LED307-10-346

15W DIMMABLE LED DOWN LIGHT 145mmØ - CELESTRA

110mm HOLE MOUNT WITH BUILT-IN DRIVER 240VAC DIMMABLE

- 145mm Flange. 63mm depth. Fits into a 110mm hole cut-out
- Includes a built-in LED driver to a standard 240Vac plug. 0.6M length.
- White tinted light dispersion lens for softer beam and the LED gives a 120° beam angle.
- Compatible with most Universal 240Vac dimmers including Trailing & Leading Edge type
- Assorted colour temperatures are available to customise the interior lighting tone
- White powder coated for an attractive professional appearance.
- Highly efficient with low thermal losses provide more mounting location options.
- All items are SAA approved. No IR/UV. 0.6M cord to 240Vac mains plug.



POPULAR STANDARD VERSION - IP44

Case	Colour	Colour Temp	Lumens	Beam Angle	Watt	Hole	Dimensions	Dimmable	Code
White	Cool White	6000K	1100lm	120°	15W	110mmØ	63x145mmØ	Yes	LED312-15-60
White	Switched	3/4/5000K	1000-1250lm	120°	15W	110mmØ	60x145mmØ	Yes	LED312-15-345

20W DIMMABLE LED DOWN LIGHT 190mmØ - CELESTRA

150MM HOLE MOUNT - DIRECT 240VAC INPUT

- 190mm Flange. 68mm depth. Fits into a 145mm hole cut-out
- Built-in LED driver to a standard 240Vac plug. 0.6M length.
- White tinted dispersion lens for softer light 120° beam angle.
- Compatible with trailing & leading Edge type dimmers 240Vac
- White powder coated for an attractive professional appearance.
- Highly efficient with low thermal losses, compact inbuilt driver
- SAA approved. No IR/UV. 0.6M cord to 240Vac mains plug.



POPULAR STANDARD VERSION - IP44

Case	Colour	Colour Temp	Lumens	Beam Angle	Watt	Hole	Dimensions	Dimmable	Code
White	Switched	3/4/6000K	1500-1700lm	120°	20W	145mmØ	73x190mmØ	Yes	LED313-20-346

30W DIMMABLE LED DOWN LIGHT 225mmØ - CELESTRA

200MM HOLE MOUNT - DIRECT 240VAC INPUT

- 225mm Flange. 85mm depth. Fits into a 200mm hole cut-out
- Built-in LED driver to a standard 240Vac plug. 0.6 metre cable.
- White tinted dispersion lens for softer light 120° beam angle.
- Compatible with trailing & leading Edge type dimmers 240Vac
- White powder coated for an attractive professional appearance.
- Highly efficient with low thermal losses, compact inbuilt driver
- SAA approved. No IR/UV. 0.6M cord to 240Vac mains plug.
- White colour temperature adjustable switch
- Super bright up to 2300 lumens @ 30W



Case	Colour	Colour Temp	Lumens	Beam Angle	Watt	Hole	Dimensions	Dimmable	IP Rating	Code
White	Switched	3/4/6000K	2000-2300lm	120°	30W	200mmØ	85x225mmØ	Dimmable	IP44	LED313-30-346

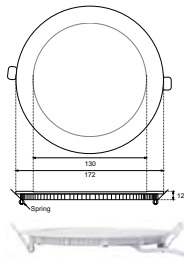


LED Down Lights - Ceiling Low Profile

12W LED LOW-PROFILE CEILING DOWNLIGHT 170mmØ - CELESTRA

NON DIMMABLE - KIT INCLUDES EXTERNAL LED DRIVER

This super slim LED down light is only 12mm in thickness, which gives installers more mounting location options. The LED is made with quality non-dimmable Samsung LED chip. The light includes power transformer in-line to a standard 240Vac plug. 1.5M length. 12W power. It has a white powder coated aluminium housing, which is a excellent for dissipating heat. All items are SAA approved. No IR/UV.



Celestra
Energy Efficient Lighting Systems

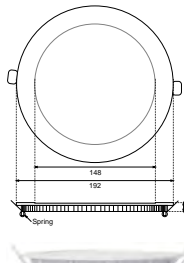


Case	Colour	Colour Temp	Lumens	Beam Angle	Watt	Hole	Dimensions	Code
White	Cool White	6000K	800lm	90°	12W	155mmØ	22x171mmØ	LED304WH-12-60

15W LED LOW-PROFILE CEILING DOWNLIGHT 190mmØ - CELESTRA

NON DIMMABLE - KIT INCLUDES EXTERNAL LED DRIVER

This super slim LED downlight is only 12mm in thickness, which gives installers more mounting location options. The LED is made with quality non-dimmable Samsung LED chip. The light includes power transformer in-line to a standard 240Vac plug. 1.5M length. 15W power. It has a white powder coated aluminium housing, which is a excellent for dissipating heat. All items are SAA approved. No IR/UV.



Celestra
Energy Efficient Lighting Systems

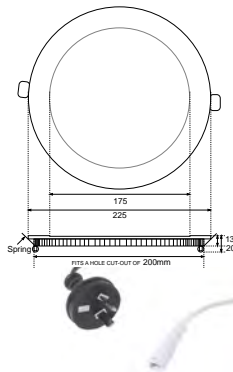


Case	Colour	Colour Temp	Lumens	Beam Angle	Watt	Hole	Dimensions	Code
White	Cool White	6000K	900Lm	90°	15W	167mmØ	22x191mmØ	LED305WH-15-60

18W LED LOW-PROFILE CEILING DOWNLIGHT 225mmØ - CELESTRA

NON DIMMABLE - KIT INCLUDES 240Vac POWER PACK

- 225mm Flange. 20mm depth. Fits into a 200mm hole cut-out
- External LED driver to a standard 240Vac plug. 0.6M length.
- White tinted dispersion lens for softer light 120° beam angle.
- Medium brightness cool white soft light at 1000 lumens. IP40.
- 18W Highly efficient with low thermal losses, super-slim install
- SAA approved. No IR/UV. 0.6M cord to 240Vac mains plug.



Celestra
Energy Efficient Lighting Systems



Case	Colour	Colour Temp	Lumens	Beam Angle	Watt	Hole	Dimensions	Dimmable	Code
White	Cool White	6000K	1050Lm	120°	18W	200mmØ	20x225mmØ	No	LED306WH-18-60

24W ULTRA THIN LED DOWN LIGHT 300mmØ

NON-DIMMABLE ONLY 20mm THIN

The LDL-DT24 are 24W Ultra-thin LED downlights with cool white or warm white colour temperature. This recessed downlight offers stylish & efficient general purpose lighting and, with a slim profile of 20mm, can be easily installed in tight wall or ceiling cavities. Hole size: 205mmØ. Non-dimmable.

- 1680lm light output at 70lm/W efficiency
- 3000K warm white or 6000K cool white colour temperature
- Long-lasting 35,000 hour LED lifespan
- Frosted diffuser for low-glare, pleasing LED lighting
- Recessed installation with Ø280mm hole cut size
- Includes external power pack to 240Vac bare wire



ENSA™



Colour	Colour Temp	Watt	Lumens	Beam Angle	IP Rating	Hole	Size	Voltage	Code
Cool White	6000K	24W	1680lm	110°	IP54	280mmØ	20x300mmØ	85-265Vac	LDL-DT24-C



Power & Lighting

LED Down Lights - Commercial Recessed

LARGE LED DOWN LIGHTS COMMERCIAL GRADE - 150mmØ 175mmØ

DELUXE CELESTRA STYLE - 240VAC SMPS INCLUDED - NON DIMMABLE

Low heat, high power and more Light! All in one down-light solution. Direct replacement to CFL down-lights and they generate far less heat with higher brightness making these LED replacements more energy efficient, longer lasting and a low maintenance alternative. Retro fit your current installation. Beautifully finished in Ceiling white colour with opaque glass and chrome inner trim, these lights will fit into any decor seamlessly. Available in number power outputs, sizes and colour temperatures. Includes Power Supply Unit. Not dimmable.

- Grandiose Down Lighting
- Luxuriously finished bezel
- Modern deluxe styling
- Diffused white filter lens
- Soft light, Reduced shadows
- Wide range of temperatures
- Wide 120° beam angle
- Not Dimmable
- Includes Power Supply
- Mains Plug Attached
- Mount further apart
- High power brightness
- Excellent LED efficiency
- Premium quality Celestra

Includes switch mode power supply.
Non-dimmable.


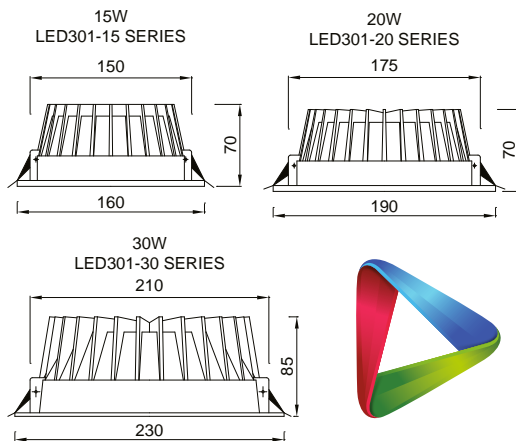


160MMØ 15W

Watt	Lumens	Beam Angle	Colour	Colour Temp	Size	Code
15W	1350 ml	120°	Warm White	2700 - 3300K	OD160xID150xH70mm	LED301-15-30
15W	1550 ml	120°	Daylight	4000 - 4500K	OD160xID150xH70mm	LED301-15-45
15W	1800 ml	120°	Cool White	5700 - 6300K	OD160xID150xH70mm	LED301-15-60

190MMØ 20W

Watt	Lumens	Beam Angle	Colour	Colour Temp	Size	Code
20W	1600 ml	120°	Daylight	4000 - 4500K	OD190xID175xH70mm	LED301-20-45
20W	1900 ml	120°	Cool White	5700 - 6300K	OD190xID175xH70mm	LED301-20-60



8000°K	
7500°K	
7000°K	
6500°K	
6000°K	Cool
5500°K	
5000°K	Daylight
4500°K	
4000°K	Natural
3500°K	
3000°K	Warm
2500°K	
2000°K	
1500°K	
1000°K	



OVERCAST SKY
6500°K-7500°K



SUNLIGHT AT MIDDAY
5500°K



CANDLE LIGHT
2000°K



□ LED Lighting - High Bay

HIGH BAY LED LIGHT - 1-10V DIMMABLE

IP65 WEATHERPROOF - HIGH QUALITY MEAN-WELL® DRIVER - DIMMABLE 1-10V

Our 150W industrial high bay LED light is made with cutting edge LED chip technology that enables the production of a lighter and more powerful lamp with longer life and energy savings. The lamp has 210x Lumileds 3030 LEDs that can deliver up to 20250 lumens of bright and uniform light. It is ideal for illuminating factories, warehouses, workshops, department stores, galleries, and more. The lamp comes with a reliable Mean Well LED driver and a 2M long AC power lead that can be plugged into a 240V power outlet. It also supports 1-10V dimming for adjusting the light intensity according to your

Watt	150W
Lumens	20,250 lm
Beam Angle	120°
Colour	Cool White
Colour Temp	6000K
Size	210x350mmØ
Code	HBL150-TCK57



OPTIONAL REFLECTOR



OPTIONAL BRACKET



90 DEGREE HIGH BAY REFLECTOR

90 degree beam angle aluminium reflector.

Code	RFL90-TCK
------	-----------



MOUNTING BRACKET FOR HIGH BAY LED LIGHT

The optional mounting bracket is 180° tiltable

Code	BKT-TCK
------	---------



HIGH BAY LED LIGHT - INBUILT MOTION SENSOR

PROGRAMMABLE MOTION SENSITIVITY, TIME-ON, BRIGHTNESS

Professional grade LED high bay lights with motion sensing for improved energy-efficiency with high luminance output. Save energy by programming action when movement is detected using the included remote control with brightness, time-on and motion sensitivity. Ideal for larger rooms like warehouses, manufacturing facilities and exhibition halls, etc. Each lamp has a light-in-weight but very robust aluminium body with 5000K daylight colour temperature. Available in 100W, 150W and 200W models. Long life design that is IP65 water and dust resistant. Anchor loop for chain hanging. Seismic cord. Includes 1M lead with 3 pin AC plug to connect to power mains.

- Efficiency: Up to 150Lm/W.
- 2835 LED chips. Built-in LED driver.
- Chain eye loop. Seismic safety cable.
- IP65 rated ingress protection.
- With remote controlled microwave sensor.
- 1M power lead with a 3 pin AC plug 240Vac



Lumens	Colour	Colour Temp	Power	Beam Angle	Size	Code
15000lm	Daylight	5000K	100W	120°	118x241mmØ	LED24589-100-50
22500lm	Daylight	5000K	150W	120°	120x285mmØ	LED24589-150-50
30000lm	Daylight	5000K	200W	120°	120x285mmØ	LED24589-200-50



HIGH BAY LED LIGHT

IP65 WEATHERPROOF - MODERN INDUSTRIAL STYLING

The LED24588 series delivers ideal lighting conditions in areas with high ceilings up to 12m, such as warehouses, manufacturing facilities and exhibition halls, etc. With high luminous efficiency coupled with a wide dispersion angle for optimal power consumption for area covered. The lamp has a lightweight, compact, robust aluminium body and comes in daylight and cool white colour temperature. Available in 100W, 150W and 200W models. IP65 water and dust resistant. Includes hanging loop for optional chain. Seismic cable. Attached 1M lead to connect power mains via a 3 pin AC plug.

- High bay mount by Chain (Optional extra)
- Compact and robust: Modern Industrial Styling
- Efficient heat sink cooling outer cast-alloy casing
- Daylight (5000K) and cool white (6500K) with 120° beam angle
- Durable IP65 weather resistant rating
- 150lm/W luminous efficacy for energy efficiency

Watt	Lumens	Beam Angle	Colour	Colour Temp	IP Rating	Size	Code
100W	15000lm	120°	Cool White	6500K	IP65	118x241mmØ	LED24588-100-6
150W	22500lm	120°	Daylight	5000K	IP65	120x285mmØ	LED24588-150-5
150W	22500lm	120°	Cool White	6500K	IP65	120x285mmØ	LED24588-150-6
200W	30000lm	120°	Daylight	5000K	IP65	120x285mmØ	LED24588-200-5
200W	30000lm	120°	Cool White	6500K	IP65	120x285mmØ	LED24588-200-6



CHAIN & CLIP

Description	Code
3m Chain	LED24588-SS-CHAIN
Hook Buckle	LED24588-SS-CLIP





□ LED Lighting - Oyster Lights

15W / 25W / 30W LED OYSTER LIGHT 200mmØ / 300mmØ / 385mmØ

DIMMABLE IP54 WITH COLOUR TEMPERATURE SWITCH

The high power LED oyster light is designed to provide a soft and comfortable lighting to your home or business and offer great energy savings. The unit includes a fully integrated light source and light fitting to mount on the ceiling. Available in warm white or cool white light colours.

- Compact LED oyster light 240Vac Surface or Flush mount
- Switch to select colour temperature 3000K / 4000K / 5000K
- Powder coated metal base. Indoor IP54 ingress protection.
- Classic design. PMMA frosted diffuser. 120° Beam Angle.
- Long lifespan LED lighting: rated for up to 30,000 hours
- Suit bedrooms, hallways, Incandescent fitting replacements.
- Dimmable, leading/trailing edge compatible.
- This light must only be installed by a qualified electrician.



15W 200mmØ

Colour	Colour Temp	Lumens	Watt	IP Rating	Dimensions	Code
Switched	3000K 4000K 5000K	1250-1500lm	15W	IP54	40x200mmØ	LED2457-15-345

25W 300mmØ

Colour	Colour Temp	Lumens	Watt	IP Rating	Dimensions	Code
Switched	3000K 4000K 5000K	2100-2500lm	25W	IP54	40x300mmØ	LED2457-25-345

30W 385mmØ

Colour	Colour Temp	Lumens	Watt	IP Rating	Dimensions	Code
Switched	3000K 4000K 5000K	2900-3300lm	30W	IP54	55x396mmØ	LED2457-30-345



15W / 25W / 30W LED OYSTER LIGHT 200mmØ / 300mmØ / 385mmØ DIMMABLE TRI CCT

DIMMABLE WITH COLOUR TEMPERATURE SWITCH

Dimmable LED oyster light with switchable colour temperature between warm white, natural white and daylight.

- Tri-colour LED oyster lights assorted sizes
- Switchable between Warm White (3000K) / Natural White (4000K) / Daylight (5000K).
- Input voltage range: 200-240V AC 50/60Hz.
- Material: Polycarbonate.
- Power factor: >0.9 CRI: >80.
- Compatible with external dimmers



Colour	Colour Temp	Lumens	Watt	Dimensions	Code
Switched	3/4/5000K	1300-1500lm	15W	45x250mmØ	LED2459-15-345
Switched	3/4/5000K	1600-1800lm	25W	50x300mmØ	LED2459-25-345
Switched	3/4/5000K	2600-2800lm	30W	70x410mmØ	LED2459-30-345



16W LED SWITCHABLE COLOUR TEMPERATURE OYSTER LIGHT 235mmØ

Fits 205mm down light sized cut-out. Includes built-in LED driver with standard 240Vac plug for fast and easy installation. Supports recessed mounting or surface mounting. This LED lamp has a switch to change the light colour temperature between cool white (5700K), natural light (4000K) and warm white (3000K). Triac dimmable. Slim design. Long life and energy saving.

- 3 Colour temperature (3000K/4000K/5700K) selectable
- 240Vac 16W 1400-1700 lumens 120° beam angle
- Triac dimmer compatible
- Slim design 22x235mmØ white casing
- Multi-fit supports both recessed and surface mount installation
- Lifetime 40000 hrs



Colour	Colour Temp	Lumens	Watt	Dimensions	IP Rating	Code
Switched	3000K 4000K 5000K	1400-1700lm	16W	22x235mmØ	IP54	66670



22W LED SWITCHABLE COLOUR TEMPERATURE OYSTER LIGHT 300mmØ

Fits 260mm down light sized cut-out. Includes built-in LED driver with standard 240Vac plug for fast and easy installation. Supports recessed mounting or surface mounting. This LED lamp has a switch to change the light colour temperature between cool white (5700K), natural light (4000K) and warm white (3000K). Triac dimmable. Slim design. Long life and energy saving.

- 3-CCT (3000K/4000K/5700K) selectable
- 240Vac 22W 2200-2600 Lumens 120° beam angle
- Triac dimmer compatible
- Slim design 25x300mmØ white casing
- Multi-fit supports both recessed and surface mount installation
- Lifetime 40000 hrs



Colour	Colour Temp	Lumens	Watt	Dimensions	IP Rating	Code
Switched	3000K 4000K 5000K	2200-2600lm	22W	25x300mmØ	IP54	66669





16W LED OYSTER LIGHT 300mmØ

NON-DIMMABLE IP66/IK10 SIDE OR BACK CABLE ENTRY

The ENSA 16W high power LED Oyster lights are designed to provide a soft and comfortable lighting to your home or business and offer great energy savings. They feature a wide 120° beam coverage and a frosted diffuser to reduce glare. These units include a fully integrated light source and light fitting to mount on the ceiling. Available in warm white (3000K) or daylight (5000K) light colour temperatures. Requires hard wiring to an internal terminal block and this must be performed by a qualified electrician. Not dimmable.

- 16W standard LED oyster lights 240Vac
- 3000K warm white or 5000K Daylight colour temperatures
- Robust IP66/IK10 weather & vandal resistant housing
- Modern design with frosted diffuser and white surround
- Long lifespan LED lighting: rated for up to 30,000 hours
- Ideal for awnings, hallways, bedrooms and more
- Supplied with installation bracket and screws
- This professional light must only be installed by a qualified electrician.



ENSA™



Colour	Colour Temp	Lumens	Watt	Beam Angle	IP Rating	Dimensions	Code
Warm White	3000K	1200lm	16W	120°	IP66 IK10	95x300mmØ	LED2424-16-30
Daylight	5000K	1200lm	16W	120°	IP66 IK10	95x300mmØ	LED2424-16-50

16W LED OYSTER LIGHT 300mmØ - INTELLIGENT

MICROWAVE MOTION DETECTION - DAYLIGHT SENSOR

This LED oyster light delivers efficient lighting to any environment, indoors or outdoors. It features a wide 120° beam coverage and a frosted diffuser to reduce glare. The intelligent oyster light model features three smart ways to customise your lighting with a fully-configurable ambient light sensor, 5.8GHz microwave motion sensor and light on-timer in tandem. This makes them the perfect lighting solution for areas with intermittent traffic such as in apartment complexes, stairwells, walkways, campuses and more. Not dimmable.

- 16W intelligent LED oyster light 240Vac
- Adjustable light-use controls such as on-time delay
- Sensor can detect motion through glass and thin walls
- Robust IP66/IK10 weather & vandal resistant housing
- Modern design with frosted diffuser and white surround
- Long lifespan LED lighting: rated for up to 30,000 hours
- Ideal for entry-ways, awnings, under-eaves, corridors, etc.
- Supplied with installation bracket and screws
- This professional light must only be installed by a qualified electrician.



ENSA™



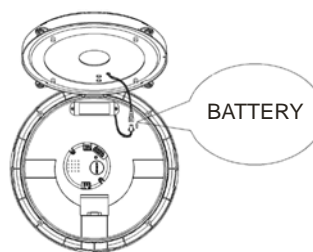
Colour	Colour Temp	Lumens	Watt	Beam Angle	IP Rating	Dimensions	Code
Warm White	3000K	1200lm	16W	120°	IP66 IK10	95x300mmØ	LED2424-16-50-W
Daylight	5000K	1200lm	16W	120°	IP66 IK10	95x300mmØ	LED2424-16-50-S

16W LED OYSTER LIGHT 300mmØ - INTELLIGENT WITH BACKUP BATTERY

MOTION & DAYLIGHT DETECTION - BATTERY BACKUP

This LED2424 LED oyster light with backup battery features a robust weather and vandal resistant housing making it ideal for outdoor and indoor use. Available in cool and warm white colour temperatures, these oyster lights utilise the latest LED technology to provide evenly dispersed, low glare lighting with at least 75lm/W luminous efficacy and up to 30,000 hours rated lifespan. The oyster light also features a backup battery, which can power the battery for up to 5 hours if power is lost. Not dimmable.

- 16W intelligent LED oyster light with backup battery
- 3000K warm or 5000K cool white colour temperature
- Adjustable light-use controls such as on-time delay
- Sensor can detect motion through glass and thin walls
- Robust IP66 weather & IK10 vandal resistant housing
- Modern design with frosted diffuser and white surround
- Long lifespan LED lighting: rated for up to 30,000 hours
- Ideal for entry-way, awnings, hallways, storage spaces, etc.
- Side or rear cable entry. Supplied with installation bracket
- Light must only be installed by a qualified electrician.


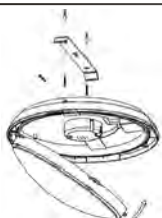


ENSA™



Colour	Colour Temp	Lumens	Watt	Beam Angle	IP Rating	Dimensions	Code
Warm White	3000K	1200lm	16W	120°	IP66 IK10	95x300mmØ	LED2424-16-30-BB
Daylight	5000K	1200lm	16W	120°	IP66 IK10	95x300mmØ	LED2424-16-50-BB

OYSTER LAMPS ARE AN EASY RETROFIT AS THEY ARE SURFACE MOUNT





Power & Lighting

LED Lighting - Work Lights

SLIM LED WORK LIGHT - 240V

AC POWERED WORK LIGHT

The AC powered LED work light consumes less power compares to traditional Xenon or halogen work light and still producing plenty of cool white bright light. The worklight features an integrated floor stand, IP65 water resistance. The slimline design allows you to easily pack and store away when it is not in use.

Power	30W	10W
Voltage	240Vac	240Vac
Lumens	2100 Lumen	650 lumens
IP Rating	IP65	IP65
Size	215x290x180mm	142x215x161mm
Code	LED2867	LED2866



LED PORTABLE WORKLIGHT IP65 RECHARGEABLE

HIGH POWER ENERGY EFFICIENT LED - WEATHER PROOF IP65

The IP65 highly energy efficient portable rechargeable flood light utilises the ultra long life EPISTAR chipset. The LED floodlight has 4 operational modes (30%, 50%, 100% and flashing). The LED lamp is placed on a durable Aluminium Alloy stand with a padded handle. The flexible stand has a 360 degree swivel, and can be tilted vertically. It has a built-in Li-ion rechargeable battery so you can use the worklight even when there is no power source. It is a great companion for outdoor camping or use at a worksite. 120° beam angle. Includes 12V car charger and AC wall charger.

- 100% mode can be used for about 4 hours
- 50% mode can be used for up to 7 hours
- Flashing and 30% mode can operate up to 12 hours

10W FLOODLIGHT 175x175x170mm 1Kg

Colour	Colour Temp	Lumens	Code
Warm White	2700-3200K	900Lm	LED2403-1030YL

20W FLOODLIGHT 210x200x240mm 2.2Kg

Colour	Colour Temp	Lumens	Code
Warm White	2700-3200K	1800Lm	LED2403-2030YL



10W LED FLOODLIGHT WITH HANDLE STAND

10W COB LED floodlight with a super bright 500 lumen output. The stand can be folded to become a handle or flat for storage. Made with impact resistant plastic and with rugged protection on all corners. Includes 4x AA size batteries. 170x127x40mm

Code
XT068



10W RECHARGEABLE LED FLOODLIGHT

10W COB LED floodlight with a super bright 800 lumen output. Features a built-in rechargeable lithium ion battery that you can charge from a USB charger (sold separately) with a USB power out port which you can use to charge your USB devices. 172x128x46mm 4400mAh Lilon.

Code
XTP013



OUTDOOR SOLAR LIGHT WITH MOTION SENSOR

WIRELESS RECHARGEABLE

This outdoor solar lamp with PIR motion sensor is used for illumination in outdoor, courtyard, balcony, wall and fence, etc. This outdoor solar light would turn on on low light at night. When it detects people movement nearby, it will increase brightness. And after people move away, the solar light return to low light again. The sensor range is about 3 to 5 metres. A rechargeable 1000mAh battery is included, and the charge time for this light is about 8 hours on the sunny day.

Code
LEDSWL02





LED Lighting - Spot Lights Motion Detect

LED FLOOD LIGHT 16W SOLAR MOTION SENSOR

This solar powered motion sensor LED flood light kit includes a 80 LEDs 16W flood light with motion sensor, a built-in lithium-ion battery and a solar panel with a 5M cable. IP44 ingress weatherproof rating. It has 3 control dials to allow you to control sensitivity to light, time on duration (5 to 120 seconds) and sensitivity to motion (up to 10m). Suitable for use as garden, footpath and security lighting. 500lm.

- 80LEDs 16W flood light for 500lm
- Built-in 1500mAh rechargeable Li-ion battery
- 6V high performance solar panel 135x165mm + adjustable stand
- IP44 weatherproof system
- Adjustable lighting duration from 5 to 120 seconds
- Flood light and motion sensor directions are adjustable
- Up to 10 metres sensor range
- Easy to install, no wiring needed

Code
UR200MSL80



LED FLOOD LIGHT 36W SOLAR MOTION SENSOR

Solar powered motion sensor LED flood light kit includes a 188 LEDs 36W flood light with motion sensor and rechargeable NiMH battery plus a solar panel with a 5M cable. IP44 ingress weatherproof rating. Adjust detection range (2m to 10m), and time on duration (30/60/120 seconds). Adjustable lights can move up, down and side ways. Suitable for use as garden, footpath and security lighting. 1000lm.

- 188 LEDs 36W flood light 1000lm
- Built-in 1800mAh rechargeable NiMH batteries
- 5V high performance solar panel 135x165mm + adjustable stand
- IP44 weatherproof system
- Adjustable lighting duration between 30, 60 and 120 seconds
- Flood light and motion sensor directions are adjustable
- Up to 10 metres sensor range
- Easy to install, no wiring needed

Code
UR200MSL188



LED SPOT LIGHT WITH PIR MOTION SENSOR - 240VAC IP65

LED security spot light with motion sensor will turn the LED light on when it detects motion. It has light level controls to prevent daytime operation and timer controls to adjust the length of time the light is on. IP54 rated to suit outdoor operation. PIR and LED spot light are on separate swivel and rotatable joints. Die-cast metal construction, 240Vac screw terminals (Hard-wired requires electrician installation).

SINGLE LAMP

Colour	Cool White	Switched (x4)
Colour	6000K	3000K / 4000K / 5000K / 6000K
Temp		
Watt	11W	13W
Voltage	240Vac	240Vac
Dimensions	220x160x125mm	231x178x113mm
Lumens	800 Lumens	1050 Lumens
IP Rating	IP54	IP54
Dimmable	No	No
Code	LED319BK-60	LED319BK-346



DUAL LAMP

Colour	Switched (x4)
Colour	3000K / 4000K / 5000K / 6000K
Temp	
Watt	2x 13W
Voltage	240Vac
Dimensions	240x181x168mm
Lumens	2100 Lumens
IP Rating	IP54
Dimmable	No
Code	LED321BK-346



Requires a qualified electrician to install

SUITABLE FOR
OUTDOOR
LIGHTING

TUYA SMART WIFI SECURITY FLOOD LIGHT WITH MOTION SENSOR 13W x2

APP CONTROLLED THROUGH WIFI CONNECTION

The 2x 13W smart double head outdoor security spot light with motion sensor allows intruder detection and turn on the light when the motion sensor is triggered. This LED is managed by the Tuya smart App available on the Apple App Store, or Google Play Store. You can use the App to adjust colour temperature from warm white (3000K) to cool white (6000K). The App can also adjust the motion detection range and the level of brightness the ambient light sensor will triggered. The enclosure is IP65 ingress rated to suit indoor or outdoor use. The LED heads and motion sensor are adjustable.

- 2x 13W LED floodlights with motion sensor.
- WiFi Tuya APP controlled, no hub required.
- Voice controlled by Google home and Amazon Alexa
- Adjustable light colour temperature from warm white to cool white.
- Adjustable motion sensor range.
- Adjustable daylight lux level.
- Waterproof IP65, suitable for outdoor use.
- Full metal body.

Colour	Colour Temp	Watt	Voltage	Dimensions	IP Rating	Code
Switched	3/4/6000K	2x 13W	240Vac	200x170x140mm	IP54	LED321BK-SMART



App control
(Phone Not Included.)





Power & Lighting

LED Lighting - Flood Lights 12V

LED FLOOD LIGHTS IP65 LOW-VOLTAGE 12V-24VDC

DC VOLTAGE 12V TO 24V FOR SOLAR BATTERY & VEHICLES

IP65 rated enclosure low voltage LED Floodlights can be used in many applications, indoors and outdoors. DC operating voltage of 12v to 24v makes these Flood Lights ideal to be used in vans and trucks and other applications where only DC voltage is available. Includes mounting bracket. The range features three wattage ratings and two colour temperatures to suit many applications.

- Vehicle voltages 12-24Vdc
- IP65 Waterproof outdoor
- High luminance efficiency
- SMD2835 LED chipset
- Heavy duty metal casing
- Shatter proof glass lens
- Adjustable bracket mounting
- Wide 120° Beam Angle
- Not dimmable



Colour	Colour Temp	Watt	Lumens	Beam Angle	Size	Code
Natural White	4000K	20W	2400Lm	120°	147x105x40mm	LED1224-2040BK
Cool White	5700K	20W	2400Lm	120°	147x105x40mm	LED1224-2057BK
Natural White	4000K	30W	3600Lm	120°	255x192x45mm	LED1224-3040BK
Cool White	5700K	30W	3600Lm	120°	255x192x45mm	LED1224-3057BK
Natural White	4000K	50W	6000Lm	120°	255x192x45mm	LED1224-5040BK
Cool White	5700K	50W	6000Lm	120°	255x192x45mm	LED1224-5057BK

LED Lighting - Flood Lights DIY

LED FLOODLIGHT IP65 240VAC DIY SLIM OUTDOOR

The slim IP65 energy efficient LED flood light uses the ultra long life Epistar SMD5730 chipset. Only 27-48mm thick. The case is made with weatherproof diecast aluminium and includes a mounting bracket. The specially made aluminium reflector improves light uniformity and luminous flux. Weatherproof design. Suitable to use for indoor and outdoor applications. Adjustable angle for mounting. 120° beam angle. 240Vac (100-240Vac) input voltage. All flood lights come with a 1 metre power lead with a 3 pin mains power plug.

- IP65 weatherproof protection.
- Ultra long life Epistar SMD5730 chipset.
- High energy efficiency
- Diecast aluminium case
- Adjustable mounting bracket.
- Safe to use for indoor or outdoor applications.
- Flood Light Wide coverage 120° beam angle.
- 240Vac power cord for DIY installation.



COMPACT SINGLE PANEL

Power	Case	Colour	Colour Temp	Lumens	Beam Angle	Size	Code
10W	White	Daylight	5000K	1000lm	120°	134x94x27mm	LED2455-1050WH
10W	Black	Daylight	5000K	1000lm	120°	134x94x27mm	LED2455-1050BK
10W	Grey	Daylight	5000K	1000lm	120°	134x94x27mm	LED2455-1050GY
20W	White	Daylight	5000K	2000lm	120°	190x135x37mm	LED2455-2050WH
20W	Black	Daylight	5000K	2000lm	120°	190x135x37mm	LED2455-2050BK
20W	Grey	Daylight	5000K	2000lm	120°	190x135x37mm	LED2455-2050GY
30W	White	Daylight	5000K	3000lm	120°	238x168x40mm	LED2455-3050WH
30W	Black	Daylight	5000K	3000lm	120°	238x168x40mm	LED2455-3050BK
30W	Grey	Daylight	5000K	3000lm	120°	238x168x40mm	LED2455-3050GY

LARGE DUAL PANEL

Power	Case	Colour	Colour Temp	Lumens	Beam Angle	Size	Code
50W	White	Daylight	5000K	5000lm	120°	298x210x45mm	LED2455-5050WH
50W	Black	Daylight	5000K	5000lm	120°	298x210x45mm	LED2455-5050BK
50W	Grey	Daylight	5000K	5000lm	120°	298x210x45mm	LED2455-5050GY
100W	White	Daylight	5000K	10000lm	120°	355x250x48mm	LED2455-10050WH
100W	Black	Daylight	5000K	10000lm	120°	355x250x48mm	LED2455-10050BK
100W	Grey	Daylight	5000K	10000lm	120°	355x250x48mm	LED2455-10050GY

IP65 FLOOD LIGHT WITH MOTION DETECT FUNCTION

- IP65 weatherproof protection.
- Ultra long life Epistar SMD5730 chipset.
- PIR motion detection to switch on the light automatically.
- Better energy efficiency compared to halogen lamps.
- Diecast aluminium case with adjustable mounting bracket.
- Safe to use for indoor or outdoor applications.
- Wide coverage 120° beam angle.
- 240Vac input voltage. (Includes 1M lead to AC Plug)



Power	Case	Colour	Colour Temp	Lumens	Beam Angle	Size	Code
10W	Black	Daylight	5000K	1000lm	120°	134x94x27mm	LED2460-1050BK
20W	Black	Daylight	5000K	2000lm	120°	190x135x37mm	LED2460-2050BK
30W	Black	Daylight	5000K	3000lm	120°	238x168x40mm	LED2460-3050BK
50W	Black	Daylight	5000K	5000lm	120°	298x210x45mm	LED2460-5050BK
100W	Black	Daylight	5000K	10000lm	120°	355x250x48mm	LED2460-10050BK



□ LED Lighting - Flood Lights

13W / 26W LED SPOT LIGHT - IP65

SUITABLE FOR OUTDOOR LIGHTING SINGLE LAMP

The single head LED security spot light is designed for providing efficient and cost-effective outdoor lighting. IP65 rated. It has 1x 13W LED light on a swivel and rotatable stand so you can adjust the direction of the lamp. This LED light is wall mountable and includes screws and wall plugs for installation. Die-cast metal construction. New model now includes colour temperature switch: 3000K / 4000K / 6000K

Colour	Switched (x3)
Colour Temp	3000K / 4000K / 5000K / 6000K
Watt	13W
Voltage	240Vac
Dimensions	178x140x113mmØ
Lumens	1050 Lumens
IP Rating	IP54
Dimmable	No
Code	LED318BK-346



DUAL LAMP

Colour	Switched (x4)
Colour Temp	3000K / 4000K / 5000K / 6000K
Watt	2x 13W
Voltage	240Vac
Dimensions	240x181x168mm
Lumens	1700 Lumens
IP Rating	IP54
Dimmable	No
Code	LED320BK-346



Requires a qualified electrician to install

LED FLOOD LIGHT LAMPS IP65 240VAC

HIGHLY ENERGY EFFICIENT 10W TO 50W - 240VAC

IP65 highly energy efficient LED flood light. Ultra long life EPISTAR chipset. A great replacement for halogen lamps. Aluminium alloy material with mounting assembly. Special design aluminium reflector improves light uniformity and luminous flux. Safe to use for indoor or outdoor applications, can be positioned at any angle. Suitable for a wide range of applications. 150° beam angle. 240Vac (85 - 260Vac) input voltage. 80cm lead to bare wire ends.

Colour	Colour Temp	Watt	Lumens	Beam Angle	Size	Case	Dimmable	Code
Cool White	6000 - 7000K	10W	600	150°	86x114x90mm	Black	No	LED2401-1070BK
Cool White	6000 - 7000K	10W	600	150°	86x114x90mm	Grey	No	LED2401-1070GY
Warm White	2900 - 3200K	20W	1300	150°	140x180x100mm	Black	No	LED2401-2030BK
Warm White	2900 - 3200K	20W	1300	150°	140x180x100mm	Grey	No	LED2401-2030GY
Cool White	6000 - 7000K	20W	1600	150°	140x180x100mm	Black	No	LED2401-2070BK



LED FLOOD LIGHT COMMERCIAL GRADE - IP65

The ENSA™ LFL-B series of high-power LED flood lights delivers exceptional lighting performance in a robust, weather resistant package. Available in 20W, 30W, 50W, 70W, 80W, 100W and 200W models with a wide 100° beam angle. LFL-B series floods feature a slim, lightweight design with a U-shape adjustable bracket, making them easy to mount. Each light sports a powder coated, IP65 rated, aluminium body and heatsink for excellent thermal conductivity; a tempered glass front for superior light transmittance; and UV resistant ASA plastic bolt caps. Ideal for general purpose lighting in commercial and industrial environments.

- High luminous efficiency LED flood lighting (110lm/W)
- Available in 3000K warm white and 5000K cool white
- IP65 weather resistant, suitable for outdoor applications
- Wide 100° beam angle, ideal for general purpose lighting
- Efficient replacement for halogen and metal-halide floods
- 180° adjustable two-point fastened mounting bracket
- Power through a AC lead with a 3 pin AC plug.
- NSW ESS Accepted

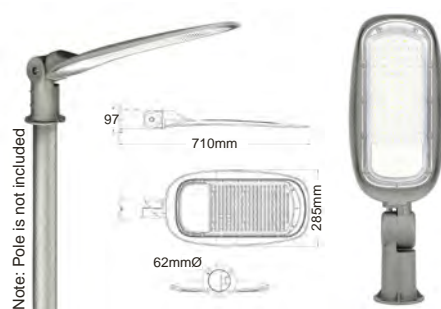
Watt	Colour	Colour Temp	Lumens	Beam Angle	IP Rating	Size	Voltage	Code
20W	Warm White	3000K	2200lm	100°	IP65	216x152x40mm	100-240Vac	LFL-B20-W
20W	Daylight	5000K	2200lm	100°	IP65	216x152x40mm	100-240Vac	LFL-B20-C
30W	Warm White	3000K	3300lm	100°	IP65	226x167x40mm	100-240Vac	LFL-B30-W
30W	Daylight	5000K	3300lm	100°	IP65	226x167x40mm	100-240Vac	LFL-B30-C
50W	Warm White	3000K	5500lm	100°	IP65	310x220x50mm	100-240Vac	LFL-B50-W
50W	Daylight	5000K	5500lm	100°	IP65	310x220x50mm	100-240Vac	LFL-B50-C
70W	Warm White	3000K	7700lm	100°	IP65	355x245x55mm	100-240Vac	LFL-B70-W
80W	Daylight	5000K	12000lm	120°	IP65	354x245x55mm	100-240Vac	LFL-B80-C
100W	Warm White	3000K	11000lm	100°	IP65	402x295x60mm	100-240Vac	LFL-B100-W
100W	Daylight	5000K	11000lm	100°	IP65	402x295x60mm	100-240Vac	LFL-B100-C
150W	Warm White	3000K	16500lm	100°	IP65	430x330x60mm	100-240Vac	LFL-B150-W
150W	Daylight	5000K	16500lm	100°	IP65	430x330x60mm	100-240Vac	LFL-B150-C
200W	Warm White	3000K	22000lm	100°	IP65	470x360x60mm	100-240Vac	LFL-B200-W
200W	Daylight	5000K	22000lm	100°	IP65	470x360x60mm	100-240Vac	LFL-B200-C



200W LED STREET LIGHT WITH DRIVER-ON-BOARD

- 200W LED flood light with 22000lm light output
- High 110lm/W luminous efficacy for energy efficiency
- 6000K cool white colour temperature
- 90° x 130° beam angle
- Driver-on-board technology for compact size & affordability
- Slimline, aluminium, IP65 weather rated enclosure
- Adjustable base with 180° of vertical rotation
- 62.1mmØ pole slip fit installation

Lumens	Colour	Colour Temp	Power	Beam Angle	Dimensions	Code
22000lm	Cool White	6000K	200W	90° x 130°	645x283x97mm	LSL-C200-C





Power & Lighting

LED Lighting - Smart Strips

TAPO SMART WI-FI MULTICOLOUR LED LIGHT STRIP TP-LINK


INCLUDES 5 METRE STRIP, POWER SUPPLY, CONTROLLER & FREE APP

The TP-Link Tapo L920-5 Smart Wi-Fi Light strip allows you to create stunning light effects. The 5 metres LED light strip is divided into separate colour zones. Each colour zone features a built-in IC chip to let you control the colour. You can control the colour through the Tapo App. You can set the colour manually, using App preset or using the Enhanced Music Mode to sync the light colour to the frequency and the beat. The flexible and water-resistant light strip is covered with PU coating to ensure you can place it anywhere with easy redeployment. It comes with 3M adhesive tape for highly flexible installation. The strip can be cut to suit your application. You can also create schedules and timer to turn on/off with the brightness/colour you set. It supports voice control with Google Assistant, Amazon Alexa and Apple Home.

- Control 50 separate colour zones and bring vibrant joy to your life.
- Easy maintenance and extended lifespan thanks to PU coating.
- Connect to your home's secure Wi-Fi network. No need for a hub or extra equipment.
- Cut it to whatever length you want and attach it to any surface with the 3M adhesive.
- Create schedules and count plans to turn on/off with the brightness/colour you set.
- Supports Away Mode to turn on or off at random interval to create the appearance that someone is home.
- Compatible with smart assistant, hub, or connect directly with the Tapo App.
- Supports voice control to control your light strip with Alexa, Google Assistant or Apple Home.



Length	Colour	Code
5 Metres	Full colour RGB	TAPOL920-5



Smart Home TP-Link

KASA SMART WI-FI MULTI-COLOUR LED LIGHT STRIP TP-LINK

NO HUB REQUIRED


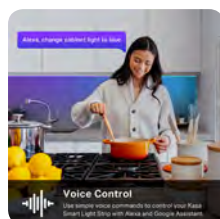
The TP-Link Kasa TL-KL430 Smart Wi-Fi Light strip allows you to add fun lighting effects to your home. The 2 metres LED light strip is divided into 16 separate colour zones. Each colour zone features a built-in IC chip to let you control the colour. You can control the LED strip using the free TP-Link Kasa App. Pick from a variety of animated effects for a unique lighting experience. Addressable LEDs allow you to create your ambiance in lots of fun colours and levels of brightness, including cool to warm whites. The flexible and water-resistant light strip is covered with PU coating to ensure you can place it anywhere with easy redeployment. It comes with 3M adhesive tape for highly flexible installation. The strip can be cut to suit your application. You can also create schedules and timer to turn on/off with the brightness/colour you set. It supports voice control with Google Assistant and Amazon Alexa.

- The 2 metres LED light strip features 16 different zones for combinations built to suit every mood.
- Pick from dozens of animated lighting effects from soothing "Raindrop" to the dazzling "Rainbow".
- Stick, plugin and connect. The flexibility to bend, cut and extend allows you to add them to the exact place you desire. Expandable up to 10 metres with additional extensions. (Sold separately.)
- Use simple voice commands to control your light strip with Alexa or Google Assistant.
- Combine with other Kasa Smart devices for seamless control with a single tap on your phone.

Code
TL-KL430



3-Step Set Up





LED Lighting - Strip & Tapes

TUYA SMART WIFI RGBW LED STRIPS LIGHT 5050 FULL COLOUR + WHITE 5M

APP CONTROLLED THROUGH WIFI CONNECTION

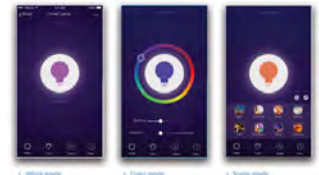
This 5M long smart RGBW LED strip combines the vivid colour of RGB and warm white to create a wide range of unique colours. This LED light strip includes a Wifi LED controller which can be set up using the free Tuya Smart Life App, available on the Apple App Store, or Google Play Store, and your own 2.4G Wifi network. Supports voice control with Amazon Alexa & Google Assistant.

- 120x 5050 Type LEDs in total.
- 5 pin female socket and a 5 pin male plug at the other end.
- Easy to setup and use with Tuya Smart Life App through Wifi.
- Supports voice control through Amazon Alexa and Google Assistant.
- IP65 weather-resistant.
- Dimmable.
- Flexible and cuttable. Easy to customise for different types of projects.
- Includes adhesive tape on the back for mounting on surfaces.
- AC power supply is included to power the LED strip.

Length	Colour	Colour Temp	IP Rating	Code
5M	RGB + Warm White	3000W	IP65	SMD5050RGB-SMART



Smart RGBW LED light strips, 5M long. IP65 weatherproof. Controlled using the free Tuya Smart Life App available on the Apple App Store, or Google Play Store. Power supply included.



LED Strip Tapes

LED LIGHT STRIP 2835 WHITE 5MM X 5 METRES

ADHESIVE BACK 5mm WIDE IP20 RATED

- High brightness high density 600x SMD2835
- 120 LEDs Per Metre: 1200 Lumens/M
- Can be cut into 25mm lengths with 3 LEDs each
- 5M strip (600 LEDs) can be powered by 12Vdc 2.5A
- Version not gel covered for maximum flexibility (IP20)
- 3M Adhesive backed. CE, ROHS and UL certified.
- Width 6mm. Height 1mm 5 metres total 600x SMD2835

Colour	Cool White	Warm White
Colour Temp	6000K	2700K
Lumens	1200 Lm/M	1200 Lm/M
Power	10W/M	10W/M
Voltage	12Vdc	12Vdc
Beam Angle	120°	120°
IP Rating	IP20	IP20
Code	SMD2835CW	SMD2835WW



SMD LED STRIP LIGHT 3M BLUE

AERPRO

Flexible SMD LED Super Bright light strip ideal for camping, fishing, boating, back lighting, vehicles, trailers, tool boxes, tents, party lights etc. 3 metres in length, with 180 blue LEDs. Hardwire to 12Vdc power source IP67 ingress protection

Code
SMD3MB



LED LOW-VOLTAGE DIMMER

ROTARY CONTROL WITH I/O 12-24VDC

Inline dimmer controller with on/off switch. Suits 12V TO 24V LEDs. Easy inline connection with 2.1mm DC plug and socket. 36Wmax.

Plug	Code
2.1mm DC	LED-DIM



LED LOW-VOLTAGE CONTROLLER

I/O BRIGHTNESS PLUS FLASH & FADE EFFECTS

This inline LED controller is suitable for use with 12V-24V LEDs, single to 5M light strips. It includes an ON/OFF/SPEED switch, brightness switch and a mode switch for switching to flash or fade effects. 2 Bare wire on both ends. 36Wmax.

Code
LED-LSMC





LED LIGHT STRIP 2835 WHITE 8MM X 5 METRES

IP65 WATER RESISTANT SILICON COVER 8mm

- High brightness high density 240x SMD2835
- 48 LEDs Per Metre: 980 Lumens/M, 10.5W/M
- Can be cut into 62.5mm lengths with 3 LEDs each
- 5M strip (240 LEDs) can be powered by 12Vdc 2.5A
- Version is gel covered for weather proofing (IP65)
- 3M adhesive backed. CE, ROHS and UL certified
- 8mm wide. 2mm high. 5 metres total 240x SMD2835

Colour	White	Cool White
Colour Temp	4000k	6000k
Lumens	980 Lm/M	980 Lm/M
Power	10.5W/M	10.5W/M
Voltage	12Vdc	12Vdc
Length	5M	5M
Beam Angle	120°	120°
IP	IP65	IP65
Code	SE48F-W	SE48F-CW



Water resistant silicon protective surface - Adhesive backed

LED STRIP LIGHT 3528 SINGLE COLOUR 8MM X 5M

IP65 SILICONE COVERED WITH ADHESIVE BACK - 8mm

- Weather resistant IP65 Adhesive back 3M Brand
- Clear silicone strip 8x2.8mm Total Length 5 Metres
- Can be cut into 50mm lengths with 3 LEDs each.
- 270 Lumens/M, 330mA/M, 60 LEDs/M (per metre)
- LED 3528 x300 total. CE, ROHS and UL certified
- Terminates to two wires. 12Vdc @ 1.6A Total 5M

Colour	Colour Temp	Lumens	Length	Code
Cool White	6000k	270 Lm/M	5M	SMD3528CW
Warm White	3000k	270 Lm/M	5M	SMD3528WW
Yellow	1000k	70 Lm/M	5M	SMD3528YL
Red	680k	70 Lm/M	5M	SMD3528RD
Green	520k	240 Lm/M	5M	SMD3528GN
Blue	480k	70 Lm/M	5M	SMD3528BU

Water resistant silicon protective surface



Adhesive backed "3M"



LED LIGHT STRIP 5050 WHITE 10MM X 20 METRES

24V WITH CONSTANT CURRENT CHIPS FOR CONSISTENT COLOUR ALONG THE STRIP

20 metres of Super bright 5050 SMD LED strip with 60 LEDs per metre. Flexible ribbon is extremely versatile and suitable for automotive or interior decor lighting. The LED strip is made up of sections of 5 LEDs, and each section can be cut and rejoined to suit different applications. Each section features a Constant Current chip that drives the LEDs with the same current over the length of the LED strip. This means the LED brightness will remain the same from start to end and the colour will remain constant. IP20 ingress protection. Suitable for lighting at hallways, stairs, ceiling recess, cabinets, shop fitting, automotive interior, etc.

- IP20 ingress protection. 3M brand adhesive back.
- 10mm wide x 20M length
- Can be cut into 83.5mm lengths with 5 LEDs each.
- 600 Lumens per metre, 7.8W per metre of power,
- 60 LEDs per metre. Total: 1200 SMD5050 LEDs
- Terminates to two wires. Requires 24Vdc @ 6.5 A over 20M.

Colour	Colour Temp	Lumens	Length	Code
Warm White	2800K	600 Lm/M	20M	SMD5050WW-20
Cool White	6000K	600 Lm/M	20M	SMD5050CW-20



LED STRIP LIGHT 5050 SINGLE COLOUR 10MM X 5M

IP65 SILICONE COVERED WITH ADHESIVE BACK - 10mm

- Weather resistant IP65 Adhesive back 3M Brand
- Clear silicone strip 10x2.8mm Total Length 5 Metres
- Can be cut into 50mm lengths with 3 LEDs each.
- 720 Lumens/M, 500mA/M, 60 LEDs/M (per metre)
- Terminates to two wires. 12Vdc @ 2.5A Total 5M
- 3M adhesive backed. CE, ROHS and UL certified
- 10mm wide. 2.8mm high. 5m total 300x SMD5050

Colour	Colour Temp	Lumens	Length	Code
Cool White	6000k	720 Lm/M	5M	SMD5050CW
Warm White	3000k	720 Lm/M	5M	SMD5050WW
Yellow	1000k	220 Lm/M	5M	SMD5050YL
Red	680k	280 Lm/M	5M	SMD5050RD
Green	520k	660 Lm/M	5M	SMD5050GN
Blue	480k	220 Lm/M	5M	SMD5050BU

Water resistant silicon protective surface



Adhesive backed "3M"



FLAT STRIP CONNECTORS

CONNECTORS 8mm (5mm Contacts)

Description	Code
End to Bare Wire*	P3528
Strip End Connectors	J3528

*Note: P3528 is polarised. Suits 1 end only.
Reverse connectors for other end as labelled.



P3528



J3528

CONNECTORS FOR 10mm (5mm Contacts)

Description	Code
End to Bare Wire*	P5050
Strip End Connectors	J5050

*Note: P5050 is polarised. Suits 1 end only.
Reverse connectors for other end as labelled.



P5050



J5050



LED Lighting - Strips and Tapes RGB

LED STRIP LIGHT RGB VARIABLE COLOUR 10MM X 5 METRES

FULL COLOUR SPECTRUM LIGHTING 10mm

Tri-colour 5050 SMD LEDs in Red/Green/Blue for full spectrum colour, including white, lighting effects when used with the IR Controller box. Other powering solutions may be compatible. 4 Pins are RGB and 12Vdc Common. Excellent for holiday effects, mood lighting, etc.

- Weather resistant IP65. Adhesive back 3M Brand
- Clear silicone strip 10x2.2mm. Total Length 5 Metres. 3A All LEDs On.
- Can be cut into 50mm lengths. Three colour LED (x300pcs)
- 60 Tri-LEDs per Metre 600mA. Four wires to P5050RGB
- Red, Green, Blue, Common, 12Vdc @ 200mA per M each colour.

Length	Lumens	Colour	Code
5M	450 lm p/m	RGB	SMD5050RGB 5M



Adhesive backed "3M"



4 WIRE STRIP CONNECTORS - SMD 5050 RGB

4 WIRE STRIP CONNECTORS

Optional connectors for breaking and extending the ribbon to customise for your application. Power supply suggestion only.

Description	Code
12V 3A power pack with 2.1mm tip	SMP12V-3A-21P
Strip End Socket to 4 wires [BRGB*]	P5050RGB
4 Pin Strip End Socket to Socket	J5050RGB
4 Pin Plug to 4 Wires 15cm	P5051RGB



*Note: P5050RGB is polarised. Suits 1 end only. Reverse connectors for other end. [BkGRB]

P5050RGB

J5050RGB

Requires 12V regulated supply

IR REMOTE CONTROLLER - SMD 5050 RGB

COLOUR CONTROLLER

Direct 16 colour select for static lighting including white. Or four modes of colour effects: Flash, Strobe, Fade, Smooth. On/Off and brightness control. Include IR Remote control and receiver box. Suggested power supply for each strip is 12V 3A (2.1mm)

Description	Code
IR Remote and Controller box for SMD5050RGB	RGB-CONT



2.1mm DC plug

WIFI & IR LED STRIP CONTROLLER - MAGIC HOME PRO

MAGIC HOME PRO: ANDROID / iOS / PC

This wireless LED strip controller kit includes a smart wireless controller where you can control using the included IR controller, or using a free App on your smart phone or tablet. Supports iOS or Android devices. With the IR controller, you can turn on/off your LED strip, set colour, brightness and other special effects such as flashing, strobe, fade, etc. The free Magic Home App gives you finer controls. It allows you to adjust LED colour from 16 million light colours, set schedule, use the built-in music mode that will change the lighting according to the rhythm of the music you choose. Compact. Easy to install and use. Suitable for home, office, restaurant, and bar design, party decoration, signage and vehicle DIY projects. Suggested power supply is SMP12V-3A-21P.

Code
RGB-CONT-WIFI



MAGIC HOME PRO APP AVAILABLE FOR FREE TO SUIT ANDROID / iOS / PC (PHONE NOT INCLUDED)



Power & Lighting

LED Lighting - Strips and Tapes RGBW

RGBW LED STRIP FULL COLOUR + WHITE 5M

The RGBW LED strip combines the vivid colour of RGB and purer white to create a wide range of unique shades. Although RGB has been around for a while and can be mixed to create a colour close to white colour, a dedicated white LED provides a much purer and brighter white tone and allows you the option of an extra warm or cool white chip for a much better result.

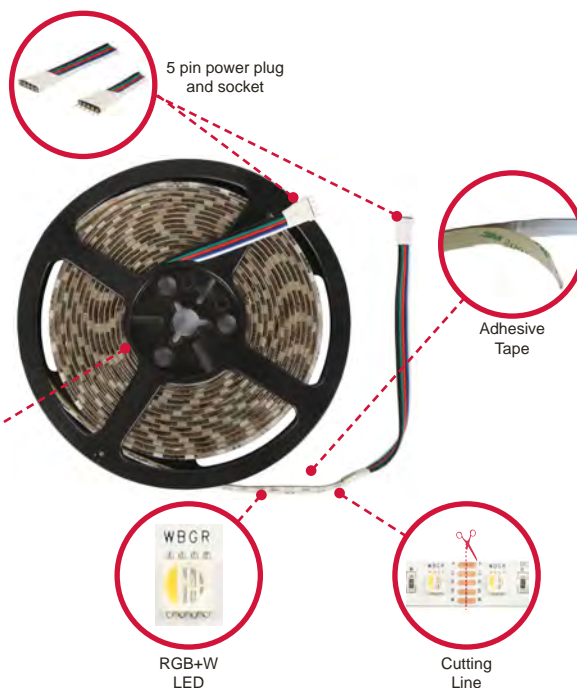
Our range of RGBW LED strip comes in 5M reels. There are 300x 5050 Type LEDs in total so the strips feature a lot more LEDs closer together than some of the other models on the market. At one end of the LED strip, there is a 5 pin female socket and a 5 pin male plug at the other end. The LED strip is made of flexible PCB material and can be gently bent around curved surfaces. It has an adhesive tape on the back for mounting. You can cut the LED to the length needed at the cutting line. Easy to customise for different types of projects.



The RGBW 4 colours in 1 LED strip is available in three options: RGB & cool white, RGB & natural white or RGB & warm white. And for each colour mix, we are offering three different types of IP ingress protection. IP20 to suit indoor applications, IP65 for dust and moisture resistance and IP68 for outdoor waterproof. (Note IP68 has no adhesive backed tape).

There is an extensive range of accessories which include controllers, power supply, power injector, cable and connectors, splitters, rubber mounting clips, end caps and more to help you setup the RGBW strips for your application. Requires power pack 12V 2A (3A Recommended).

Length	Colour	Colour Temp	IP Rating	Code
5M	RGB + Warm White	2900-3200K	IP20	RGBW5-1101
5M	RGB + Natural White	3750-4250K	IP20	RGBW5-1102
5M	RGB + Cool White	6100-6900K	IP20	RGBW5-1103
5M	RGB + Warm White	2900-3200K	IP65	RGBW5-1111
5M	RGB + Natural White	3750-4250K	IP65	RGBW5-1112
5M	RGB + Cool White	6100-6900K	IP65	RGBW5-1113
5M	RGB + Warm White	2900-3200K	IP68	RGBW5-1121
5M	RGB + Natural White	3750-4250K	IP68	RGBW5-1122
5M	RGB + Cool White	6100-6900K	IP68	RGBW5-1123



RGBW Remote Sold Separate



Adhesive backed "3M" RGBW5-1101



Adhesive backed "3M" RGBW5-1111



Not adhesive backed RGBW5-1121

RGBW UNIVERSAL CONTROLLER + RF REMOTE

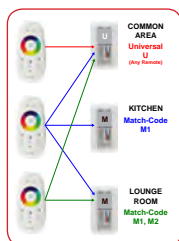
MODULE RECEIVES ALL REMOTE CONTROLS

This Universal Controller Set includes a Universal Controller Module and a Touch Remote Control. The Controller can be controlled by either a Universal Remote Control or a Matched-Code Remote Control. Brightness and pattern speeds are adjustable. 640,000 different colour combinations can be selected on the remote control which has a range of approximately 30m.

Code
RGBW-3U



- By default, Matched-Code Remote Controls can also operate Universal Controllers BUT Universal Remote Controls cannot operate Matched-Code Controllers.
- Universal Remote Controls CAN be programmed to operate a Matched-Code Controller (see user manual for procedures).



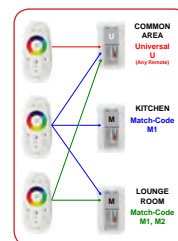
RGBW MATCH-CODE CONTROLLER + RF REMOTE

MODULE RECEIVES MATCH-CODE REMOTES

This matched-code Remote Controller Set includes a matched-code Remote Controller and Remote Control. By default, the paired Remote Control can only operate the Controller it is paired with. A maximum of 4 Remote Controls can be paired to one Matched-Code Controller. Brightness and pattern speeds are adjustable. 640,000 different colour combinations can be selected by the colour wheel on the remote control which has a range of approximately 30m.

Code
RGBW-3M

- By default, Matched-Code Remote Controls can also operate Universal Controllers BUT Universal Remote Controls cannot operate Matched-Code Controllers.
- Universal Remote Controls CAN be programmed to operate a Matched-Code Controller (see user manual for procedures).





RGBW CONTROLLER WITH BLUETOOTH

Control this RGBW module from your smartphone or tablet via Bluetooth. The free App features functions like colour selection, mode selection, music sync, microphone sync, brightness control, customise light patterns, preset scenes, timers and more. Rated 12-24Vdc 8A. Requires power supply. Compatible with Android or iOS mobile device.

Code
RGBW-BT



RGBW CONTROLLER WITH IR REMOTE

This package includes an RGBW controller module with a simple to use 40 key IR controller. The remote has all the functions to select colour, brightness and effects. Rated 12-24Vdc 8A. Battery included.

Code
RGBW-1



LED SIGNAL AMP & POWER INJECTOR 24A

This in-line RGBW amplifier is perfect for long-run RGBW strip light installs to maintain brightness. It receives RGBW signal from the end of an LED strip then boosts the signal for the next LED strip. 12V or 24Vdc input/output, 24A power total output. Compatible with all RGBW 5 wire strips. Power supply is required (sold separately).

V in	V out	Iout	Code
12/24Vdc	12/24Vdc	24A	AMP-L4



LED SIGNAL AMP & POWER INJECTOR 24A

This power supply comes with a 2.1mm DC plug. It can also be used for power injection when cascading LED strips by cutting off the DC plug and terminating the wires directly onto 2x extra power injection wires on the cascading strips.

Current	Code
3000mA	SMP12V-3A-21P

2.1mm DC SOCKET SCREW

Screw connector back

Size	Plug	Code
2.1mm	Pos. Tip	AD-DCJ21



2.1mm DC SOCKET PIGTAIL


30cm lead to bare end. Red & Black Cable.

Size	Plug	Code
2.1mm	Pos. Tip	DCL-J21



RGBW CONNECTOR WIRES

Description	Code
150MM cable with 5 pin strip end connectors	RGBW-CAB001
150MM 5 Pin Female socket to bare ends	RGBW-CAB002
150MM 5 pin Female socket to 5 pin strip end connectors	RGBW-CAB003
150MM 5 pin Female socket to 5 pin Female socket	RGBW-CAB004



RGBW SPLITTER WIRES

5 pin female to female splitter cable. Available in 1 to 2, 1 to 3 and 1 to 5 way.



Description	Split	Code
1 to 2 5 pin female to female splitter cable	1 to 2	RGBW-CAB006
1 to 3 5 pin female to female splitter cable	1 to 3	RGBW-CAB007
1 to 5 5 pin female to female splitter cable	1 to 5	RGBW-CAB008

RGBW CONNECTORS



Description	Code
L shape connector for RGBW strips 5 pin female socket	RGBW-CN001
T shape connector for RGBW strips 5 pin female socket	RGBW-CN002
Cross shape connector RGBW strips 5 pin female socket	RGBW-CN003
5 pin male to male connector for RGBW LED strip	RGBW-CN004
5 pin strip end connector	RGBW-CN005

RGBW RUBBER FIXING CLIPS & SCREWS

Clear soft silicon mounting clips and screws for LED installation. Sold in a pack of 10 screws and mounting clips.



Size	Pack of	Suits	Code
10.5x4mm	10	DIGLED-1101, DIGLED-1111	CLP10-10
12.5x4mm	10	DIGLED-1121, RGBW5 IP65	CLP12-10
14.5x4mm	10	RGBW5 IP68	CLP14-10

RGBW SILICONE END CAPS

These silicone end caps are used for re-sealing our IP68 rated waterproof RGBW or Digital addressable LED strips in case you want to cut them to a custom length.



Size	Pack of	Suits	Code
12x4x10mm	1	DIGLED IP68	LED-ECAP-10
14x4x10mm	1	RGBW5 IP68	LED-ECAP-12

Note: Cutting the IP68 LED strips may reduce the waterproof property of the strip.



DIGITAL ADDRESSABLE LED - FULL COLOUR RGB STRIPS - WS2811 IC BUILT-IN

Digital Addressable LED is a new and easy way to add complex lighting effects to any project. The difference between "analogue" and "digital" is the analogue-type strips have all the LEDs connected in parallel and it acts like one huge tri-colour LED and you can set the entire strip to any colour you want, but you can't control the individual LED's colours. For the "Digital" type, there are control chips (WS2811) embedded along the strip to interpret the digitally coded data to change the colour of individual LEDs.

LED strips come in 5M reels. There are 300 individually addressable 5050 Type LEDs in total so the strips feature a lot more LEDs closer together than some of the other models on the market. There is one WS2811 IC to control every group of three LEDs. At one end of the LED strip, there is a 3 pin JST SM plug and a 2 wire cable. At the other end, there is a JST SM receptacle and a 2 wire cable. The JST connector makes it easier to wire up without soldering. The 2 wire cable is used to inject power when you are joining LED strips together, this ensures ample power so the LEDs do not appear to lose brightness over longer installations.



The LED strip is made of a flexible material and can be gently bent around curved surfaces. DIGLED-1101, 1111 has adhesive tape on the back for mounting (excludes 1121). You can cut the LED to the length needed at the cutting line where JST can be attached. Easy to customise for different types of projects.

The three models of digital addressable LED strips differ by the IP ratings. The DIGLED-1101 is rated at IP20. It has no waterproof property and is designed for indoor applications. The DIGLED-1111 is rated at IP65. This LED strip is coated with a layer of resin to stop ingress from affecting the LEDs. It is suitable for applications where moisture and dust may accumulate. The DIGLED-1121 is rated at IP68 and is fully sealed inside a silicone jacket making it suitable for outdoor applications that require withstanding the elements.


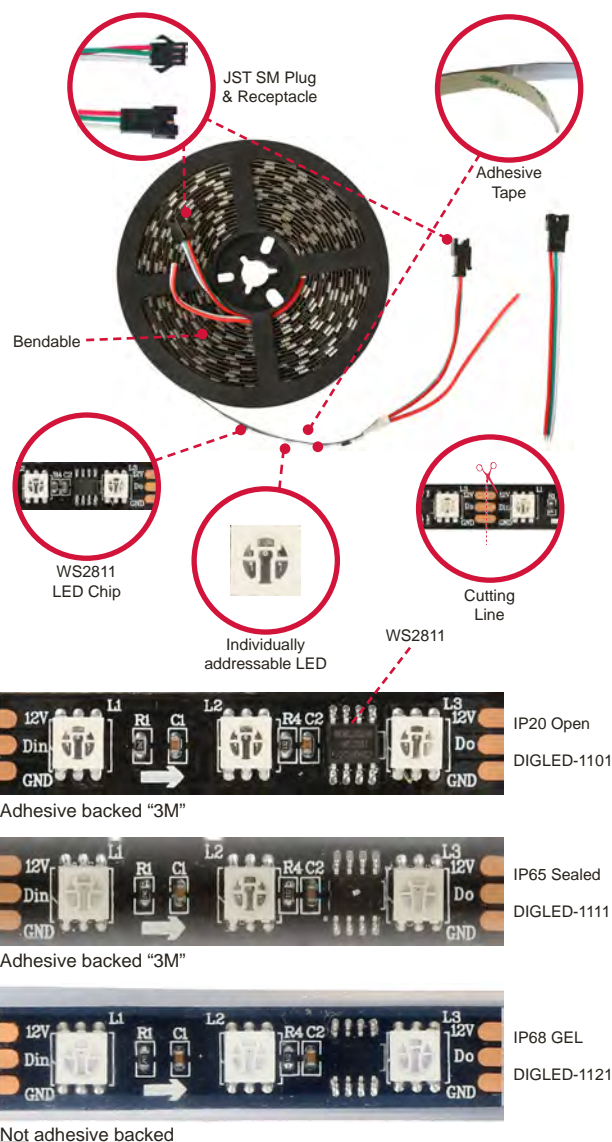
DIGLED strips are controlled by the SP103E with RF remote control. The simple to use remote features over 300 types of lighting effects and patterns to choose from. Requires a 12Vdc power supply (3A to 5A is recommended) for each strip, these are sold separately.

Length	Colour	IP Rating	Code
5 Metres	Full colour RGB	IP20	DIGLED-1101
5 Metres	Full colour RGB	IP65	DIGLED-1111
5 Metres	Full colour RGB	IP68	DIGLED-1121


RF CONTROLLER FOR DIGITAL ADDRESSABLE LED STRIPS

This RF controller module is designed to use for digital addressable strip lights with WS2811 IC chips. It features a RF remote and a controller for controlling the LED strip. Each controller can control up to 2048 pixels (LEDs). It has 300 pre-programmed effects to choose from. And brightness is adjustable. Suitable for 12V LED strips.

Code
SP103E



INDOOR



OUTDOOR

12V POWER SUPPLY FOR DIGITAL ADDRESSABLE LED STRIPS

This power supply comes with a 2.1mm DC plug. It can also be used for power injection when cascading LED strips by cutting off the DC plug and terminating the wires directly onto 2x extra power injection wires on the cascading strips.

Current Code
5000mA SMP12V5A-21P

2.1mm DC SOCKET SCREW

Screw connector back

Size Plug Code
2.1mm Pos. Tip AD-DCJ21

2.1mm DC SOCKET PIGTAIL

30cm lead to bare end. Red & Black Cable.

Size Plug Code
2.1mm Pos. Tip DCL-J21





LED Lighting - Drivers

LED DRIVERS - PLUGPACK STYLE

SOME (NOT ALL!) LEDS CAN BE DRIVEN BY STANDARD SMP POWER PACKS. NOT DIMMABLE. SEE SMP POWER PACK PAGES.

12V LED DRIVERS - STANDARD POWER PACKS

2.1mm DC Plug - Requires DC Adaptor for bare wire connection (or simply cut off the plug).

SMP CONSTANT VOLTAGE

Current	Code
1500mA	SMP1500-12-21P
2500mA	SMP12V-2.5A-21P
5000mA	SMP12V5A-21P
10A	SMP12V10A-25P

2.1mm DC SOCKET SCREW

Size	Plug	Code
2.1mm	Pos. Tip	AD-DCJ21

12V LED DRIVER 12W

- 12V DC constant voltage
- 1-12W output power
- Rated voltage: 240V AC 50/60Hz
- Ambient temp: -10 to 40°C
- Short circuit protected
- Maximum distance to light source: 2m
- 5% excess VA should be allowed
- IP rating: IP20
- Size: 26 x 55mmØ

Code
TPDRV1

12V LED DRIVER 10-50W IP65 WATERPROOF

240VAC in to 12VAC output suitable for 12V globes
Transformer in a IP65 waterproof casing 29x47mmØ
Dimmable with leading & trailing edge control gear
Suitable for outdoor and in ground
Compatible with C-Bus systems
Australian Standards Approved
Soft start to increase globe life by 50%
Maximum distance to light source: 2m

V out	V in	Rated Load	Code
12VAC	240Vac	10-50W	TPIPA12-50

24V 7.5A SWITCH MODE POWER SUPPLY

24V 7.5A power supply. DC linear.
With 2.5mm positive tip.
Includes 1.2M AC power lead.

Voltage	24Vdc
Current	7500mA
Size	2.5mm
Plug	Pos. Tip
Code	SMP24V7.5A-25P

2.5mm DC SOCKET SCREW

Size	Plug	Code
2.5mm	Pos. Tip	AD-DCJ25

1M ALUMINIUM CHANNEL WITH DIFFUSER FOR LED STRIP LIGHTING

These 1m aluminium channels provide a stylish and neat finish to LED strip lights when mounting under cabinets or in locations where the LEDs can be seen. It includes a clear or frosted plastic insert and mounting hardware.
Size: 16(w)x7(h)x1000(l)mm. Maximum LED strip width 12mm.

Type	Size	Code
With frosted diffuser	16x7x1000mm	AC3249
With clear diffuser	16x7x1000mm	AC3252



150W POWER SUPPLY - MEANWELL

150W single-output switch-mode. Screw terminals. Mains power AC input to regulated low-noise DC output ($\pm 150\text{mV}$).
Fanless design with metallic mesh case.
160x97x30mm Output trim adjustment $\pm 2\text{V}$

V out	Current	Code
12Vdc	12.5A	LRS-150-12
24Vdc	6.5A	LRS-150-24



350W POWER SUPPLY - MEANWELL

Single-output DC voltage switch-mode. Screw terminals. Mains power AC input to regulated DC output ($\pm 150\text{mV}$).
Fan cooled metallic mesh case.
215x115x30mm. Output trim adj. $\pm 2\text{V}$

V out	Current	Code
12Vdc	29A	LRS-350-12
24Vdc	14.6A	LRS-350-24



150W LED DRIVER IP67 - MEANWELL

CONSTANT CURRENT MODE

150W AC-DC LED driver in constant power mode with built-in trim adjustment. 100-305 Vac input to a single DC output. Fanless design. Sealed metal case with IP67 ingress rating, suitable for outdoor applications. Double insulated cables 300mm each. 180x63x36mm

V out	Current	IP Rating	Code
12Vdc	12.5A	IP67	XLG-150-12A
24Vdc	6.25A	IP67	XLG-150-24A



200W LED DRIVER IP67 - MEANWELL

CONSTANT CURRENT MODE

200W AC-DC LED driver in constant power mode with built-in trim adjustment. 100-305 Vac input to a single DC output. Fanless design. Sealed metal case with IP67 ingress rating, suitable for outdoor applications. Double insulated cables 300mm each. 200x63x36mm

V out	Current	IP Rating	Code
12Vdc	16A	IP67	XLG-200-12A
24Vdc	8.3A	IP67	XLG-200-24A



LED DRIVER 280MA 30V-42V CONSTANT CURRENT

SUITS LED302 SERIES DIMMABLE

Suitable for connection to LED module 30V to 42Vdc. Dimmable with leading edge or trailing edge dimmer. Screw terminal connections. 1M AC lead & AC Plug. 2.1mm DC Plug 20cm lead.

Code
TP712





Power & Lighting

Torches

FLAMELESS LED CANDLE MOVING WICK

Are you looking for a beautiful Christmas decoration? How about brighten your home with this amazing flameless candle during these long dark evenings? Create a touch of ambiance with the new realistic flicking Flame Candles. You can use them as soothing night lights too, their uses are only as limited as your imagination. These truly are great decorations for any room and would also make a perfect gift. Safe option as there is no risk of fire as there is no actual flame. These wonderful candles won't leave any wax drippings so you don't need to worry about watching the candle all the time to avoid fire or hard to remove wax stains. Powered by 2 x AA batteries (not included) and with power efficient LED technology you won't have to worry about changing the batteries too often. Handmade with High Quality Wax Outer.

Shape: Pillar candle

Size: 5cm diameter x 15cm height

Colour: White or Red

Flame Colour: Yellow

Batteries: 2x AA (not included)

Colour	Code
White	FLC100WH
Red	FLC200RD

2 AA



3 IN 1 RECHARGEABLE LED FLASHLIGHT KIT

3-in-1 LED Light Kit with 3 Quick-connect inter-changeable light heads allow you to use this LED light as flashlight (170x30mmØ), work light (+210mm) or flexible neck light (+350mm). Lithium-ion rechargeable through micro-USB port. Magnetic base to suit handsfree applications.

Code
RT81



Camelion

SAFETY TORCH & POWER BANK 10AH

SEAT-BELT CUTTER AND WINDOW BREAKING HAMMER

- Portable power-charge Smartphone's, Tablets, & mobile devices
- Emergency Escape Tool; Seat belt Cutter & Window Hammer
- Push button long-press On/Off, short press flash, SOS and
- 3 level Powerful Flashlight 220 Lumens up to 100M
- Anti-roll design -- prevents accidental roll-away
- All metal with safe grip in all weather conditions
- Conveniently store in door pocket or glove compartment
- Rechargeable battery, up to 30 hours of light per charge
- Extra tough design for long durability IPX8 weatherproof
- Fire rated materials; Aluminium, Polycarbonate & ABS
- Power bank has a 4 LED to display charge status
- Micro USB Charging input- 5V/1A
- USB socket output- 5V/2A
- USB to Micro-USB lead included

Capacity	Size	Code
10400mAh	210x40mmØ	PBSF-10K



SAFET-LIGHT



LED x4
Battery
Status

USB Power
Out 5V 2A

Power
Push-
Button

Micro-USB
Power In
5V 1A

Sets:
Flash
SOS
Brightness

GLOVE-BOX
EMERGENCY
TORCH

Glass
Breaking
Hammer

Seat-
Belt
Cutter





TORCH GLOBES - INCANDESCENT 9MM

Suits old style incandescent type torches.

Volts	Watt	Code
2.2V	0.65W	653-3SB
2.2V	0.7W	653-3LB
5V	0.6W	653-5



FLASHLIGHT LED 2X AA

LED torch with super bright and durable LED globe.
Up to 35 lumens. 14cm long.
Convenient hanger clip
Black/Yellow/Red/Blue
Random colour supplied.
2x AA batteries (Included).

Code
FL2AA-LED

2 AA



FLASHLIGHT ARMBAND

This handy and simple armband allows you to hold the a torch on your arm. Perfect for camping, scuba diving and more. Suitable for torches with diameter between 25-50mm. The elastic bands will hold it in place. You can adjust the Velcro fastening to suit the size of your arm.

Code
SAB01



Note: Torch is not included.

3W COB + LED SEARCH FLASHLIGHT

Dual torch. 0.5W LED spot and a 3W COB light ring. Powered by four AA batteries (included), this lightweight search light is ideal for outdoor activities such as camping, fishing and more. Weather resistant IPX4. 180x100x140mm

Code
S90

4 AA



LED TORCH HEAVY DUTY 6V BATTERY

Modelled on a classic reliable torch for long life reliability the 16x LED torch has a longer distance focused beam compared to regular LED torches. It has a weather resistant design and a durable plastic shell. Powered by a single 6V battery (included), it can deliver up to 210 hours of continuous lighting so it will always be there ready-to-go. Dimensions: 185x126mmØ

Code
CAT16L6VB

6V

Battery Included




3 IN 1 LANTERN TORCH

TORCH / SIDE LAMP - SWIVEL HANDLE

The multifunctional LED torch can be used as a flashlight, work light and an emergency flasher. Larger 3" Lens torch + Side Lamp. It has 5 lighting modes: Flashlight (low beam/high beam), Worklight (White), and Red Emergency Flasher (Red light/Red flashing) High power LED with dual colour COB to provide outstanding illumination and long beam distance. 175x135x92mm Rugged design and a foldable handle. Requires 3x AA batteries (included)

Code
CATS32

3 AA

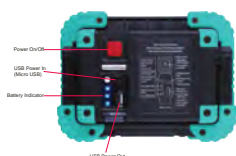


10W RECHARGEABLE LED FLOODLIGHT

10W COB LED floodlight with a super bright 800 lumen output. Features a built-in rechargeable lithium ion battery that you can charge from a USB charger (sold separately) with a USB power out port which you can use to charge your USB devices. 172x128x46mm 4400mAh Lilon.

Code
XTP013

R



R

15W RUGGED RECHARGEABLE LED FLOOD LIGHT

Rugged rechargeable LED flood light with super bright COB LED. Compact, light weight and portable. It is powered by 2x rechargeable 18650 Lithium batteries and can be used for up to 3 hours under full brightness setting. Includes a USB cable for optional USB charger. Adjust the brightness from 400lm to 2000lm. IPX4. 170x170x47.5mm.

Code
UXP2000

R



R



Power & Lighting

TORCH LED HEAVY-DUTY SECURITY TYPE

12" High power flashlight features an durable aluminium body with anodised surfaces. OSLON P8 LED provides an ultra bright light beam at up to 450 lumens. 5 lighting modes and focus. Powered by 3x D batteries (not included). Security torch sized 300mm x 55mmØ.

Code
T76

3 "D"



TORCH LED HEAVY-DUTY RECHARGEABLE

6" Rechargeable flashlight, durable aluminium with anodised surfaces. T6 LED provides an ultra bright light beam at up to 300 lumens. Has 5 lighting modes and focus. Powered by a lithium-ion battery recharged by USB Lead (Charger not included). 147x38mmØ

Code
RT395

R



R

TORCH WITH WORKLIGHT 5W

The multifunctional LED torch can be used as a flashlight, work light and an emergency flasher. High quality CREE LED provides outstanding illumination and long beam distance. IPX7 Rugged. 172x43mmØ Requires 3x AA batteries (included) 330lm.

Code
CAT13

3 AA



TOMCAT 3W LED TORCH

ADJUSTABLE FOCUS

This pocket sized 3 WATT LED Torch provides you with excellent viewing distance, and it is suitable for both indoor and outdoor activities. Adjustable lens allows you to change the focus to suit different size areas..Powered by 3x AAA batteries (included). Dimensions: 135x35mmØ

Code
XT019F

3 AAA



LED FLASHLIGHT WITH ADJUSTABLE FOCUS 3W

Tough aluminium alloy body for excellent durability. 5 modes of brightness and strobe. Adjustable beam focus. 120lm. Requires 3 AAA batteries (NOT included). 135x39mmØ

Code
TFL-3W

3 AAA



3W LED WORK LAMP & TORCH - CAMELION

Handy universal design. High power 3W LED work lamp and torch. Switchable between the 3W high brightness LED work lamp at the top or use as a torch with the 4x high brightness LED located at the front. Rugged design and construction with a swivel and foldable hang hook. 3x AAA batteries is supplied with the product.

Code
CAT7280N

3 AAA



ALUMINIUM 9 LED TORCH

SUPER SPECIAL PRICE

Durable machined aluminium body with wrist strap. 95x28mmØ Colour anodised. Rubber push button. Requires 3xAAA Batteries. Random colour supplied.

Type	Code
Torch without batteries	ALT901
Torch with batteries included	ALT902

3 AAA



10W LED FLOODLIGHT WITH HANDLE STAND

10W COB LED floodlight with a super bright 500 lumen output. The stand can be folded to become a handle or flat for storage. Made with impact resistant plastic and with rugged protection on all corners. Includes 4x AA size batteries. 170x127x40mm

Code
XT068

4 AA





9W LED CAMPING LANTERN

The super bright LED camping lantern features 3x 3W LED. Portable and light weight. Powered by 3x AA batteries. Easy to use, pull up to turn on, push down to switch off. 120x80mmØ

Code
XT057

3 AA



LANTERN - CAMP FIRE

BRIGHT WHITE LIGHT & FLICKERING FLAME MODE

- 2 Light Settings include bright white LED light and flickering flame effect light
- Pull the top up to change the light setting
- Long lifespan, energy efficient LED light
- Requires 3x AA batteries (included)
- 120 to 185 x 80mmØ

Code
S86-3R6P

3 AA



MINI LED CAMPING LANTERN

This LED camping lanterns features 4x powerful LED and delivers 15 lumens of white LEDs light at all angle. This lantern runs on 3x AA batteries included. It has a carry handle for easy portability. Switch on or off the light with a touch of the button. 140x100mmØ

Code
OCL3AA

3 AA



MINI LED CAMPING LANTERN

This compact LED camping lantern features super bright LEDs with brightness up to 55 lumens. The intuitively designed handle allows you to use it as a hook for hanging it on a rope. Requires 4x AA batteries (Included). 134x110mmØ

Code
CAT2011

4 AA

DISCONTINUED



12V WARNING STROBE LED

UV stabilised lens resists fading. Car accessories plug with rotating and flashing pattern controls. Easy to mount on car roof with magnetic mounting base or screw down secure and hard wire in situ.

- 12V-24Vdc 0.5W
- 57x150mmØ
- Amber LED
- -30 to 70°C
- CE, ROHS

Code
TT1101



12V WORK LIGHT FLUORO

12V FLUORO TUBE 13W

Bright fluorescent double folded lamp with hook for under bonnet, camp sites, etc. 12Vdc. 1A. Includes 3.0M cable to accessories 12V plug. 370mm Long.

Code
TT1104



3W LED WORK LAMP - CAMELION

The 3W Camelion LED energy saving work lamps can provide powerful lighting at 200lm. It has a strong magnet Button and 360 foldable Swivel Hook which allows for hands free work in many places, its rugged ABS casing design is not only durable but also comfortable to use. 3x AA batteries are included.

Code
CAT5240N

3 AA



3-IN-1 LED TORCH

- Battery operated
- 18 LED Work Light
- 8 LED Red strobe
- 1W LED Torch Light
- Magnetic Base
- Metal construction
- Roadside Safety
- Handsfree lighting
- 3x AAA batteries
- (Included)
- 230x28mmØ

Code
XT041

3 AAA



RECHARGEABLE WORK LIGHT

MAGNETIC BASE WITH BALL ANGLE

5W rechargeable COB LED work light, 300 lumens. Rechargeable 18650 type 1800mAh Li-ion battery, requires USB charger (Not included). Bright white, red and flashing red. Brightness is adjustable. Includes a hanger hook and a magnetic base. 375x38mmØ

Code
RS60N





Power & Lighting

LED HEAD LAMP - TECHLIGHT

This multi-function head torch with adjustable head band includes a 3 watt white LED and 2 high brightness red LEDs. The ratchet in the headband tilts the light to where you need it. Use the power button to toggle between four light modes.

Code
SNHDS

3 AAA



LED HEAD LAMP - TOMCAT

1W super bright LED Up to 80 lumens. Adjustable elastic strap for comfortable fitting. Tiltable up to 45°. 4 lighting modes including High beam, low beam, red and strobe. Head strap. Dimensions: 60x45x35mm. Includes 3x AAA batteries.

Code
XT050

3 AAA



LED HEAD LAMP - TESLA

SWITCH WHITE LIGHT / RED LIGHT / FLASHING RED LIGHT

This multi-function head torch with adjustable head band includes a 6x white LED and 2x high brightness red LEDs. By pressing the power button, you can switch the head light between white light, red light and flashing red light mode. The ratchet in the headband allows you to tilt the light at up to 90°. Requires 3x AAA batteries (Not included)

Code
LEDHD301

3 AAA



LED HEAD LAMP - RECHARGEABLE

WITH 240V AC CHARGER - 300 METRES 600 LM

- Featuring the bright and long life CREE XML-T6 LED
- Producing up to 600 Lumens of cool white light
- Can be tilted by 100°. IP66 weather resistance.
- Elastic straps are adjustable to fit different users, helmets, etc.
- 3 operation modes including full or half brightness, plus strobe.
- Beam range up to 300M.
- Included 2x rechargeable Li-Ion batteries 18650 (3200mAh 3.7V).
- Can last about 2hrs (Full) 4hrs (half). The headlamp unit can be recharged in 4hrs with the 500mA 4.2V power pack (included)

Code
LED471



OPTIONAL USB CHARGE LEAD

Code
USB471

INDOOR LED MOTION SENSOR LIGHT

- Softened LED 25 Lumens
- PIR Motion Sensor 4M
- Battery Operated 3x AA
- Day/Night Sensor
- 220x40x30mm

Code
SL7018

3 AA



LED PUSH LIGHTS - JACKSON

PACK OF THREE

- Each pack includes 3x LED push lights
- Each light includes 3x cool white LEDs
- Contemporary silver finish
- Easy to turn on and off by pushing the centre of the light
- Easy to installation with adhesive pad - no tools required
- AAA batteries included

Code
PTPLIT3L

3 AAA



3W LED WALL LIGHT - DIMMABLE

This LED light has two 3W COB LED built in to provide a strong source of light. Powered by 4x AAA size batteries. You can turn on or off and control the brightness of the LED using the dimmer switch at the front.

Code
S65-4R03P

4 AAA



OUTDOOR SOLAR LIGHT WITH MOTION SENSOR

WIRELESS RECHARGEABLE

This outdoor solar light would turn on on low light at night. When it detects people movement nearby, it will increase brightness. The sensor range is about 3 to 5 metres. A rechargeable 1000mAh battery is included, and the charge time for this light is about 8 hours on the sunny day.

Code
LEDSWL02

R





□ Power Automotive □ 12V Power Converters

24V TO 12V REDUCER

Designed for use in 24 Volt vehicles. Specifically for the installation 12 Volt headunits. It has both a constant and accessories wire, allowing you to retain AM/FM station memory, etc.

- Suitable to run a headunit and a CB Radio
- Easy & quick installation

V in	V out	Current	Code
24Vdc	12Vdc	6A max	AP8286

V in	V out	Current	Code
24Vdc	12Vdc	12A max	AP8287



24V TO 12V REDUCER

- Steps down power from 24V to 12V
- Includes both constant and accessory wires
- Suitable for installing 12V accessories into 24V vehicles
- Over/low voltage, short circuit, over current protection
- Inline fuse protection
- Advanced switch mode design
- Compact and light weight
- IP68 Dustproof / Waterproof
- Easy and quick installation

Current	Code
5A	APC5A

Current	Code
10A	APC10A

Current	Code
20A	APC20A



□ 12V Power Inverters

12V TO 240VAC MODIFIED SINE WAVE INVERTER

Modified sine wave inverter with a single 240V AC socket and supports 600W/800W of continuous power, making it suitable for powering small to medium non-sensitive household appliances including most products that have an external or built-in switch mode power adaptor (i.e TV or laptop). It also features a single 2.1A USB socket which is perfect for charging smartphones, tablets and other USB devices. Simple to install, the inverter connects directly to a 12V DC battery via the supplied 80cm lead.

Pnom	Pmax	Code
600W	1200W	API600W
800W	1600W	API800W



12V TO 240V PURE SINE WAVE POWER INVERTER

INDUCTIVE LOAD COMPATIBLE

Pure Sine Wave Power Inverter providing 240V power from a 12V battery source suitable for powering small to medium sensitive and non-sensitive appliances such as SMP devices (TV, Laptop) and also inductive loads (Fridge, drill, etc.). It also features a single 2.1A USB socket. Circuit protection and has LED indicators to alert you of any potential issues. Simple to install, the inverter connects directly to a 12V DC battery via the supplied 80cm lead with alligator clips.

Pnom	Pmax	Code
600W	1200W	API600P
1000W	2000W	API1000P
2000W	4000W	API2000P



□ Dual Battery Controllers

DC-DC BATTERY CHARGER 12V 25A - INTERVOLT

NEW R2-0 VERSION - SOLAR INPUT & REMOTE DISPLAY

- Designed for Australia's harshest conditions
- The best in-class performance for a charger of this size
- Remote monitoring from the comfort of the driving seat
- Solar input ready. 250W Nom. 27 VOC max.
- IP67 rated, under bonnet charging device is dust and water proof
- The remote display is capable of monitoring two chargers
- Overload and short circuit protection with automatic shutdown
- Over temperature protection with automatic thermal shutdown
- Screw terminated connectors, no glying leads
- No modification to the vehicle's original wiring is required
- Compact design can be mounted in any position 75x112mm²
- Charges battery types: SLA, Absorbed Glass Mat, Gelified, Lead Calcium, etc. and LiFePO4 (with BMS built-in).

Code
DCC1225ACK



INERTIAL SENSE MODULE

Detects movement to initiate the charging cycle. This enables operation in Ignition mode without having to tap into the vehicle wiring system.

Code
ISM001A



12V 100A BATTERY ISOLATOR - INTERVOLT

NEW SOLID-STATE PROGRAMMABLE UNIT

- Clear LED status display and indicators for ease of operation
- 100A continuously rated with a genius 500A peak
- Dual sensing allows main battery to be charged from auxiliary
- Output indicator function for convenient in-vehicle monitoring
- Input for in-vehicle remote emergency combine switch (starting)
- Overload and short circuit protection with automatic shutdown
- Over temperature protected with automatic thermal shutdown
- Electronics are encapsulated in dust and water proof housing
- Compact design can be mounted in any position
- Heavy duty construction designed for under-bonnet installations

Code
EBI12100A





Power & Lighting

SLA Battery Chargers

SLA BATTERY CHARGER - ICS1

SUITS SLA VRLA WET GEL AGM EFB

Enecharger ICS1 Battery Guardian - 6V / 12V 1.0A 7 Step Fully Automatic Lead Acid Battery Charger with "Constar" connector leads

- 7 step charging method for 6V/12V Lead Acid, VRLA, Wet, Gel, maintenance free and AGM batteries
- Automatic voltage detection and automatic shut off
- Charges batteries from 4Ah up to 20Ah
- Maintains batteries up to 100Ah
- Reverse polarity protection and spark proof
- LED status indication



Description	Code
Charger Kit - Alligator or Ring Terminals	ICS1
Charger Kit - F1 4.8mm Spade Terminals	ICS1-F1
Charger Kit - F2 6.35mm Spade Terminals	ICS1-F2

CONSTAR BATTERY LEADS - ICS1

"Battery-Guardian" ICS1 Chargers use "Constar" type two pin IP65 connectors. Here are Plug to Plug Extensions

Length	Code
30cm	QD2P
3M	BFL7



CONSTAR LEADS AVAILABLE

Suits ICS1 range.

4.8mm SPADE

Code
BFL5



6.35mm SPADE

Code
BFL6



LEAD & ALLIGATOR CLIPS

Code
BFL1



ACCESSORIES PLUG

Code
BFL4



ACCESSORIES SOCKET

Code
BFL8



RING TERMINALS

Code
BFL2



SLA / LiFePO4 CHARGER 12V 30A BLUE SMART

BLUETOOTH MONITOR & PROGRAMMER APP

Victron Blue Smart IP22 SLA/LiFePO4 Charger 12V 30A with 1 output. The Blue Smart IP22 professional battery charger features bluetooth. It allows you to monitor voltage and current, to change settings via your mobile phone using the VictronConnect App and bluetooth.

240Vac wall mount battery charger.

Suitable for 12V batteries.

Suitable for SLA, Li-Ion, LiFePO4.

High current charge up to 30A.

Long term standby compatible.

(always connected float mode)

Advanced 6 stage charge cycle.

Bluetooth wireless monitor control

VictronConnect PC/OSX/Android

Code
VECIP22-12/30-1



PHONE NOT INCLUDED

SLA QUICK CHARGER 12V 1A

2 STAGE INTELLIGENT CHARGER

Charges sealed lead acid (recommended up to 12Ah)
Fast-Charge 14.4V to 90% then trickle. Alligator Clips.

Volts	Current	Code
12V	1000mA	LAC1201



SLA Battery Testers

12V DIGITAL BATTERY TESTER

SUITABLE FOR TESTING 12V AUTOMOTIVE BATTERIES

- Checks voltage, cold cranking amps (CCA), resistance and overall battery condition
- Continuous testing will not damage battery
- Uses car battery for 12V power, no extra internal batteries needed
- Large backlit LCD screen
- Easy-to-carry and durable design

Code
AE310



BATTERY MONITOR LCD 12V/24V SLA

12V & 24V ADVANCED MONITORING

- Low power consumption (6mA) for long term connection if required
- Backlight Illumination, No internal battery required
- 4 numeric characters to indicate battery voltage
- Symbols to indicate battery & charger status

Code
BT124LCD



BATTERY MONITOR & CHARGER TESTER 12V SLA

Compact size tester. LED battery tester for 12V battery, progressive light bar for showing battery capacity plus a charger check. Suitable for all range of 12V lead acid batteries. Charger over-voltage indicates Bad. Charger under voltage no indication. Charging indicates good.

Code
BT012RB



SMARTSHUNT BATTERY MONITOR - VICTRON

BLUETOOTH MONITOR

The SmartShunt is an all in one battery monitor, only without a display. Your phone acts as the display. Connects inline between battery and load for power usage.



Datasheet

Voltage	Amps	Size	Code
6.5-70Vdc	500A	120x54x46mm	SMARTSHUNT500A
6.5-70Vdc	1000A	120x54x68mm	SMARTSHUNT1000A
6.5-70Vdc	2000A	120x76x68mm	SMARTSHUNT2000A



□ SLA Battery Chargers - Solar

SOLAR CHARGER MPPT 12V/24V 15A MPPT - BLUE SMART VICTRON

BLUETOOTH REMOTE MONITORING AND CONTROL

A solar charger gathers energy from your solar panels, and stores it in your batteries. Using the latest, fastest technology, BlueSolar maximises this energy-harvest, driving it intelligently to achieve full charge in the shortest possible time. BlueSolar maintains battery health, extending battery life. Solar input up to 75V max. open circuit. 15A charge. 12V/24V.


- Ultra Fast Maximum Power Point Tracking
- Remote Monitoring and Control via Bluetooth
- Intelligent load output function to prevent damage caused by running the battery flat

Code
MPPT75/15

MPPT75/15 END CAP ADD-ON

Additional cover to protect terminals for neat and tidy cabling.

Code
MPPTWIREBOX-S75-10/15



PHONE NOT INCLUDED

□ 12V SLA Battery Charger

BATTERY CHARGER SLA & LITHIUM - BLUE SMART VICTRON

INTELLIGENT IP65 CHARGER 12V/24V

Victron Blue Smart IP65 SLA/LiFePO4 Charger 12V OR 24V, 4A to 15A. Kit includes charger plus Alligator Clips & M8 Eyelets. Bluetooth App.

- Seven step smart charge algorithm with up to 95% efficiency
- Recovery of fully discharged Dead batteries & partially reverse sulfation
- Lilon (LiFePO4) battery mode featuring a specific charging algorithm
- Setup and configure, readout of voltage and current by Bluetooth Smart

Volts	Current	Code
6V/12V	1.1A	VECIP65-6-12/1.1
12V	4A	VECIP65-12/4
12V	5A	VECIP65-12/5
12V	7A	VECIP65-12/7
12V	10A	VECIP65-12/10
12V	15A	VECIP65-12/15
12V	25A	VECIP65-12/25
24V	5A	VECIP65-24/5
24V	8A	VECIP65-24/8
24V	13A	VECIP65-24/13



PHONE NOT INCLUDED

VEC IP65 ACCESSORIES

Description	Code
2 metre extension cable connection	VECIP65-EXT
Lead to eyelet connector with 30A auto blade fuse	VECIP65-M6
Battery Indicator Panel Lead to M8 eyelet connector with 30A auto blade fuse	VECIP65-BIP
Battery Indicator Eyelet M8 eyelet to lead connector with 30A auto blade fuse	VECIP65-BIE
Lead to Auto Accessory Plug with 16A auto fuse	VECIP65-12V
Lead to XLR 3-Pin Mobility connector with 30A auto blade fuse	VECIP65-XLR
Lead to alligator clips with 30A auto blade fuse	VECIP65-CLAMP
Rubber bumper for IP65 Charger 12/10, 12/15, 24/8	VECIP65-BUMPER
Carry Case for IP65 Charger & Accessories	VECIP65-CASE
Wall Mount for IP65 Charger 12/10, 12/15, 24/8	VECIP65-MOUNT



VECIP65-EXT



VECIP65-M6



VECIP65-BIP



VECIP65-BIE



VECIP65-XLR



VECIP65-12V



VECIP65-CLAMP



VECIP65-MOUNT

VECIP65-BUMPER



VECIP65-CASE

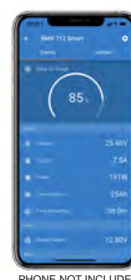


SMART BATTERY MONITOR - VICTRON ENERGY

LOCAL DISPLAY & BLUETOOTH REMOTE MONITORING

High precision battery monitor for Voltage, Current, Power, Amp-Hours Consumed, State of Charge, estimated time remaining, all graphically displayed with the Victron Energy App on your phone or other device. Includes a local display module and separate shunt type connection to your battery setup. Advanced features include log, and alarm presets, etc. Extra terminals for monitoring a second battery, mid-point between two batteries in series. 500 Amp shunt. 5V to 70V range.

Colour	Code
Grey	BMV-712SMART
Black	BMV-712BLACKSMART



PHONE NOT INCLUDED





Power & Lighting

□ Power Supply Laptop

BC10 INTELLIGENT UNIVERSAL POWER ADAPTOR 90W CAR 12V

MULTI-VOLTAGE LAPTOP SOLUTION 90W

Car accessories 12V replacement solution. No voltage switch to be concerned about or knock! Simply select the correct plug to suit the specific type of laptop and this adaptor automatically determines the correct voltage required and regulates constant supply for powering and charging. Intelligent power with LED display to confirm voltage output. Plugs are BC10 type. 10 most popular types supplied, more are available.

Code
LS-CR90AA

10x BC10 TIPS INCLUDED - MORE TIPS AVAILABLE
Too many to list here. Search our website for: **BC10 PLUGS**

• KIT INCLUDES TEN PLUGS

- Car accessories powered adaptor to suit a majority of laptops. Outputs 12Vdc to 24Vdc up to 90W. Voltage auto selected by plug chosen. Includes 10 Plugs BC10-RA to RH, RJ & RK. Details of these plugs are listed with BC10. More plugs are also available.



**TIPS
X10**

12VDC TO UNIVERSAL LAPTOP 150W

150W STEP-UP POWER SUPPLY

Accessories input.
15/16/18/19/20Vdc @8.0A
22/24Vdc @6.0A Output.
Suitable for Laptops, etc.
Includes 5x DC Plugs.

Input Code
12Vdc SDR150W
24Vdc SDR24120



12VDC TO UNIVERSAL 60W

5A REGULATED 5-12V

12Vdc accessories input
5/6/9/12VDC @ 5000mA
4 popular plugs included
"R" Plugs compatible

Code
SDR60W



12VDC TO UNIVERSAL LAPTOP 120W

120W STEP-UP V

12Vdc Accessories in.
15/16/18/19/20Vdc @6.0A 22/24Vdc
@5.0A Output. Suitable for Laptops,
etc. Includes 5x DC Plugs.

Code
SDR120W

Includes
Plug for
Dell Laptops



12VDC-DC CONVERTER 36W

SWITCH-MODE UNIVERSAL

12Vdc Accessories to
1.5/3/4.5/5/6/9/12Vdc
Up to 3A Regulated 36W
Suit games, CDs, etc.
Includes 6x DC Plugs.

Code
SDR3000



12VDC TO UNIVERSAL LAPTOP 70W

70W STEP-UP V

12Vdc Accessories in.
15/16/18/19/20Vdc @3.5A
22/24Vdc @2.9A Output.
Suitable for Laptops, etc.
Includes 5x DC Plugs.

Code
SDR70W



12VDC-DC CONVERTER 1000mA

SWITCH-MODE UNIVERSAL

12Vdc Accessories to
1.5/3/4.5/5/6/9/12Vdc 1A Fully
Regulated Suit games, CDs,
etc. Includes 6x DC Plugs.

Code
SDR0121A

LINEAR 800mA

Code
CA706



12VDC 2A DC LEAD

WITH DC PLUGS

Car Accessories Plug
2M Long lead. Fused 2A.
Includes 8 popular DC
Type plugs.

Code
MW-CP1



12VDC CAR ACCESSORIES LEAD

Car Accessories Plug Heavy Duty

Plug	Fuse	Length	Code
Bare Wire	5A	2M	DCL18
Bare Wire	8A	5M	DCL50
2.1mm	5A	2M	DCL21
2.5mm DC	5A	2M	DCL25





12V Power Accessories

EXTENSION LEAD

ACCESSORIES LEAD

Curly cord 10A
Extends the popular
Car Accessories Plug
Length 1 Metre.

Code
CA600



ACCESSORIES PLUG - SPLITTERS

DOUBLE ADAPTOR

Code
DCL30

Code
APDC200



DOUBLE ADAPTOR

Code
DCP320



TRIPLE ADAPTOR

Code
DCP330



TRIPLE ADAPTOR + USB 2.4A

Code
APDC320



TRIPLE ADAPTOR + USB 1A

Code
CAS-3USB



TRIPLE ADAPTOR

Code
APDC300



TRIPLE ADAPTOR + DUAL USB 2.1A

Code
APL32USB



4.5A THREE PORT USB IN-CAR CHARGER

4.5A shared over three
port USB in-car charger
(2.5A max.) with 1.0m
cable to right-angled
accessories plug.

Code
APCC320



9.6A 5 PORT VERSION

Code
APCC500

ACCESSORIES SOCKET REPLACEMENT USB 2.1A

12V/24V ADAPTOR TO USB CHARGER 2.1A

This is a replacement
Accessories socket 12V/24V
that provides 5V USB charge
at 2.1A. Illuminated bezel.

Code
APUSBE



ACCESSORIES SOCKET REPLACEMENT USB-USB

12V ADAPTOR SOCKET UNIVERSAL WITH USB INPUT

This is a replacement
Accessories socket
that connects to USB
head unit input socket
- Not Illuminated

Code
APUSBD2

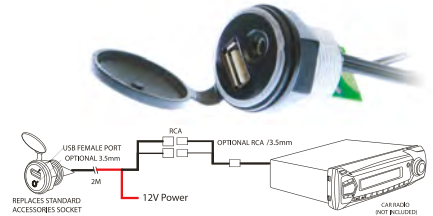


ACCESSORIES SOCKET REPLACEMENT USB+3.5mm

USB CHARGER 0.5A + 3.5mm SOCKET TO 2X RCA PLUGS

This is a replacement
Accessories socket
that provides 5v
USB charge. 3.5mm
stereo socket to RCA.
Illuminated bezel.

Code
APUSB35E



DASH CAM HARD WIRE KIT - UNIVERSAL

Hard wires Gator dash cams to the vehicle accessory power 12/24Vdc
to 5V USB with 4-metre cable length. Includes 5 Blade types of Fuse
Taps and Fuses for easy fuse box insertion.

MICRO-USB / MIN-USB

Code
GUNIHWK



GATOR DASHCAM HARD WIRING KIT - USB SOCKET

FUSE CAPTURE TO USB 5V SOCKET

Gator dash cam hardwire cable with power box and
3 different size fuse taps. 12/24Vdc to 5V USB.

Code
GHWUSB2



DUAL USB CHARGE / SYNC TO SUIT TOYOTA

21X32MM

Assorted Toyota models
~2007 to ~2017.
Two sockets, one is pass
through to USB plug, the
other is 12Vdc to 5Vdc 2.1A

Code
APUSBT04





Power & Lighting

□ USB Chargers - Micro-USB

CAR CHARGER MICRO-USB 1A - BULK

Supplied No Packaging.
12V/24V input. Fully regulated, short circuit and overload protection.
1A max output current.

Code
BCC1001



CAR CHARGER DUAL MICRO-USB + USB

MICRO-USB PLUG + USB SOCKET

USB Car charger with curly cord to micro USB plug, and an USB charging port. It enables charging two devices simultaneously.

Colour	Amps	Code
Black	3.1A	ELI1008
White	3.1A	ELI1009
Black	2.1A	ELI1020
White	2.1A	ELI1021
Black	1A	ELI1025



CAR CHARGER DUAL WITH MICRO USB 2.1A+1A

WITH MICRO USB DATA CABLE

Bonus 75cm USB to micro USB lead included.
2.1A + 1.0A outputs.

Colour	Code
White	ELI1010WH
Black	ELI1010BK



2.1A USB CAR MICRO-USB LEAD + USB SOCKET

BULK PACKAGING

- Curly cord. 12V-24Vdc. 2.1A max.

Code BCC1021



CAR CHARGER MICRO-USB REVERSIBLE + USB

REVERSIBLE MICRO-USB PLUG + 1x USB CHARGING PORT

High power car charger.
Curly lead to Micro USB.
USB Socket for dual out.
12-24Vdc in, 5V 2.1A Total. The reversible plug enables you to plug your devices to the charger without worrying about the plug's orientation or risk damaging your phone's charging port.

Colour	Amps	Code
Black	2.1A	ELI1022
White	2.1A	ELI1023



CAR CHARGER MINI-USB

WITH 1x ADDITIONAL USB CHARGING PORT

Type	Amps	Code
Single USB + mini USB Cord	1A	ELI1026
Single USB + mini USB Cord	2.1A	ELI1018



□ USB Chargers - Apple

CAR CHARGER APPLE APPROVED 2.1A

APPLE® MFI LIGHTNING® DATA CABLE

5V 2.1A USB car charger with single USB Port. Includes 1 Metre Apple® MFi certified Lightning® cable for charging & sync.

Code
ADM75



LIGHTNING® CABLE CONNECTED

Code
ADM65



CAR CHARGER DUAL USB 2.1A + LIGHTNING LEAD

APPLE iPhone® AND iPad® COMPATIBLE

This USB car charger features 2x USB charging ports (5V 2.1A total) and a Lightning USB charging cable. Apple iPhone® and iPad®. Compatible

Brand.	Code
Cellink	ELI9052



CAR CHARGER USB PORT & LIGHTNING 2.1A

APPLE iPhone® AND iPad® COMPATIBLE

Apple™ lightning plug. Rear of plug has a USB socket plus a 75cm curly lead to Lightning plug, not MFI. Amps is Total.

Amps	Colour	Code
2.1A	White	ELI9076
2.1A	Black	ELI9077



CAR CHARGER LIGHTNING 1A

Car charger with curly cable and Apple Lightning® plug. 5V 1A power output. Suitable for charging iPhone®/iPad®/iPod®/iPod® touch devices with an Apple Lightning® port.

Plug	Amps	Cord	Colour	Code
Lightning® Plug	1A	Curly	White	ELI9073WH
Lightning® Plug	1A	Curly	Black	ELI9073BK



NO USB SOCKET

Plug	Amps	Cord	Colour	Code
Lightning® Plug	1A	Curly	Black	ELI9070BK
Lightning® Plug	1A	Curly	White	ELI9070WH

CAR CHARGER iPod 30 PIN DOCK CONNECTOR

Colour	Amps	Code
White	1A	ELI9002
Black	1A	ELI9003





□ USB Chargers - Type A Socket

USB CAR CHARGERS

FLUSH 2.1A

Code
APCC100



FLUSH 2.4A

Code
ELI1015



DUAL FLUSH 1A

Code
ELI1003



FLUSH PLUG 3.1A

Dual socket.
3.1A Total.

Code
ELI1006



FLUSH PLUG 3.1A

iPad or Android Tablet.
3.1A Total

Code
USBM22



DUAL 2.1A & 1A

Colour Code
Black ELI1012BK
White ELI1012WH



DUAL 2.1A & 1A

Code
APCC200



DUAL 2.1A & 1A

Metal Casing

Code
ELI1037



SMART 2.1A

Code
CAS-7USBI



SMART 4.2A

Code
CAS-9USBI

Separate 2.1A outputs,
regulated and protected.
IC for auto detection
compatible with all devices.



2.4A DUAL USB CAR CHARGER WITH SMART IC

- Smart IC dual USB port charger suits all kinds of smart phones & tablets
- Automatic optimised charging via Smart IC Chipset
- Maximum shared output 5V 2.4A
- Blue LED power indicator

Voltage	Current	Code
5V	2.4A total	APL24S



□ USB Chargers - Qualcomm QC

18W QC3.0 USB CAR CHARGER

Charge QC 3.0™ compatible devices at a higher voltage for faster charging speed. (5V: 3A max, 9V: 2A max, 12V: 1.5A max). Blue LED power indicator. Aerpro.

Code
APL24QC



18W 3.4A CAR CHARGER QUICK CHARGE™ 3.0

USB car charger with 2x USB charging outputs. USB ports support 2.4A and 1A output. Features intelligent chip to control the current to optimise charging. Features LED display to show car battery voltage and charging status.

Code
ELI2USB



30W 2.4A CAR CHARGER QUICK CHARGE™ 3.0

Certificated with Qualcomm® Quick Charge™ 3.0 technology applied. Charge compatible devices up to 75% faster than a standard charger. QC3 power output: 5V @3A, 9V @2A or 12V @2A. SMART USB power output: 5V/2.4A

Code
ELI1033



33.5W 2 PORT USB CHARGER WITH QC3.0

- 1x QC3.0 USB port and 1x Hi power USB charging ports.
- QC3: 3.6V-6V @ 3.1A, 6.5V-9V @ 2A and 9V-12V @ 1.5A.
- Hi power USB Output Power: 5V 3.1A.

Code
ELI1045



45W DUAL USB CAR CHARGER QC3.0

- 2x QC3.0 USB ports
- QC3 Output Power: 2x 4.5V @5A, 5V @4.5A, 9V @3A, 12V @3A and 20V@2.25A.
- Requires charging cable.

Code
ELI1043



36W 4 PORT USB CAR CHARGER WITH QC3.0

- 4 port USB car charger
- 3x Hi power USB; 3x 5V 2A (Up to 18W)
- 1x QC3.0 USB port 18W
- QC3 Output Power: 5V @3A, 9V @2A and 12V @1.5A.

Code
ELI1042





Power & Lighting

USB Chargers - With USB-C

18W CAR CHARGER QC3.0 USB-C PLUG + USB

2 way USB-A and USB-C car for charging smartphones and tablets. The USB socket features smart IC. It also features a 1M USB type-C QC3.0 charging cable with output at up to 18W. It includes a built-in blue LED power indicator.

Code

ADMQC3U

DISCONTINUED



33W 3.0A CAR CHARGER QUICK CHARGE™ 3.0

USB car charger with 1x USB Type-C output port supports output up to 5V 3A and 1x QC3.0 USB output supports high power output up to 12V 1.5A. Built-in protection against short circuit, over-voltage, over charging and over heating.



Code

ELI1032



32W 3.4A USB + 3.0A USB-C CAR CHARGER

USB car charger with 2x USB output and 1x high power USB Type-C output 1x USB-C port supports output up to 5V 3A. 2x USB ports support 5V 3.4A total output Features intelligent charging chip with overcharged, overvoltage, over-current, and short circuit protection etc.

Code

ELI1047



36W QC3.0 USB-A / USB-C PD 2.0 CAR CHARGER

USB-A for QC3.0 approved charging USB-C for PD2.0 approved charging 36W total power output for faster results Compact design. LED indicator. Aerpro.

Code

ADMQC2U



45W USB AND TYPE-C CAR CHARGER QC3.0

USB-C 3.0A QUICK CHARGE + USB 3.0A FAST CHARGE

- 45W USB-C & USB car charger
- 1x USB 5V 2.4A charging port
- 1x USB-C port 5-20V and 3A(max)
- 1M USB-C charging cable is included

Code

LS-CR45-PD



63W QC3.0 + USB-C PD2.0 FAST CAR CHARGER

- Qualcomm Quick charge 3.0
- USB Power 5V 2.4A
- USB-C port fast charge USB PD
- Supports fast charging 2 devices at the same time

Code

CAS-63WC



USB Chargers - Noteworthy

DUAL QUICK CHARGE™ 3.0 CAR CHARGER

WITH 2x QC 3.0 USB PORTS

18Wmax. 2x 3A Qualcomm Quick Charge 3.0 charging ports.

Code

ELI1036




EXPANSION HUB

1.8M USB lead to back seat passengers outlet for USB-B & USB-C. Clip mount.

Code

CL1125



USB CAR CHARGER & EMERGENCY POWER BANK

TWO IN ONE COMPACT UNIT – POWER IT UP

Car charger with single USB output. Charger supports output up to 5V 2.1A max. Features a built-in 3000mAh portable power storage for charging your device inside or outside your car.

Capacity

3000mAh

Code

PBC3012-2



4 Level LED Battery Indicator.

BLUETOOTH FM USB CAR CHARGER QC3.0

All-in-one Bluetooth Hands-free Car Kit. Play music from smartphone, flash drive or Micro SD card through your car stereo's FM transmission. Also answer calls hands-free. Charger with QC3.0 Fast Charge capability.

Code

APBT210



BLUETOOTH FM TRANSMITTER WITH PD 3.0

WITH PHONE ANSWER & MEDIA PLAYER

Bluetooth FM transmitter for cordless hands-free and stereo media playback. 2x USB with PD3.0 Type-C quick charger and USB Media player.

Code

APBT230



BLUETOOTH FM TRANSMITTER & QC3.0 CHARGE

QC3.0 CHARGER PLUS USB MEDIA PLAYER

Bluetooth FM transmitter for cordless hands-free and stereo media playback. 2x USB with PD3.0 quick charger and USB Media player.

Code

APBT310





Power Supplies

12V Car Jump Starter

CAR JUMP STARTER & Qi CHARGER - 850A

850A SUITABLE FOR MOST PETROL & DIESEL VEHICLES UP TO 5L

Lithium Cobalt Oxide 12Ah 12V
240Vac/12Vdc charger inc.
Outputs 12V 8A DC 2.1mm
Car starter 850A (Leads inc.)
Qi wireless 10W charger
5V USB 2.1A (x2)
Capacity display LCD



Code
MB3764



Powerbank Qi

POWERBANK WITH Qi WIRELESS CHARGING 5W

SUPPORTS USB AND WIRELESS CHARGING OF MOBILE DEVICES

USB Battery Bank capable of charging via wireless and USB port at the same time 5V 2A max USB power output and 5W wireless charging output. Status indicators.
Capacity 10Ah
155x75x10mm



Capacity **Code**
10000mAh PSW100-HCB

POWERBANK WITH Qi WIRELESS CHARGING 5W

SUPPORTS USB AND WIRELESS CHARGING OF MOBILE DEVICES

This USB power bank is capable of storing electricity and charge your Qi compatible mobile device wirelessly or using a USB cable. It comes with non-slip suction cups to secure your smartphone while charging wirelessly. Ideal for use at home, in the car and on the go.



Capacity **Code**
5000mAh AP5000WC

Capacity **Code**
5000mAh APPB100

Phone Chargers Qi

3 IN 1 Qi WIRELESS CHARGING STAND

- Qi wireless charging station 15W total
- Wireless charging spots for your smartphone, Apple Watch and AirPods.
- QC3.0 USB power charger required
- 9V 2A input (for charging multi devices).
- 2W watch and 5W AirPods

Code
WCT1051



DEVICES NOT INCLUDED

4 IN 1 Qi WIRELESS CHARGING STATION

- Multi Qi wireless charging station 15W
- Wireless charging spots for your smartphone, Apple Watch and AirPods.
- QC3.0 USB power charger required
- 9V 3A input (for charging multi devices).
- 2W watch and 5W AirPods

Includes	Code
Station only	WCT1050
Station plus Qi 3.0 Charger	WCT1050-POWER



DEVICES NOT INCLUDED

4 IN 1 Qi WIRELESS CHARGING STATION

- Multi Qi wireless charging station 15W
- Wireless charging spots for your smartphone, Apple Watch and AirPods.
- QC3.0 USB power charger required
- 9V 3A input (for charging multi devices).
- 2W watch and 5W AirPods

Code
WCT1049



DEVICES NOT INCLUDED

UV SANITISER & Qi WIRELESS CHARGER

MOBILE PHONE TOUCH SCREEN SANITISING

Sanitizes the phone while it is on wireless charge. Using a 253.7nm wavelength cold cathode UV LED lamp to kill the germs on the surface of your phone.
Qi 10W wireless charger base. Requires a minimum 5V 2A and up to QuickCharge 3.0 power pack. Not included.

Code
UVSC27





10W Qi™ WIRELESS CHARGING STAND

LASERCO

- Input: 5V2A, 9V1.67A
- Supports 5W/7.5W/10W output.
- Dual coil design.
- Use with QC 3.0 AC USB charger for optimal charging.
- Wireless charging of Qi enabled iOS and Android smartphones.

Code
WCT1024



10W Qi™ WIRELESS CHARGING STAND

DUAL COIL DESIGN

- Input: 5V2A, 9V1.67A
- 5W/7.5W/10W output
- Upright Stand ABS

Code
WCT1041



10W Qi™ WIRELESS CHARGING STAND

Qi / QC2.0 / QC3.0

- Input: 5V2A, 9V1.67A
- 7.5W Apple, 10W Samsung
- Upright Stand QC2.0/QC3.0

Code
WCT1038



10W Qi™ WIRELESS CHARGING PAD ANTI SLIDE

Non-slip charging base that holds the phone steady. Supports 5V to 9V high power input. Includes 1M USB Type-C charging cable, requires a USB car charger for power. Phone size 175x90mm

Code
AP10QI



DEVICES NOT INCLUDED

15W Qi WIRELESS CHARGING PAD

WITH ANTI-SLIP SILICONE SURFACE

- Input: 5V/2A, 9V/1.34A, 9V/2A, 12V/1.67A.
- Supports 5W / 10W Qi charging modes.
- 3 Charging coils.
- Foreign object detection, over-voltage

Code
APWC150



DEVICES NOT INCLUDED

15W Qi WIRELESS CHARGING PAD

ULTRA SLIM ONLY 7MM

- Input: 9V/1.34A, 9V/1.67A, 12V/1.67A
- Supports 5W / 7.5W / 10W / 15W Qi charging modes
- Qi Certified, works with Qi compatible smartphones
- Only 7mm thick.

Code
APWC155



15W Qi™ WIRELESS CHARGING PAD WITH FAN

SUPPORTS THE LATEST SMARTPHONES WITH 15W HIGH POWER CHARGING MODE

- Intelligent controller
- Inbuilt FAN cooling
- Input: 5V2A 9V2A 12V1.5A
- 5W/7.5W/10W/15W output modes
- USB Type-C power input
- 22x102mmØ
- Use with QC 3.0 AC USB charger

Code
WCT1044



10W Qi™ WIRELESS CHARGING PAD NON-SLIP

- 5V2A 9V1.67A output 10W
- 15x95mmØ with rubber mat
- Blue LED charging status indicator
- Anti-slip ring, Foreign body detection

Code
WP-10WX

WANSON®



10W Qi™ WIRELESS CHARGING PAD DESKTOP

- Input: 5V/2A, 9V/1.67A.
- 5W/7.5W/10W output.
- 9mm Plastic case.
- 6.6x100mmØ.
- Foreign object detection.

Colour	Code
Black	WC-019BK
White	WC-019WH



7.5W Qi™ WIRELESS CHARGING PAD

- Ultra thin 6.5mm aluminium.
- 5V2A input, 7.5W output.
- 6.5x98mmØ.
- Includes Blue charging status indicator light.
- Anti-slip padding.

Code
WCT1037



5W Qi™ WIRELESS CHARGING PAD 70MM

- 5V1.5A input.
- 5W wireless charging output.
- 10x70mmØ with rubber mat.
- Auto-start & stop charging.
- Anti-slip rubber ring.

Code
WCT1003



DUAL 10W Qi™ WIRELESS CHARGING PAD

SUPPORTS QC3.0 INPUT

- Charge two devices at once
- 5V/9V support Qi standard
- 105x204mm non-slip
- Automatic selects charge

Code
WCT1040

Qi





15W Qi™ WIRELESS CHARGER - MAGSAFE TYPE

MAGNETIC ARRAY 55MMØ COMPATIBLE

- 5V/2.4A, 9V/2.0A to 15W
- USB or Qi Charger Compatible
- Attached USB-C Cable 1M
- Magsafe® case ring compatible
- Ultra compact puck 7x56mmØ

Code

WCT1046



15W Qi WIRELESS CHARGER & QC3 POWER PACK

This Qi-compatible wireless charging pad supports Qi-enabled devices including the Apple iPhone 12 and Samsung Note 20. It supports 5V and 9V output with 15W max output, and it is also backward compatible with 10W / 7.5W / 5W devices. This charger includes a bonus Qualcomm QuickCharge 3.0 AC wall charger. It has over voltage, over current, over temperature and short circuit protection. There are LED status indicators to show charging status.

Colour Code

Black LS-W15-BK

White LS-W15-WH



10W Qi™ WIRELESS CHARGER PHONE POCKET

- Charges Qi compatible phones
- Phone sits securely in pocket
- Mount in glovebox or on console
- 10W 3 coil charging solution
- 2 x 5V USB charging ports
- Max 3.0A (1.5A x2)
- 12V accessory plug for power
- Charge status indicator

Code

APQUV3



15W Qi™ WIRELESS CHARGER - MAGNETIC VENT

- 5V/2.4A, 9V/2.0A to 15W
- Requires Qi 2.0/3.0 Charger
- 55mmØ Magsafe® compatible
- Vent clips. Lead included.

Code

WCT1047



15W Qi™ WIRELESS CHARGER - MAGNETIC VENT

- 5V/2.4A, 9V/2.0A to 15W
- Requires Qi 2.0/3.0 Charger
- 55mmØ Magsafe® compatible
- Vent clips. Lead included.

Code

WCT1048



10W Qi™ WIRELESS CHARGER - MAGNETIC VENT

MAGNETIC BASE TO VENT FINGERS

Qi™ Wireless 10W charger. Magnetic mount phone holder. Made of quality carbon fibre material. Supports high power (up to 9V) charging. The built-in swivel ball allows smooth 360° rotation. Securely held by the strong magnets.

Code

WCT1031



Qi™ WIRELESS CHARGER - WINDSCREEN MOUNT

- Clamp type phone holder
- Adjustable fingers
- Ball-Socket angler
- Windscreen suction cup
- Inbuilt Qi wireless charger
- Qi Certified product
- 1.5M lead USB type A Plug
- Power supply not included

Code

WCT1022



Qi™ WIRELESS CHARGER - VENT MOUNT + IR

IR SENSOR DETECTS AND CLOSES THE CRADLE ARMS

Qi™ Wireless 10W charger. Vent mount phone cradle. Deluxe quality. IR sensor detects to close and grip 65-81mm. Includes USB Type-C charging cable. Requires power from a USB charger.

Code

WCT1034



Qi™ WIRELESS CHARGER - VENT MOUNT CRADLE

WEIGHT OF THE PHONE CLOSES THE CRADLE ARM

Qi™ Wireless 10W charger. Vent mount phone cradle supports Qualcomm Quick Charge™ QC3.0 high power. Uses the weight of the phone to pull the side arms inward. Includes micro USB charging cable. Requires power from a USB charger. Arms extend from 69 to 92mm.

Code

WCT1026



Qi™ WIRELESS CHARGER - VENT MOUNT CRADLE

WEIGHT OF THE PHONE CLOSES THE CRADLE ARM

Gravity phone holder width 67-83mm with Qi™ Wireless 10W charger. Includes micro USB cable. Vent mount fingers. Angle adjustable.

Code

WCT1032



10W Qi™ CERTIFIED WIRELESS CHARGER CRADLE

WITH SMART AUTOMATIC LOCKING AND TOUCH SENSOR

- Kit includes assorted mounts
- Windscreen, Vent, Dash
- Motorised cradle clamp
- 10W Certified Qi®

Code

AP20AQI

INCLUDES CHARGER

Code

AP20AQIC





Power & Lighting

Power Supply USB

USB INTELLIGENT CHARGER 10 PORT 120W - HUB

10 independent USB outputs for fast charging 10 iPads®, tablets, phones at 2.4 Amp each. Ultra-High Power, Intelligent Recognition for Speed Fast Charging with Auto-detecting current control for safe charging. Equipped with the latest G13520 USB3.0 chipset, 4 port hub can transfer data at up to 5Gbps. AC input 100-240V with master power switch. Features over current, over voltage, over temperature protection and short circuit protection. 155x105x32mm

4 PORT POWERED USB 3.0 HUB + 6 EXTRA CHARGE OUTLETS

Code
LS-10U24F-HUB

NO HUB

Code
LS-10U24F



120W 6-PORT USB-C GaN CHARGING STATION

SUPPORTS FAST CHARGING FOR QC4+ & USB-PD 3.0 DEVICES

GaN charger with 6x USB-C ports. Supports QC4+ and USB PD3.0 PPS standard. 120W total power output.

Code
LS-G120-6UD



45W 2x USB-A / QC3.0 / USB-C PD 3.0 CHARGER

- Fast charging with up to 45W of power
- Perfect solution to Apple MacBook, Dell, HP, Chromebook, Lenovo, Acer, Asus and other devices using USB-C Power Delivery 3.0.
- Power USB-C and USB-A devices simultaneously.
- 100-240V AC input voltage
- Multiple safety protection include over current, over voltage, short circuit and over temperature protection.

WITH AU/NZ PLUG

Code
LS-4UHP



WITH AU / EU / US / UK PLUGS

Code
LS-4UHPTR



10W-35W USB CHARGER - INTERNATIONAL PLUGS

Connect and Charge USB devices directly to a mains socket. Includes 4 interchangeable plugs for (AUS, US/ Japan, Europe, UK) for worldwide use. Automatic multi-voltage 100-240V. Output is 5V.

Brand.	Amps	Code
Korjo	2.1A Max	USB04
Jackson	3.1A Max	PTA7723
Jackson	7.0A Max	PTA5579



40W USB-A AND USB-C POWER-CHARGER

QUALCOMM® QUICK CHARGE™ 3.0



- 40W Power / Charger
- 2x USB-A (QC 3.0) 5-20V 3.5A
- 1x USB-C (3.1) 5-20V 3.5A
- 1.2M AC Power lead included

Code
LS-Q3U-PD



USB INTELLIGENT CHARGER 10 PORT 60W

60W 5x2.4A or 10x1.0A

USB charger with 5x faster USB charging ports and 5x regular USB charging ports. Includes AC power lead. Size: 155x60x40mm

Colour Code
Black LS-10UH-BK
White LS-10UH-WH



51W USB INTELLIGENT CHARGER 6 PORT

INTELLIGENT CHARGING COMPATIBLE WITH ALL DEVICES

Outputs total of 51W (10.2 Amps) with 3x high power charging outlets (2.4A) and 3x charging outlets (1A). Senses the devices power requirements and automatically adjusts the output to power or charge your device at optimal performance and protection.

Ports Code
3x2.4A + 3x1A LS-6U



34W USB INTELLIGENT CHARGER 4 PORT

The compact USB charger features 4 intelligent USB charging ports with up to 34 Watts of power (6.8A). It is capable of charging up to 2 iPads/tablets (at 2.4 Amp) and 2 smartphones (at 1 Amp)

Code
LS-4UD



87W USB-A AND USB-C POWER-CHARGER

QUALCOMM® QUICK CHARGE™ 3.0 & PD3.0



87W USB-C PD 3.0 & USB-A QC3.0 charger. 240Vac power lead input. 4 individual outputs smart charging or direct powering 5V to 20V with multiple protections.

Code
LS-PD87-2C2A



Includes 1.2M AC lead and USB-C Male to Male cable.



30W AC USB / USB-C CHARGER - QC3.0 / USB-PD

RETAIL PACKAGING

QC and PD compatible USB-A and USB-C charging port. 5V 4.5A to 20V 1.5A. Retail Packaging.

Colour	Code
Black	CTC1030BK
White	CTC1030WH



18W AC USB / USB-C CHARGER - QC3.0 / USB-PD

QC and PD compatible USB-A and USB-C charging port. 5V 3A to 12V 1.5A. Aerpro Retail Packaging.

AERPRO PACKAGING

Colour	Code
White	APHC210



CELLINK - BLISTER HANGER

Colour	Code
Black	CTC1020BK
White	CTC1020WH



BULK BOX - NO PACKAGING

Colour	Code
Black	BAC1020BK
White	BAC1020WH

27W USB-A & USB-C CHARGER 5V 5.4A

HIGH CURRENT 5V POWER PACK

- 27W Wall Charger
- 1x USB-A 5V 2.4A
- 1x USB-C 5V 3.0A

Code
SMP-UC02



12W AC USB CHARGER 2.4A - CELLINK

5V 2.4A max AC USB charger.

CELLINK - BLISTER HANGER

Colour	Code
Black	CTC1023BK
White	CTC1023WH



BULK BOX - NO PACKAGING

Colour	Code
Black	BAC1023BK
White	BAC1023WH



12W AC USB CHARGER WITH USB-C CABLE 2.4A

5V 2.4A max AC USB charger. Includes 1M 1x USB to USB Type-C charging cable.

Colour	Code
White	CTC1026WH



IN-LINE POWER OUTLET WITH USB SOCKETS

Power or charge your USB powered devices. Total power USB charging outlets, a power status indicator and a 240V outlet.

Amps	Code
1A (Total)	PT1USB
1A (Total)	PT4USB
4.2A (Total)	PT4USB4A



USB POWER SUPPLY AC - CELLINK PACKAGED

Packaging	Amps	Colour	Code
Blister	2.1A	White	CTC1002-WH
Blister	2.1A	Black	CTC1002-BK
Blister	2.4A	White	CTC1003-WH
Blister	2.4A	Black	CTC1003-BK
Bulk	2.1A	White	BAC1002-WH
Bulk	2.1A	Black	BAC1002-BK
Bulk	2.4A	White	BAC1003-WH
Bulk	2.4A	Black	BAC1003-BK



USB POWER SUPPLY AC - CELLINK 2.4A + LEAD

BONUS USB CHARGING CABLE INCLUDED 1M

Lead	Colour	Code
Micro USB	White	CTC1004-WH
Micro USB	Black	CTC1004-BK
USB C	White	CTC1006-WH
USB C	Black	CTC1006-BK
Mini USB	Black	CTC1007-BK



USB POWER SUPPLY AC - CELLINK BULK 2.4A

USB SOCKET WITH DATA CABLE TO:

Plug	Colour	Code
Micro-USB	Black	BAC1004-BK
Micro-USB	White	BAC1005-WH
Reversible		
Micro-USB	Black	BAC1005-BK
Reversible		
Mini-USB	Black	BAC1007-BK



USB POWER SUPPLY AC - CELLINK 2.4A

ATTACHED CORD TYPE 1.2M TO PLUG

Packaging	Plug	Code
Blister	Micro-USB Male	CTC1008-BK
Blister	Mini-USB Male	CTC1010-BK
Bulk	Mini-USB Male	BAC1010-BK



USB MAINS POWER - USB 1A

Plug	Colour	Code
USB Female	White	USB900
USB Female	Black	USB904
USB Male	White	USB902



APPLE™ COMPATIBLE POWER SUPPLY AC

MFI APPROVED


Model	Colour	Current	Code
Lightning	White	2.4A	CTC9072-WH
Lightning/Micro USB	White	2.1A	APL1005
Lightning	White	2.4A max	APL2005A

CELLINK PACKAGED

Model	Colour	Current	Code
Apple 30 Pin	White	1A	CTC9002
Apple 30 Pin	Black	1A	CTC9003
Lightning	Black	1A	CTC9050
Lightning	White	2.4A	CTC9074-WH
Lightning	Black	2.4A	CTC9074-BK

BULK PACKAGING

Plug	Current	Colour	Code
30 Pin	1A	White	BAC9002
Lightning	1A	Black	BAC9050
Lightning MFI	2.4A	White	BAC9072-WH





Power & Lighting

Power Supply Quick Guide

POWER PACK - QUICK REFERENCE GUIDE

Voltage	Current	Size	Plug	Type	Requires	Code
3Vdc	300mA	EIAJ-01	Pos.Tip	Linear		DCA300-3PM
3.7Vdc	700mA	1.3mm	Nokia	AC 240V		ACP7A
4.5Vdc	1000mA		Bare end	Switch Mode		SMP1000-4.5-WT
5Vdc	1000mA	2.1mm	Pos.Tip	Switch Mode		SMP1000-5P
5Vdc	1000mA	2.1mm	"R" Plug	Switch Mode		SMP1000-5R
5Vdc	2000mA	2.1mm	"R" Plug	Switch Mode		SMP2000-5R
5Vdc	2000mA	2.5mm	Pos.Tip	Switch Mode	ACL104	SMP2000-5-25P
5Vdc	2000mA	2.1mm	Pos. Tip	Switch Mode		SMP5V-2A-21P
5Vdc	2000mA	1.3mm	Pos. Tip	Switch Mode		DSA-15P-05AU
5Vdc	2000mA	2.1mm	Pos.Tip	International*		SMP2000-5-21P-WW
5Vdc	2000mA	1.3mm	Pos.Tip	Switch Mode		SMP2000-5-13P-WW
5Vdc	3000mA	2.1mm	Pos.Tip	International*		SMP3000-5-21P-WW
5Vdc	3000mA	2.1mm	"R" Plug	Switch-Mode		SMP5V-3A-21R
5Vdc	5000mA	2.1mm	"R" Plug	Switch Mode	ACL104	SMP5000-5-21R
6Vdc	300mA	2.1mm	Pos.Tip	Linear		DCA300-6PM
6Vdc	300mA	2.1mm	Neg.Tip	Linear		DCA300-6NM
6Vdc	500mA	2.1mm	Pos.Tip	Linear		DCA500-6PM
6Vdc	500mA	2.1mm	Neg.Tip	Linear		DCA500-6NM
6Vdc	500mA	2.1mm	Pos.Tip	Switch Mode		SMP500-6P
6Vdc	1000mA	2.1mm	"R" Plug	Switch Mode		SMP1000-6R
6Vdc	1000mA	2.1mm	Pos. Tip	Switch Mode		SMP1000-6P
6Vdc	2500mA	2.1mm	"R" Plug	Switch-Mode		SMP6V-2.5A-21R
7.5Vdc	3000mA	2.1mm	Pos.Tip	Switch Mode		SMP7.5V-3A-21R
7.5Vdc	600mA	2.1mm	Pos.Tip	Switch Mode		SMP600-7.5P
7.5Vdc	600mA	2.1mm	Neg.Tip	Switch Mode		SMP600-7.5N
7.5Vdc	600mA	2.1mm	"R" Plug	Switch Mode		SMP600-7.5R
7.5Vdc	800mA	2.1mm	"R" Plug	Switch Mode		SMP800-7.5RLP
9Vdc	300mA	2.1mm	"R" Plug	Linear		DCA300-9RM
9Vdc	300mA	2.1mm	Pos.Tip	Linear		DCA300-9PM
9Vdc	300mA	2.1mm	Neg.Tip	Linear		DCA300-9NM
9Vdc	350mA	3.5mm	Pos. Tip	Switch Mode		SMP350-9-35P
9Vdc	500mA	2.5mm	Pos.Tip	Switch Mode		SMP500-9R-2.5P
9Vdc	500mA	EIAJ-04	Pos.Tip	Linear		DCA9501
9Vdc	500mA	2.1mm	"R" Plug	Linear		DCA500-9RM
9Vdc	500mA	2.1mm	Pos.Tip	Linear		DCA500-9PM
9Vdc	500mA	2.1mm	Neg.Tip	Linear		DCA500-9NM
9Vdc	500mA	2.1mm	Pos.Tip	Switch Mode		SMP500-9P
9Vdc	500mA	2.1mm	Neg.Tip	Switch Mode		SMP500-9N
9Vdc	500mA	2.1mm	"R" Plug	Switch Mode		SMP500-9R
9Vdc	1000mA	2.1mm	"R" Plug	Switch Mode		SMP9V1A-21R
9Vdc	1200mA	2.1mm	"R" Plug	Switch Mode		SMP1200-9R
9Vdc	3000mA	2.1mm	"R" Plug	Switch Mode		SMP9V-3A-21R
12Vdc	150mA		3.5mm	Linear		DCA150-12
12Vdc	400mA	2.1mm	Pos.Tip	Switch Mode		SMP400-12P
12Vdc	400mA	2.1mm	Neg.Tip	Switch Mode		SMP400-12N
12Vdc	500mA	2.1mm	"R" Plug	Switch Mode	ACL104	SMP500-12R
12Vdc	500mA	EIAJ-04	Pos.Tip	Linear		DCA12502PM
12Vdc	600mA	2.1mm	Pos. Tip	Linear		DCA600-12P
12Vdc	1000mA	Bare Wire	No	Switch-Mode		SMP12V1A-WT
12Vdc	1000mA	2.5mm	Pos.Tip	Switch Mode		SMP12V1A-25P
12Vdc	1000mA	2.1mm	"R" Plug	Switch Mode		SMP12V1A-21R
12Vdc	1000mA	2.1mm	Pos.Tip	Switch Mode		SMP12V1A-21P-4
12Vdc	1000mA	2.1mm	Pos.Tip	Switch-Mode		SMP12V1A-21P
12Vdc	1500mA	2.1mm	Pos.Tip	Switch Mode		SMP1500-12-21P
12Vdc	1500mA	2.1mm	"R" Plug	Switch Mode		SMP1500-12RLP
12Vdc	1500mA	2.1mm	"R" Plug	Switch Mode		SMP12V-1.5A-21R
12Vdc	2000mA	2.1mm	Pos.Tip	Switch Mode		SMP12V-2A-21P
12Vdc	2000mA	2.1mm	"R" Plug	Switch Mode	ACL104	SMP2000-12R
12Vdc	2000mA	2.1mm	"R" Plug	Switch Mode		SMP12V2A-21R
12Vdc	2000mA	2.1mm	Pos.Tip	International*		SMP2000-12-21P-WW
12Vdc	2500mA	Molex 8	NBN/UFB	Switch Mode		SMP12V2.5A-UFB
12Vdc	2500mA	2.1mm	"R" Plug	Switch Mode		SMP12V-2.5A-21R
12Vdc	2500mA	2.5mm	Pos.Tip	NBN		SMP12V2.5A-QFN
12Vdc	3000mA	2.1mm	Pos.Tip	International*		SMP3000-12-21P-WW
12Vdc	3000mA	2.1mm	Pos.Tip	Switch Mode		SMP12V-3A-21P
12Vdc	3000mA	2.1mm	"R" Plug	Switch Mode	ACL104	SMP3000-12R
12Vdc	3000mA	2.1mm	"R" Plug	Switch Mode		SMP12V3A-21R
12Vdc	4000mA	2.1mm	"R" Plug	Switch Mode	ACL104	SMP4000-12RLP
12Vdc	4000mA	2.5mm	Pos.Tip	Switch Mode		SMP4000-12-25P
12Vdc	5000mA	2.1mm	Pos.Tip	Switch Mode		SMP12V5A-21P
12Vdc	5000mA	2.1mm	"R" Plug	Switch Mode	ACL106	SMP5000-12R
12Vdc	5000mA	2.5mm	Pos.Tip	Switch Mode		SMP12V5A-25P
12Vdc	5000mA	2.1mm	"R" Plug	Switch Mode		SMP12V5A-21R
12Vdc	5000mA	2.5mm	Pos.Tip	Switch Mode	ACL106	SMP5000-12-25P-IEC
12Vdc	5000mA	2.5mm	Pos.Tip	Switch Mode		

Some SMP Require an AC Lead



ACL104 = C7



ACL106 = C13

NOTE:

ACL104 or ACL106 MAY BE REQUIRED
Some Power Packs may require a power lead
(Not Supplied - Please Order separately)

NEED A UNIQUE PLUG TYPE?

"R"



Removable - Reversible

New "Locking" type plugs as used with
all our SMP Switch Mode Power Packs



*Type: International are Switchmode
powerpacks with assorted
international AC power plugs.

See Following Pages
For More Item Details



POWER PACK - QUICK REFERENCE GUIDE - Continued...

Voltage	Current	Size	Plug	Type	Requires	Code
12Vdc	5000mA	2.1/2.5mm	Pos. Tip	Switch Mode	ACL106	SMP12V5A-2XP
12Vdc	7500mA	2.5mm	Pos. Tip	Switch Mode		SMP12V7.5A-25P
12Vdc	10A	2.5mm	Pos. Tip	Switch Mode		SMP12V10A-25P
12Vdc	12A	2.5mm	Pos. Tip	Switch Mode		SMP12V12A-25P
13.5Vdc	600mA	2.1mm	Neg. Tip	Linear		DCA13.5-600
14Vdc	500mA	2.1mm	Pos. Tip	Switch Mode		SMP500-14P
14Vdc	500mA	2.1mm	"R" Plug	Switch Mode		SMP500-14R
14Vdc	2000mA	2.1mm	"R" Plug	Switch Mode		SMP14V-2A-21R
13.8Vdc	2000mA	-	Car Socket	Switch Mode		SMP860
13.8Vdc	5Arms	4mm	Posts	Linear		MP3096
13.8Vdc	10Arms	4mm	Posts	Switch Mode		SEC1212
13.8Vdc	12Amax	4mm	Posts	Linear		SMP3079
13.8Vdc	20Amax	4mm	Posts	Linear		SMP3078
13.8Vdc	10Amax	4mm	Posts	Linear		SMP3097
13.8Vdc	20A	4mm	Posts	Linear		SMP3098
13.8Vdc	40Amax	4mm	Posts	Linear		SMP3089
15Vdc	2000mA	2.1mm	"R" Plug	Switch Mode		SMP15V2A-21R
18Vdc	1600mA	2.1mm	"R" Plug	Switch Mode		SMP18V-1.6A-21R
18Vdc	3000mA	2.1mm	Pos. Tip	Switch Mode		SMP18V-3A-21P
19Vdc	1500mA	2.1mm	"R" Plug	Switch Mode		SMP19V-1.5A-21R
19Vdc	3160mA	2.1mm	"R" Plug	Switch Mode	ACL104	SMP3160-19RLP
24Vdc	1200mA	2.1mm	"R" Plug	Switch Mode		SMP24V-1.2A-21R
24Vdc	1500mA	2.1mm	"R" Plug	Switch Mode	ACL104	SMP1500-24RLP
24Vdc	2500mA	2.5mm	Pos. Tip	Switch Mode	ACL104	SMP2500-24-25P
24Vdc	3000mA	2.1mm	"R" Plug	Switch Mode		SMP24V3A-21R
24Vdc	4000mA	2.1mm	"R" Plug	Switch Mode		SMP24V4A-21R
24Vdc	5000mA	2.5mm	Pos. Tip	Switch Mode		SMP24V5A-25P
24Vdc	6000mA	2.5mm	Pos. Tip	Switch Mode		SMP24V6A-25P
24Vdc	7500mA	2.5mm	Pos. Tip	Switch Mode		SMP24V7.5A-25P
24Vdc	10000mA	2.5mm	Pos. Tip	Switch Mode		SMP24V10A-25P
48Vdc	1250mA	2.1mm	Pos. Tip	Switch Mode	ACL106	SMP3564
48Vdc	2000mA	2.1mm	"R" Plug	Switch Mode	ACL112	SMP48V-2A-21R
48Vdc	2500mA	2.1mm	Pos. Tip	Switch Mode	ACL106	SMP48V-2.5A-21P



MULT-VOLTAGE TYPES

Voltage	Current	Plug	Type	Code
3/5/6/7.5/9/12Vdc	2500mA	Kit [x7]	Switch Mode.	SMP-27WME
3/4.5/5/6/9/12Vdc	1A	Kit [x6]	Switch Mode.	SMP1000A
3/5/6/7.5/9/12/13.8V	3Amax	Kit	Switch Mode.	SMP36W
3Vdc to 13.8Vdc	3A-3.5A	Kit	Switch Mode.	SMP48W
14/15/16/18/19/20/21/22Vdc	4A-6A	Kit	Switch Mode.	SMP-90W

See Following Pages
For More Item Details

AC POWER PACKS

Voltage	Current	Size	Plug	Type	Code
9Vac	2000mA	2.1mm	Fixed	AC	ACA2000-9
10Vac	1000mA	2.1mm	2.1mm	AC	ACA1010
12Vac	1000mA	2.1mm	Fixed	AC	ACA1210
16Vac	1500mA	3x Wire	Wire	AC+Earth	ACA1615QE
16Vac	2500mA	2.5mm	Fixed	AC	ACA1625
24Vac	1000mA	Bare Wire	Wire	AC	ACA2410
24Vac	1000mA	Bare Wire	Wire	AC	ACA2410A
24Vac	2000mA	2.5mm	Fixed	AC	ACA2420



USB POWER PACKS - BLISTER CARD PACKAGING

Current	Colour	Lead	Socket	Code
1A	Black	Apple 30 Pin	Cord	CTC9003
1A	White	Apple 30 Pin	Cord	CTC9002
1A	Black	Non-MFI	Cord	CTC9050
2.1A	White	No	USB-Female	CTC1002-WH
2.1A	Black	No	USB-Female	CTC1002-BK
2.4A	White	No	USB-Female	CTC1003-WH
2.4A	Black	No	USB-Female	CTC1003-BK
2.4A	White	Micro USB	USB-Female	CTC1004-WH
2.4A	Black	Micro USB	USB-Female	CTC1004-BK
2.4A	White	USB C	USB-Female	CTC1006-WH
2.4A	Black	USB C	USB-Female	CTC1006-BK
2.4A	Black	Mini USB	USB-Female	CTC1007-BK
2.4A	White	Lightning	USB-Female	CTC9074-WH
2.4A	Black	Lightning	USB-Female	CTC9074-BK
2.4A	White	Lightning MFI	USB-Female	CTC9072-WH
2.4A	Black	Micro USB	Cord	CTC1008-BK
2.4A	Black	Mini USB	Cord	CTC1010-BK
2.4A	Black	No	USB-Female	CTC1023BK
2.4A	White	No	USB-Female	CTC1023WH
3Amax	Black	No	USB-Female	CTC1020BK
3Amax	White	No	USB-Female	CTC1020WH

BULK PACKAGING

Current	Colour	Lead	Socket	Code
1A	White	Apple 30 Pin	Cord	BAC9002
1A	Black	Lightning Non-MFI	Cord	BAC9050
2.1A	Black	No	USB-Female	BAC1002-BK
2.1A	White	No	USB-Female	BAC1002-WH
2.4A	Black	No	USB-Female	BAC1003-BK
2.4A	White	No	USB-Female	BAC1003-WH
2.4A	Black	Micro USB	USB-Female	BAC1004-BK
2.4A	Black	Micro USB	USB-Female	BAC1005-BK
2.4A	White	Micro USB Reversible	USB-Female	BAC1005-WH
2.4A	Black	USB C	USB-Female	BAC1006-BK
2.4A	White	USB C	USB-Female	BAC1006-WH
2.4A	Black	Mini USB	USB-Female	BAC1007-BK
2.4A	Black	Micro USB	Cord	BAC1008-BK
2.4A	Black	Mini USB	Cord	BAC1010-BK
2.4A	White	Lightning MFI	USB-Female	BAC9072-WH
2.4A	Black	No	USB-Female	BAC1023BK
2.4A	White	No	USB-Female	BAC1023WH
3Amax	Black	No	USB-A & USB-C	BAC1020BK
3Amax	White	No	USB-A & USB-C	BAC1020WH



Power & Lighting

Power Supply AC-AC

9 Vrms 2000mA AC POWER PACK

2.1mm Plug
ALTERNATING
VOLTAGE 2.0A

Code
ACA2000-9



10 Vrms 1000mA AC POWER PACK

2.1mm Plug
ALTERNATING
VOLTAGE 1A

Code
ACA1010



12 Vrms 1000mA AC POWER PACK

2.1mm Plug
ALTERNATING
VOLTAGE 1A

Code
ACA1210



16 Vrms 1500mA AC POWER PACK

High Quality with very low audible noise.
Outputs 16 Volts AC RMS.
Earth wire included.

Code
ACA1615QE



16 Vrms 2500mA AC POWER PACK

2.5mm Plug
ALTERNATING
VOLTAGE 2.5A

Code
ACA1625



24 Vrms 1000mA AC POWER PACK

No Plug - Wire End
60x80x55mm

Code
ACA2410A



24 Vrms 1000mA AC POWER PACK

IN-LINE TYPE
No Plug - Wire End
60x45x90mm

Code
ACA2410



24 Vrms 2000mA AC POWER PACK

IN-LINE TYPE
2.5mm Plug

Code
ACA2420



Power Supply Linear Type

3 Volt 300mA DC LINEAR POWER PACK

EIAJ-01 DC PLUG

0.7x2.35mm Plug
Attached plug with
Positive Tip

Code
DCA300-3PM



3.3 Volt 1000mA DC LINEAR CHARGER - NOKIA

CLASSIC NOKIA REPLACEMENT

Code
CTC4220



6 Volt 300mA DC LINEAR POWER PACK

2.1mm Negative Tip

Code
DCA300-6NM

2.1mm Positive Tip

Code
DCA300-6PM



6 Volt 500mA DC LINEAR

2.1mm Negative Tip

Code
DCA500-6NM

2.1mm Positive Tip

Code
DCA500-6PM

9 Volt 300mA DC LINEAR POWER PACK

2.1mm "R" Reversible

Code
DCA300-9RM

2.1mm Negative Tip

Code
DCA300-9NM

2.1mm Positive Tip

Code
DCA300-9PM



9 Volt 500mA DC LINEAR

2.1mm "R" Reversible

Code
DCA500-9RM

2.1mm Negative Tip

Code
DCA500-9NM

2.1mm Positive Tip

Code
DCA500-9PM

1.0mm DC PLUG

Code
DCA9501

12 VOLT 150mA DC LINEAR

12V 150mA power supply
with 3.5mm phono type plug
Positive tip.

Plug Code
3.5mm DCA150-12



12 Volt 500mA DC LINEAR POWER PACK

Voltage 12Vdc
Current 500mA
Size EIAJ-04
Plug Pos.Tip
Code DCA12502PM

Voltage 13.5Vdc
Current 600mA
Size 2.1mm
Plug Neg.Tip
Code DCA13.5-600






□ Power Supply Quick Guide

SWITCH-MODE POWER SUPPLIES

Fully regulated power pack wall plug packs compact over voltage over current thermal protection.

"R" plugs are reversible and can also be changed. Extra plugs are available.

Fixed Plugs or "R" Type Plugs



4.5 VOLT 1A SWITCH-MODE

Voltage	4.5Vdc
Current	1000mA
Plug	Bare end
Code	SMP1000-4.5-WT



5 VOLT 1A SWITCH-MODE

Voltage	5Vdc
Current	1000mA
Size	2.1mm 2.1mm
Plug	Pos. Tip "R" Plug
Code	SMP1000-5P SMP1000-5R



5 VOLT 2A SWITCH-MODE

Voltage	5Vdc	5Vdc	5Vdc
Current	2000mA	2000mA	2000mA
Size	2.1mm	2.1mm	1.3mm
Plug	"R" Plug	Pos. Tip	Pos. Tip
Code	SMP2000-5R	SMP5V-2A-21P	DSA-15P-05AU



5 VOLT 2A SWITCH-MODE

Voltage	5Vdc
Current	2000mA
Size	2.5mm
Plug	Pos. Tip
Code	SMP2000-5-25P

AC Lead Required ACL104



Requires ACL104 AC Lead

5 VOLT 2A SWITCH-MODE INTERNATIONAL

Voltage	5Vdc
Current	2000mA
Size	1.3mm
Plug	Pos. Tip
Code	SMP2000-5-13P-WW



5 VOLT 2A SWITCH-MODE INTERNATIONAL

Voltage	5Vdc
Current	2000mA
Size	2.1mm
Plug	Pos. Tip
Code	SMP2000-5-21P-WW



5 VOLT 3A SWITCH-MODE

Voltage	5Vdc
Current	3000mA
Size	2.1mm
Plug	"R" Plug
Code	SMP5V-3A-21R



BLISTER PACKED

5 VOLT 3A SWITCH-MODE INTERNATIONAL

Voltage	5Vdc
Current	3000mA
Size	2.1mm
Plug	Pos. Tip
Code	SMP3000-5-21P-WW



5 VOLT 5A SWITCH-MODE

Voltage	5Vdc
Current	5000mA
Size	2.1mm
Plug	"R" Plug
Code	SMP5000-5-21R

AC Lead Required ACL104



Requires ACL104 AC Lead

6 VOLT 1A SWITCH-MODE

Voltage	6Vdc
Current	1000mA
Size	2.1mm 2.1mm
Plug	"R" Plug Pos. Tip
Code	SMP1000-6R SMP1000-6P



6 VOLT 2.5A SWITCH-MODE

PLUG 2.1mm DC

Voltage	6Vdc	6Vdc
Current	2500mA	2500mA
Size	2.1mm	2.1mm
Plug	"R" Plug	Pos. Tip
Code	SMP6V-2.5A-21R	SMP6V-2.5A-21P



7.5 VOLT 600mA SWITCH-MODE

Voltage	7.5Vdc
Current	600mA
Size	2.1mm 2.1mm 2.1mm
Plug	Pos. Tip Neg. Tip "R" Plug
Code	SMP600-7.5P SMP600-7.5N SMP600-7.5R



7.5 VOLT 800mA SWITCH-MODE

Voltage	7.5Vdc
Current	800mA
Size	2.1mm
Plug	"R" Plug
Code	SMP800-7.5RLP



7.5 VOLT 3A SWITCH-MODE

Voltage	7.5Vdc
Current	3000mA
Size	2.1mm
Plug	Pos. Tip
Code	SMP7.5V-3A-21R



BLISTER PACKED

9 VOLT 350mA SWITCH-MODE

Voltage	9Vdc
Current	350mA
Size	3.5mm
Plug	Pos. Tip
Code	SMP350-9-35P





Power & Lighting

9 VOLT 500mA SWITCH-MODE

Voltage	9Vdc		
Current	500mA		
Size	2.1mm	2.1mm	2.1mm
Plug	Pos.Tip	Neg.Tip	"R" Plug
Code	SMP500-9P	SMP500-9N	SMP500-9R



9 VOLT 500mA SWITCH-MODE

Voltage	9Vdc
Current	500mA
Size	2.5mm
Plug	Pos.Tip
Code	SMP500-9R-2.5P



9 VOLT 1A SWITCH-MODE

Voltage	9Vdc
Current	1000mA
Size	2.1mm
Plug	"R" Plug
Code	SMP9V1A-21R



9 VOLT 1.2A SWITCH-MODE

Voltage	9Vdc
Current	1200mA
Size	2.1mm
Plug	"R" Plug
Code	SMP1200-9R



9 VOLT 3A SWITCH-MODE

Voltage	9Vdc
Current	3000mA
Size	2.1mm
Plug	"R" Plug
Code	SMP9V-3A-21R



12 VOLT 400mA SWITCH-MODE

Voltage	12Vdc
Current	400mA
Size	2.1mm
Plug	Neg.Tip
Code	SMP400-12N



12 VOLT 500mA SWITCH-MODE

Voltage	12Vdc
Current	500mA
Size	2.1mm
Plug	"R" Plug
Code	SMP500-12R



12 VOLT 1A SWITCH-MODE

12V 1A power adaptor. Switch-mode with 2 metre 2-Wire lead. Bare wires.

Plug	Code
No	SMP12V1A-WT



12 VOLT 1A SWITCH-MODE

Voltage	12Vdc	12Vdc	12Vdc	12Vdc
Current	1000mA	1000mA	1000mA	1000mA
Size	2.1mm	2.1mm	2.1mm	2.5mm
Plug	Pos.Tip	Pos.Tip	"R" Plug	Pos.Tip
Code	SMP12V1A-21P	SMP12V1A-21P-4	SMP12V1A-21R	SMP12V1A-25P

SMP12V1A-21P-4 has an extra long lead of 4 meters



12 VOLT 1.5A SWITCH-MODE

Voltage	12Vdc
Current	1500mA
Size	2.1mm
Plug	Pos.Tip
Code	SMP1500-12-21P

2.1mm

"R" Plug

SMP1500-12RPL



12 VOLT 1.5A SWITCH-MODE

Voltage	12Vdc
Current	1500mA
Size	2.1mm
Plug	"R" Plug
Code	SMP12V-1.5A-21R

12 VOLT 2A SWITCH-MODE

Voltage	12Vdc	12Vdc
Current	2000mA	2000mA
Size	2.1mm	2.1mm
Plug	Pos.Tip	"R" Plug
Code	SMP12V-2A-21P	SMP12V2A-21R



12 VOLT 2A SWITCH-MODE

Voltage	12Vdc
Current	2000mA
Size	2.1mm
Plug	"R" Plug
Code	SMP2000-12R



AC Lead Required ACL104

12 VOLT 2A SWITCH-MODE INTERNATIONAL

INCLUDES OS PLUGS

Voltage	12Vdc
Current	2000mA
Size	2.1mm
Plug	Pos.Tip
Code	SMP2000-12-21P-WW



12 VOLT 2.5A SWITCH-MODE

Voltage	12Vdc
Current	2500mA
Size	2.1mm
Plug	"R" Plug
Code	SMP12V-2.5A-21R



12 VOLT 2.5A SWITCH-MODE NBN

NBN MODEM POWER SUPPLY

Suits models CM8200,

Voltage	12Vdc
Current	2500mA
Size	2.5mm
Plug	Pos.Tip
Code	SMP12V2.5A-QFN





12 VOLT 2.5A SWITCH-MODE - NBN UFB MOLEX

Voltage	12Vdc
Current	2500mA
Plug	NBN/UFB
Code	SMP12V2.5A-UFB



12 VOLT 5A SWITCH-MODE

Voltage	12Vdc
Current	5000mA
Size	2.1mm
Plug	"R" Plug
Code	SMP12V5A-21R



AC Lead Included

12 VOLT 3A SWITCH-MODE

Voltage	12Vdc	12Vdc
Current	3000mA	3000mA
Size	2.1mm	2.1mm
Plug	Pos. Tip	"R" Plug
Code	SMP12V-3A-21P	SMP12V3A-21R



12 VOLT 7.5A SWITCH-MODE

Voltage	12Vdc
Current	7500mA
Size	2.5mm
Plug	Pos. Tip
Code	SMP12V7.5A-25P



AC Lead Included

12 VOLT 3A SWITCH-MODE

Voltage	12Vdc
Current	3000mA
Size	2.1mm
Plug	"R" Plug
Code	SMP3000-12R



AC Lead Required ACL104

Requires ACL104 AC lead

12 VOLT 10A SWITCH-MODE

Voltage	12Vdc
Current	10A
Size	2.5mm
Plug	Pos. Tip
Code	SMP12V10A-25P



AC Lead Included

12 VOLT 3A SWITCH-MODE INTERNATIONAL

Voltage	12Vdc
Current	3000mA
Size	2.1mm
Plug	Pos. Tip
Code	SMP3000-12-21P-VW



12 VOLT 12A SWITCH-MODE

Voltage	12Vdc
Current	12A
Size	2.5mm
Plug	Pos. Tip
Code	SMP12V12A-25P



AC Lead Included

12 VOLT 4A SWITCH-MODE

Voltage	12Vdc
Current	4000mA
Size	2.1mm 2.5mm
Plug	"R" Plug Pos. Tip
Code	SMP4000-12RLP SMP4000-12-25P



AC Lead Required ACL104

12V 5A SWITCH-MODE

Voltage	12Vdc	COMPATIBLE WITH 2.1 & 2.5mm SOCKET IEC Lead Required
Current	5000mA	
Size	2.1/2.5mm	
Plug	Pos. Tip	
Code	SMP12V5A-2XP	



AC Lead Required ACL106

12 VOLT 5A SWITCH-MODE IEC

Voltage	12Vdc	12Vdc
Current	5000mA	5000mA
Size	2.1mm	2.5mm
Plug	"R" Plug	Pos. Tip
Code	SMP5000-12R	SMP5000-12-25P-IEC



AC Lead Required ACL106

IEC Lead Required

12 VOLT 5A SWITCH-MODE

Voltage	12Vdc	12Vdc
Current	5000mA	5000mA
Size	2.5mm	2.1mm
Plug	Pos. Tip	Pos. Tip
Code	SMP12V5A-25P	SMP12V5A-21P



AC Lead Included

14 VOLT 500mA SWITCH-MODE

Voltage	14Vdc	14Vdc
Current	500mA	500mA
Size	2.1mm	2.1mm
Plug	Pos. Tip	"R" Plug
Code	SMP500-14P	SMP500-14R



14 VOLT 2A SWITCH-MODE

Voltage	14Vdc
Current	2000mA
Size	2.1mm
Plug	"R" Plug
Code	SMP14V-2A-21R



BLISTER PACKED

14 Volt 2000mA DC - CAR ACCESSORIES SOCKET

SWITCHMODE POWERPACK

Car accessories socket
For Auto accessories

Code	SMP860
------	--------



15 VOLT 2A SWITCH-MODE

Voltage	15Vdc
Current	2000mA
Size	2.1mm
Plug	"R" Plug
Code	SMP15V2A-21R



BLISTER PACKED



Power & Lighting

18 VOLT 1.6A SWITCH-MODE

Voltage	18Vdc
Current	1600mA
Size	2.1mm
Plug	"R" Plug
Code	SMP18V-1.6A-21R



BLISTER PACKED

18V VOLT 3A SWITCH-MODE

Voltage	18Vdc
Current	3000mA
Size	2.1mm
Plug	Pos. Tip
Code	SMP18V-3A-21P



AC Lead Included

19 VOLT 1.5A SWITCH-MODE

Voltage	19Vdc
Current	1500mA
Size	2.1mm
Plug	"R" Plug
Code	SMP19V-1.5A-21R



BLISTER PACKED

19 VOLT 3.16A SWITCH-MODE

Voltage	19Vdc
Current	3160mA
Size	2.1mm
Plug	"R" Plug
Code	SMP3160-19RLP



106x45x31mm

AC Lead Required ACL104

24 VOLT 1.2A SWITCH-MODE

Voltage	24Vdc
Current	1200mA
Size	2.1mm
Plug	"R" Plug
Code	SMP24V-1.2A-21R



BLISTER PACKED

24 VOLT 1.5A SWITCH-MODE

Voltage	24Vdc
Current	1500mA
Size	2.1mm
Plug	"R" Plug
Code	SMP1500-24RLP



AC Lead Required ACL104

24 VOLT 2.5A SWITCH-MODE 60W

Voltage	24Vdc
Current	2500mA
Size	2.1mm 2.5mm
Plug	"R" Plug Pos. Tip
Code	SMP2500-24RLP SMP2500-24-25P



106x45x31mm

AC Lead Required ACL104

24 VOLT 3A SWITCH-MODE 72W

Voltage	24Vdc
Current	3000mA
Size	2.1mm
Plug	"R" Plug
Code	SMP24V3A-21R



AC Lead Included

24 VOLT 4A SWITCH-MODE 96W

Voltage	24Vdc
Current	4000mA
Size	2.1mm
Plug	"R" Plug
Code	SMP24V4A-21R



AC Lead Included

24 VOLT 5A SWITCH-MODE 125W

Voltage	24Vdc
Current	5000mA
Size	2.5mm
Plug	Pos. Tip
Code	SMP24V5A-25P



AC Lead Included

24 VOLT 6A SWITCH-MODE

Voltage	24Vdc
Current	6000mA
Size	2.5mm
Plug	Pos. Tip
Code	SMP24V6A-25P



AC Lead Included

24 VOLT 7.5A SWITCH-MODE 180W

Voltage	24Vdc
Current	7500mA
Size	2.5mm
Plug	Pos. Tip
Code	SMP24V7.5A-25P



AC Lead Included

24 VOLT 10A POWER SUPPLY 240W

Voltage	24Vdc
Current	10000mA
Size	2.5mm
Plug	Pos. Tip
Code	SMP24V10A-25P



48 VOLT 1.25A SWITCH-MODE 65W

AS USED WITH PoE

Voltage	48Vdc
Current	1250mA
Plug	Pos. Tip
Code	SMP3564



48 VOLT 2.0A SWITCH-MODE 96W

REQUIRES C5 POWER AC LEAD

Voltage	48Vdc
Current	2000mA
Size	2.1mm
Plug	"R" Plug
Code	SMP48V-2A-21R



AC Lead Required ACL112

48 VOLT 2.5A SWITCH-MODE

REQUIRES C13 POWER AC LEAD

Voltage	48Vdc
Current	2500mA
Size	2.1mm
Plug	Pos. Tip
Code	SMP48V-2.5A-21P



AC Lead Required ACL106



□ DC Plugs

"R" LOCK-ON DC PLUGS

"R" Range of plugs suit all Switch-Mode PowerPack SMP range and Some standard DCA packs



R PLUG DC

Lock-On Type Suits SMP Packs

Plug	A	B	C	D	Code
DC 1.3mm	1.3	3.5	12.0	-	FSR-05
DC 2.1mm	2.1	5.5	12.0	-	FSR-02
DC 2.5mm	2.5	5.5	12.0	-	FSR-04
DC 2.1mm	2.1	5.5	9.5	-	FSR-01
DC 2.5mm	2.5	5.5	9.5	-	FSR-03
DC 0.7mm	0.7	2.35	9.5	-	FSR-08
DC 1.0mm	1.0	3.2	9.0	-	FSR-09
DC 3.1mm	3.1	6.3	9.0	-	FSR-10
DC 1.5mm	1.5	5.5	12.0	-	FSR-11

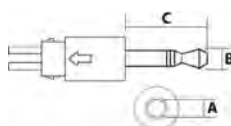

OEM	A	B	C	D	Code
EIAJ-02	1.7	4.0	10.0	-	FSR-06
EIAJ-03	1.7	4.7	10.0	-	FSR-07
EIAJ-01	0.7	2.35	9.5	-	FSR-08
EIAJ-04	3.4	5.5	9.5	1.0	FSR-12
EIAJ-05	4.4	6.5	9.5	1.4	FSR-13

Plug	A	B	C	D	Code
Centre Pin 1.0mm	3.4	5.5	9.5	1.0	FSR-12
Centre Pin 1.4mm	4.4	6.5	9.5	1.4	FSR-13

Plug	A	B	C	D	Code
TRS 2.5mm	2.5	2.3	12	-	MSR01

FSR

FLR
Right-Angle



"R" LOCK-ON DC PLUGS

"R" Range of plugs suit all Switch-Mode PowerPack SMP range and Some standard DCA packs



R PLUG DC R/A

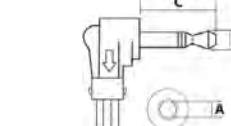
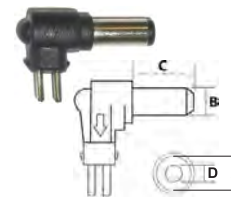
Lock-On Right Angle Suits SMP Packs

Plug	A	B	C	D	Code
DC 1.3mm	1.3	3.5	12.0	-	FLR05
DC 2.1mm	2.1	5.5	12.0	-	FLR02
DC 2.5mm	2.5	5.5	12.0	-	FLR04
DC 2.1mm	2.1	5.5	9.5	-	FLR01
DC 2.5mm	2.5	5.5	9.5	-	FLR03
DC 0.7mm	0.7	2.35	9.5	-	FLR08
DC 1.0mm	1.0	3.2	9.0	-	FLR09
DC 3.1mm	3.1	6.3	9.0	-	FLR10
DC 1.5mm	1.5	5.5	12.0	-	FLR11

OEM	A	B	C	D	Code
EIAJ-02	1.7	4.0	10.0	-	FLR06
EIAJ-03	1.7	4.7	10.0	-	FLR07
EIAJ-01	0.7	2.35	9.5	-	FLR08
EIAJ-04	3.4	5.5	9.5	1.0	FLR12
EIAJ-05	4.4	6.5	9.5	1.4	FLR13

Plug	A	B	C	D	Code
Centre Pin 1.0mm	3.4	5.5	9.5	1.0	FLR12
Centre Pin 1.4mm	4.4	6.5	9.5	1.4	FLR13

Plug	A	B	C	D	Code
TRS 2.5mm	2.5	2.3	12	-	MLR01
TRS 3.5mm	3.5	3.0	14	-	MLR02



R SOCKET & LEAD 2A

1.8M Prepared Lead

"R" Socket and Grommet.

Code
DCL-R2A



DC EXTENSION LEADS 2.1mm

2.1mm MALE TO FEMALE DC EXTENSION LEAD

Length	Code
1M	DCL21121
3M	DCL21123



2.1mm DC SPLITTERS

SOCKET TO MULTIPLE PLUGS

Length 30cm each

Plug	Code
2	ADC-221
4	ADC-421
5	ADC-521
8	ADC-821



R SOCKET & LEAD 5A

"R" Socket and Grommet

1.8M Prepared Lead

Code
DCL-R5A



DC ADAPTOR USB-2.1mm

2.1mm FEMALE TO USB 'A' FEMALE DC ADAPTOR POSITIVE TIP

Length	Code
150mm	DCL21USB



DC ADAPTOR 2.1mm-2.5mm

2.1mm FEMALE TO 2.5mm MALE

Code
DCL2521



2.1mm MALE TO 2.5mm FEMALE

Code
ADC2125



DC SPLITTER LEADS 2.5mm

SOCKET TO MULTIPLE PLUGS

Length 30cm each

Plug	Code
2	ADC-225
4	ADC-425
5	ADC-525
8	ADC-825





Power & Lighting

Power Supply Junction Boxes

WALL MOUNT BOX POWER SUPPLY

- Lockable front door with Internal GPO recess
- LED Decimal voltage display on the front panel
- Short circuit & Overload protection for each channel
- Individually fused outputs with LED status indicators
- WBDC12 Series has 12V/7Ah Battery Backup
- 92x362x235mm (24A = 120x435x345mm)


Volts	Current	Battery	Out	Code
24Vac	4A	No	x9	WAC24-4A
12Vdc	12A	Yes	x16	WBDC12-12A

BATTERIES TO SUIT

PS12V10A18CH Accepts maximum size:
12V 190x80x110mm max. 6.3mm terminals



SHOWN WITH OPTIONAL
SLA BATTERY BACKUP



LED VOLTAGE DISPLAY



SCREW TERMINAL
PROTECTED OUTPUTS

WALL MOUNT BOX POWER SUPPLY 12V 10A

120W 10Amax UPS VERSION

UPS Version with battery backup (Not Included).
Input 240Vac. Output 12Vdc 550mA x18.
Metal cabinet 271x213x94mm.

Code
PS12VDC10A18CHB



DIN RAIL POWER SUPPLY 12V/24VDC

The DR100 series DIN rail mount switching power supplies are designed with a fully isolated plastic case to prevent user contact and the risk of shock. Other standard features include its no load power consumption to save energy, short circuit, over load, over voltage and over temperature protections.

- 12VDC 7.5A / 24VDC 4.2A Power output
- Integrated protection : overvoltage / overload / short circuit
- Integrate to protect IT & security in home, office and retail environments
- Designed for installation on DIN rail TS-35/7.5 or 15
- Isolation class II
- LED indicator for power on
- No load power consumption <1W
- 100% full load burn-in test

V out	I out	Code
12Vdc	7.5A	DR100-12
24Vdc	4.2A	DR100-24



Power Supply Benchtop

13.8V 5A DC LINEAR POWER SUPPLY 100W

Rated at 5A Continuous and 7A peak (cycled). Full metal case with heat sink. Regulated, protected, earthed. 4mm Binding Posts.

Code
MP3096



13.8V 20A DC LINEAR POWER SUPPLY 300W

- Transformer type with regulation CCT
- 20Arms with 22A Headroom max.
- Banana socket style binding post
- Switch power on indication
- Rear mounted replaceable fuse

Current	Code
20A	SMP3098



13.8V 10A/14A DC SWITCH MODE POWER SUPPLY

SWITCH MODE - PROTECTED

10Arms & Short term 14A with intelligent protection Heavy gauge metal cabinet 4mm Binding posts Low profile 180 x 60 x 190mm

Code
SEC1212



13.8V 20A DC SMP POWER SUPPLY 275W

- Switch-Mode-Power-Supply 20A max.
- Banana socket style binding post
- LED power on indication
- Rear mounted replaceable fuse

Current	Code
20Amax	SMP3078



13.8V 12A DC SMP POWER SUPPLY 165W

- Banana socket style binding post output
- LED power on indication
- Replaceable fuse
- 170x85x160mm

Current	Code
12Amax	SMP3079



13.8V 40A DC SMP POWER SUPPLY 550W

- Switch-Mode-Power-Supply 40A max.
- Gold plated Banana binding post
- Fan assisted cooling
- Rear mounted M205 fuse

Current	Code
40Amax	SMP3089





Power Supply Switch-Mode

12V/24V SWITCH-MODE 150W - MEANWELL

150W AC-DC Single output enclosed power supply. AC input select switch. Up to 5G vibration. 1U low profile.



V out	Current	Code
12Vdc	12.5A	LRS-150-12
24Vdc	6.5A	LRS-150-24

12V/24V SWITCH-MODE 350W - MEANWELL

350W AC-DC Single output enclosed power supply. AC input select switch. Up to 5G vibration. 1U low profile.



V out	Current	Code
12Vdc	29A	LRS-350-12
24Vdc	14.6A	LRS-350-24

Power Supply Lab

0-30V VARIABLE VOLTAGE SUPPLY 5A

0V-30Vdc 5000mA, 5Vdc 500mA, 12Vdc 500mA.

Fixed 5Vdc and 12Vdc (Floats for negative) Plus Variable 30Vdc Current limiter Adj. Digital displays



Code
NP9615

0-16V VARIABLE VOLTAGE SUPPLY 25A

High performance, high efficiency, durable, switching power supply. 0-16Vdc variable voltage and up to 25A max current output. Includes cooling fan. Features thermal overload and short circuit protection and will display a warning LED in the event of a fault condition. Current and voltage are displayed on separate backlit analogue meters. Includes power lead.



Code
SMP3802

Power Supply Multi-Voltage

MULTI-VOLTAGE 300mA DC LINEAR POWER PACK

Linear type with transformer, low noise, free from SMPS RF noise. 6 way voltage switch for easy selection of correct output voltage. 3V / 4.5V / 6V / 7.5V / 9V / 12V Includes 6x "R" Plug kit 1.0, 1.3, 2.1, 2.5 DCP, 4mm, 4.75mm EIAJ



Code
DCA300MV

12W MULTI-VOLTAGE 3V-13V

1000mA 3-13Vdc

Travel pack 100-250Vac Includes 6x "R" Plug kit Lower V = Higher current 3V 4.5V 5V 6V 9V 12V ~1A Min. (12W Max.)



Code
SMP1000A

27W MULTI-VOLTAGE 3-12Vdc

COMPACT PLUG-PACK STYLE

Voltage select switch: 3V/5V/6V/7.5V/9V/12V @ 2.5A Input 100V-240Vac Plug pack style Includes 7 DC plugs 120x60x40mm

- Tips included:
- 5.5mm x 1.3mm
- 5.5mm x 2.5mm
- 5.5mm x 2.1mm
- 4.0mm x 1.5mm
- 3.5mm Mono plug
- 3.5mm x 1.0mm
- 2.5mm x 0.5mm



Code
SMP-27WME

48W MULTI-VOLTAGE 3V-13.8V

Voltage select switch 3V/5V/6V/7.5V/9V @ 3A 12V @ 4A, 13.8V @ 3.5A Input 100V-260Vac Includes AC power lead Includes 7 DC plugs 120x60x40mm



Code
SMP48W

36W MULTI-VOLTAGE 3V-13.8V

- 8x assorted DC tips
- Tips size: Ø1.35x3.5mm, Ø1.7x4mm, Ø2.1x5.5mm, Ø3x6.3mm, Ø1.7x4.8mm, Ø1.7x5.5mm, Ø2.5x5.5mm & Ø1x6.5mm.
- Input power: 100-240Vac @ 1A
- Output voltage select switch
- 3V, 5V, 6V, 7.5V, 9V, 12V, 13.8V

Code
SMP36W



90W MULTI-VOLTAGE 12V-22V + LAPTOP PLUGS

NOTEBOOK ULTRABOOK NETBOOK etc.

Adjustable output Select switch x11 12V (6A) 14V 15V 16V (5A) 18V 18.5V 19V 19.5V 20V (4.5A) 21V 22V (4.0A) Includes AC Lead and 9x assorted Plugs

Code
SMP-90W





Power & Lighting

Power Supply Laptop

90W UNIVERSAL LAPTOP POWER SUPPLY - LS SERIES

VOLTAGE DISPLAY - INCLUDES 8 POPULAR LAPTOP PLUGS

Auto-voltage and charge current tailored to your laptop auto-select system by choosing dedicated plug. Advanced SCM efficient power control circuit. Voltage display to confirm compatibility. 12V-24V 6A (90W). Bonus USB-A Socket 5V 2.1A, 114x70x17mm.

Code

LS-PAB90SA

CHARGING TIPS INCLUDED

Tips Included: LS-N04, LS-N07, NS-N11, LS-N22, LS-N23, LS-N24, LS-N35, LS-N36.

Laptop connectors included for HP / IBM / DELL / ACER / LENOVO / ASUS / NEC and more...



90W UNIVERSAL LAPTOP CHARGER - LS SERIES

INCLUDES 8 INTERCHANGEABLE CHARGING TIPS FOR POPULAR BRAND LAPTOPS

Auto-voltage and charge current tailored to your laptop auto-select system by choosing dedicated plug. Advanced SCM efficient power control circuit. 12V-24V 6A (90W). Bonus USB-A Socket 5V 2.1A, 116x70x17mm.

Code

LS-PAB90AL-E

Tips Included: LS-N04, LS-N07, NS-N11, LS-N23, LS-N24, LS-N35, LS-N36, LS-N42.

CHARGING TIPS INCLUDED



80W USB-A AND USB-C AND LAPTOP CHARGER

QUALCOMM® QUICK CHARGE™ 3.0 - PLUS LAPTOP CHARGER WITH PLUG KIT

Charge up to 5 devices plus a laptop. 4x USB-A (QC3.0) and USB-C (PD2.0). 5V to 20V at 3A max each. Plus an LS Series Laptop charger with 10 popular plugs included. Auto-select voltage/current to suit your laptop. Includes 1.2m power lead and 1m USB-C 3.1 Lead.

Code

LS-Q5U-PD

CHARGING TIPS INCLUDED

LS-N04, LS-N07, NS-N11, LS-N18, LS-N19, LS-N23, LS-N24, LS-N35, LS-N36, LS-N42.



USB-A

Charging ports for mobile devices DC 3.6-6.5V(3A), 9V(2A), 12V(1.5A), 20V(1A)

USB-C

87W USB-C QC3.0 CHARGER WITH LAPTOP PLUGS

2x QUALCOMM® QUICK CHARGE™ 3.0 + 2x USB-PD 3.0 PORTS

This 87W USB-C PD 3.0 & USB-A QC3.0 charger allows you to charge all of your devices. It features 2x USB Type-C Power Delivery 3.0 charging ports for fast and efficient charging notebooks, tablets and smartphones, such as the latest Apple Macbooks or Chromebooks, Apple iPhones and Android smartphones. The USB Quick Charge 3.0 ports can fast charge Quick Charge™ compatible devices. Includes 1M USB-A to LS type laptop charging tip adaptor cable and 8x popular LS type charging tips. It features multiple safety protections including over current, over voltage, short circuit and over temperature.

- Supply power for laptops, smart phones and tablet PCs.
- 2x USB-A (QC 3.0), 5-20V 3.5A max and 2x USB-C (PD 3.0), 5-20V 4.3A max.
- Laptop power via 8 assorted DC plugs included
- Adopt Qualcomm Quick Charge™ 3.0 technology for fast and efficient charging.
- Adopt USB PD3.0 technology, offers fast and efficient charging for USB-PD devices.
- Ultra slim and curved housing design, compact and portable.
- Universal output voltage from 5V to 20V, automatic switching, plug & play.
- Excellent safety protection includes over current protection, over voltage protection, short circuit protection, over temperature protection.

Code

LS-PD87-2C2A-KT





Tips Included: LS-N04WH, LS-N07WH, NS-N11WH, LS-N22WH, LS-N23WH, LS-N24WH, LS-N35WH, LS-N36WH.
See catalogue for more detail.



LS TYPE LAPTOP POWER SUPPLY CHARGING TIPS

ADDITIONAL TIPS AVAILABLE FOR MANY TYPES OF LAPTOPS

Many more tips are available, too many to list here, please visit our website for more tips.

Volts	Current	Brand.	Suits	Included with	Black	White
12V	8A	Acer, Benq	Acer/Benq LCD: 12V 1A, 12V 2A, 12V 2.5A, 12V 3A, 12V 3.5A, 12V 4A, 12V 5A, 12V 6A, 12V 7A, 12V 8A	Optional		
19V	4.74A	Acer	Acer: 19V 3.16A, 19V 3.42A, 19V 4.74A; Liteon: 19V 3.16A, 19V 3.42A; NEC: 19V 3.16A	Optional		
24V	2.65A	Apple	Apple: 24V 1.875A, 24V 2A, 24V 2.65A	Optional		
19V	2.1A	Asus	Asus: 19V 2.1A	Optional		
19V	3.42A	Asus	Asus: 19V 2.37A, 19V 3.42A	Optional		
10V	2.315A	Asus	Asus: 9.5V 2.315A	Optional		
14V	4A	Dell	Dell: 14V 3A; Samsung 14V 3A, 14V 4A	Optional		
19.5V	4.62A	Dell	Dell: 19.5V 3.34, 19.5V 4.62A	Optional		
20V	4.5A	Dell	Dell: 20V 3.5A, 20V 4.5A	Optional		
19V	4.74A	Fujitsu	Fujitsu tablet PCs	Optional		
19.5V	4.74A	HP	HP Ultrabooks	Optional		
12V	3.5A	HP	HP: 12V 2.5A, 12V 3.5A; Asus: 12V 3A	Optional		
19V	4.74A	HP	HP: 18.5V 3.5A, 19V 4.74A with bullet shape	Optional		
19V	1.58A	HP	HP: 19V 1.58A; Lenovo 20V 2.25A	Optional		
16V	4.5A	IBM Acer	IBM: 16V 2.2A, 16V 1.88A, 16V 3.36A, 16V 3.5A, 16V 4.5A; DELTA: 15V 1A, 16V 3.5A, 16V 4.5A; Acer: 16V 3.75A	Optional		
20V	3.25A	Lenovo	Lenovo: 20V 2A; Delta: 20C 1.2A; IBM: 20V 2A; LG: 20V 2A; MSI: 20V 2A; LS: 20V 3.25A	Optional		
12V	2.58A	Microsoft	Microsoft Surface Pro 4: 12V 2.58A	Optional		
15V	2.58A	Microsoft	Microsoft: 15V 2.58A	Optional		
19V	4.74A	Samsung	Samsung Ultrabooks	Optional		

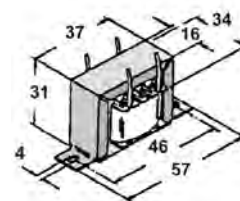


Power & Lighting

Power Supply Transformers

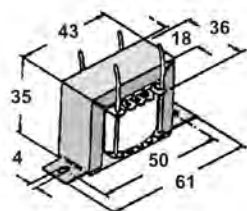

6V 250mA AC POWER TRANSFORMER

Volts	Current	Code
6 VOLTS	250mA	PT6-250



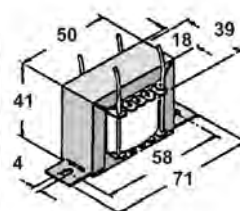
12V 300mA AC POWER TRANSFORMER

Volts	Current	Code
6V-0V-6V	300mA	PT12-300



12V 500mA AC POWER TRANSFORMER

Volts	Current	Code
6V-0V-6V	500mA	PT12-500

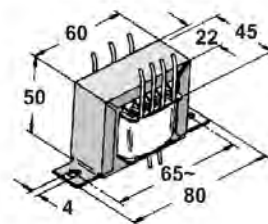
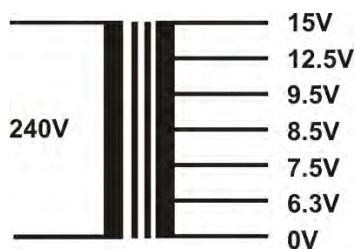


15W AC POWER TRANSFORMER

MULTI-TAP VOLTAGE

6.3/7.5/8.5/9.5/12.6/15V

Volts	Current	Code
6.3V-7.5V-8.5V-9.5V-12.5V-15V	1 AMP	PT2155

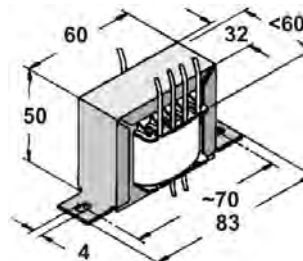


30W AC POWER TRANSFORMER

MULTI-TAP VOLTAGE

6/9/12/15

Volts	Current	Code
6V-9V-12V-15V	2 AMP	PT2156

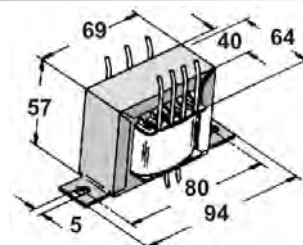
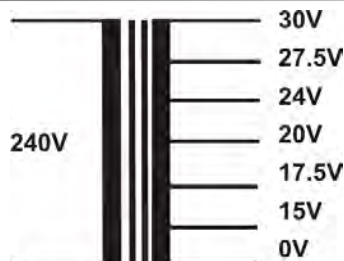


30W AC POWER TRANSFORMER

MULTI-TAP VOLTAGE

0/15/17.5/20/24/27.5/30

Volts	Current	Code
0V-15V-17.5V-20V-24V-27.5V-30V	1 AMP	PT6672

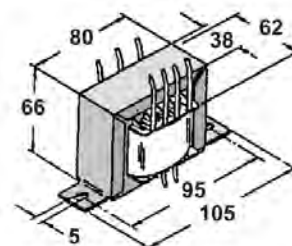


50W AC POWER TRANSFORMER

MULTI-TAP VOLTAGE

12/15/18V

Volts	Current	Code
12V-15V-18V	2.5A	PT1825



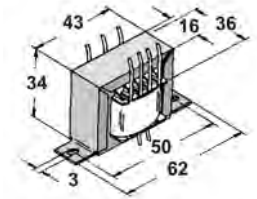
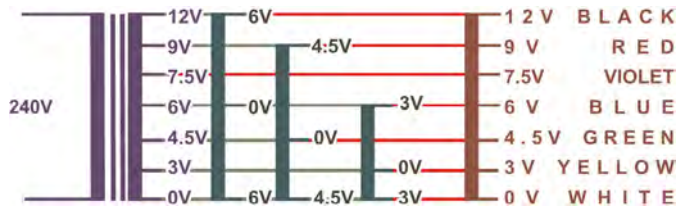


4W AC MULTI-TAP TRANSFORMER UNIVERSAL

300mA 12Vac

Taps 3/4.5/6/7.5/9/12 Volts
or 6/9/12 Volt Centre Tapped
43x36x34mm 4 Watt transformer

Current Code
300mA PT1312

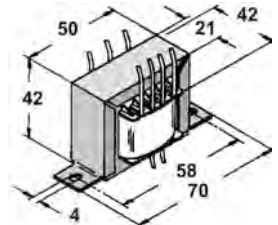
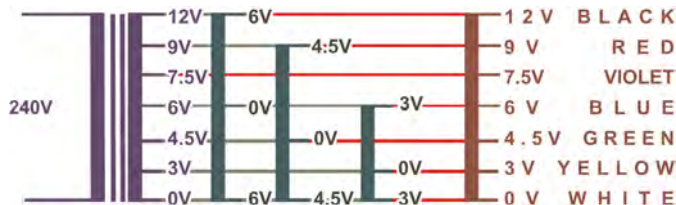


6W AC MULTI-TAP TRANSFORMER UNIVERSAL

500mA 12Vac

Taps 3/4.5/6/7.5/9/12 Volts
or 6/9/12 Volt Centre Tapped
50x42x42mm 6 Watt transformer

Current Code
500mA PT1512



TOROIDAL POWER TRANSFORMERS

COMPACT EFFICIENT LOW-NOISE 20W - 160W - 300W

Transformers are wound with heavy gauge copper and are wrapped with polyester tape. Meeting all major industry standards. Includes mounting kit with plate, pads, nut, and bolt. Wire in series for centre-tap V+V output or double the current by wiring in parallel.

Volts	Series	Parallel	Watt	Size	Code
9+9	1.11A	2.22A	20W	30x71mmØ	TOR-2082
12+12	0.83A	1.66A	20W	30x71mmØ	TOR-2084
15+15	0.67A	1.33A	20W	30x71mmØ	TOR-2086

Volts	Series	Parallel	Watt	Size	Code
12+12	6.66A	13.3A	160W	40x110mmØ	TOR-2112
18+18	4.44A	8.88A	160W	40x110mmØ	TOR-2113
25+25	3.20A	6.40A	160W	40x110mmØ	TOR-2114

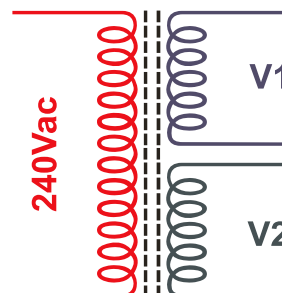
Volts	Series	Parallel	Watt	Size	Code
12+12	12.5A	25.0A	300W	55x125mmØ	TOR-2130
40+40	3.75A	7.50A	300W	55x125mmØ	TOR-2140
50+50	3.00A	6.00A	300W	55x125mmØ	TOR-2144



20W



160W



300W

240Vac VARIAC - VARIABLE AC TRANSFORMER

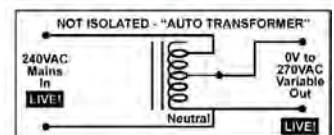
AC TRANSFORMER - DOES NOT ISOLATE - LIVE AC

Technicians Repair/Service Instrument. 240Vac Mains Plug Input with variable 0Vac to 260Vac output. Mechanically adjustable by an Auto-Transformer (No isolation).

Code
MP3080



FOR TECHNICIANS
HIGH VOLTAGE
TEST PLATFORM FOR REPAIRING



USB POWER 25W MAINS MODULE DIY

120-250VAC INPUT SCREW TERMINALS

- Dual port smart USB charger
- Output: 5V at 5A total
- Universal AC Input: 120-250V
- Screw terminal input
- Has SAA approval
- For professional installers.
- Size: 75x52x20mm

Code
NXT4405





Power & Lighting

□ Appliance AC Mains Test

PORTABLE APPLIANCE TESTER - AEGIS CZ5000

Class 1 & 2 Approved - AS/NZS 3760

Earth bond and insulation tester. Australian designed and manufactured for testing electrical appliances to power electrical safety Standards of AS/NZS 3760. Compact, portable, drop & Weather Proof. Includes Leads, etc. Battery operated portable. 235x190x110mm. 6x "AA" inc.

Code
CZ5000

OPTIONAL LOG BOOK

Code
CZ5074



Extra Tags and optional log book available



- Compact with all Leads and accessories, including a set of Test Tags, housed in the instrument case.



PORTABLE APPLIANCE TESTER PLUS LEAKAGE TEST - AEGIS CZ5001

Class 1 & 2 Approved - AS/NZS 3760:2003

Earth bond and insulation tester. Australian designed and manufactured for testing electrical appliances to power electrical safety Standards of AS/NZS 3760. Single button testing. Compact, portable, drop & Weather Proof IP67. Two in one kit includes famous Patrol battery powered portable appliance tester features with an earth leakage tester. Includes Leads, etc. Mains or battery operated. 235x190x135mm. 6x "AA" inc.

Code
CZ5001

AEGIS TEST TAGS

Description	Code
Aegis Pass Tags	CZ5072
Aegis Fail Tags	CZ5073



MULTIFUNCTION INSTALLATION TESTER

FULL FUNCTION METER WITH TESTS FOR ELECTRICAL INSTALLATIONS

All round multifunction electrical tester for professional electricians and installers. Packed with features with all the main functionality you need for any electrical installation. This unit can be used for the following tests:

- Insulation Resistance Testing
- Continuity Testing
- Line/Loop Testing
- Non-trip Loop Testing
- RCD Testing
- Phase Rotation Testing
- Voltage Testing

Code
CZ20500

**MULTI-METERS
SEE SECTION 07
TOOLS & TEST**



POWER POINT TESTER - CABAC

VERIFY CORRECT WIRING & SAFETY RCD OPERATION

- Low cost for a big result
- Very simple and easy to use
- Rugged and compact design
- Identifies six wiring conditions
- Integral plug fits straight into the socket
- Push button RCD trip test

Code
PPT-V2



TEST TAGS

TEST TAGS

Description	Code
Aegis Pass Tags	CZ5072
Aegis Fail Tags	CZ5073
Coloured Pass	TAG96



OPTIONAL LOG BOOK

Code
CZ5074





RCD & INSULATION TESTER UNI-T

FULL FUNCTION OF TESTS FOR PROFESSIONAL ELECTRICIANS

The CZ20073 is a newly designed digital multi-functional testing meter using large-scale integrated analog/digital circuit and Micro-processing chip. It is highly accurate, reliable, and user-friendly. It mainly measures RCD parameters including Test current and Trip Time. Meter also includes, low-resistance Earth continuity, insulation resistance measurement (250/500/1000V), 440V DC & AC Voltages, etc.

The versatile functionality, high accurate features and ease of use make it widely used and an ideal tool to keep around for maintenance, inspection and testing RCD, etc. The CZ20073 complies with the CAT III 600V over voltage standard. The package includes test lead, battery, alligator clips and carrying bag. 160x100x71mm

Code
CZ20073



Tags and optional log book available

RCD TESTER UNI-T

RCDs (Residual Current Devices) are designed and specified to protect people and equipment from the danger of electrical faults. Due to their inherent 'safety' nature, RCDs need to be tested on a regular basis to ensure their correct operation. The CZ20053 is a fully featured digital RCD tester that provides electricians with all the features required to test and ensure correct functionality of RCDs. Multiple trip current ranges, 0° & 180° phase testing, and high accuracy ensure testing is complete. The tests performed are all that is required for determining compliance to AS/NZS3760:2010 for PAT testing requirements. Includes Test Lead & Carry Case. 160x100x71mm

Code
CZ20053



VOLTAGE & CONTINUITY TESTER UNT-T

WITH PHASE ROTATION

This handheld electrical tester allows the user to test the voltage, continuity, polarity and the phase rotation of electrical equipment. With IP65 water and dust protection in a rugged design, it is suitable for use in harsh conditions such as at a worksite. These testers have been designed with the knowledge and experience of a test equipment company that has provided tools for the electrical trades for many years.

- Voltage: 12 - 690 V AC/DC
- Continuity: Audible & visual indication
- Phase Rotation: 3 phase detection
- Polarity: Positive & negative
- Rugged: IP65 preventing water and dust ingress
- Torch: Inbuilt for working in dark locations
- IEC61010: Cat IV 600V
- GS38: Fully compliant

Code
UT15C



ELECTRICAL INSULATED 7PC SCREWDRIVER SET

DVE IEC60900:2004 PREMIUM GRADE PROFESSIONAL SET

High Quality 1000V insulated Phillips / Blade screw driver set Bright CAT-III Red in colour. Insulated shaft protection Ideal for electrical applications. Large easy-grip comfortable rubber double molded handle. Packaged in a hand plastic tool casing for portable storage. Phillips #0 #2 #3 Blade 3.5 4.0 5.5 6.5mm

Code
HT78017



INSULATED SCREWDRIVER KIT 1,000 V

Contains 4 blade type & 3 Phillips type drivers. 1000V fully insulated. Various shaft lengths and tip sizes. Chrome-vanadium steel for extended wear. Also contains a neon 100V - 500V AC tester.

Code
HT550





Power & Lighting

□ AC Power Test Equipment

MASTECH AC VOLT & METAL DETECTOR

The non-contact AC voltage and metal detector senses AC voltage in sockets, walls, etc. Also traces electric wires and metal embedded in the wall. The detector is designed to international safety standards. Sound and light indications. Battery and manual included. Pocket sized.

Code
MS8902B



NON-CONTACT AC VOLTAGE DETECTOR

Professional Non-contact AC voltage detector tester. Practical and convenient way to test electrical lines and mains sockets. Suitable for detecting AC voltage ranging from 12V to 1000V, and distinguish them into 3 voltage levels. When sensing AC voltage, it will turn on a flashing red light and the buzzer will send out alarm sound. Pocket sized, easy to carry and use. It also has a handy built-in LED torch for working in the dark corners. Requires 2x AAA batteries (included).

Code
PM8908C



AC VOLTAGE DETECTOR

An Unique & Versatile Adjustable Non - Contact AC Voltage Detector. Which combines latest Digital Technology to detect AC Voltage from as low as 5 V AC. Sound and light feedback. Non-Contact AC Voltage Test from 5-1,000 V AC range (Adjustable Sensitive). Continuity check to identify 'Good Or Bad' like Bulb, Fuse etc. Power full long lasting white LED light flashing torch. Battery- 1.5V x 4 pcs. (LR44, AG13, L1154 etc.) [included]

Code
MS47NS3



MULTI VOLTAGE TESTER

CONTACT/NON-CONTACT TYPE TESTER

Easy, Safe, Quick and Accurate.
Non-contact from 70 V AC to 600 V AC.
Contact test from 70 V AC to 250 V AC.
DC voltage test: 0-250 V DC.
Polarity test: 1.5 V DC to 36 V DC.
Continuity check: 0 - 80 M ohms.
Checks operating condition of ionizer.
Detects microwave leakage: $\geq 5\text{mW/cm}^2$.
LR41 batteries included.

Code
MS18



NEON TEST SCREWDRIVER

ELECTRICIAN BLADE - INSULATED

Steel Blade Tip 5mm Mini Screw driver 145mm with a clear handle and inbuilt neon lamp that will indicate the presence of AC voltages 125-250Vac Ideal for tag strips, etc. as it will indicate if the screw is live! Safety 1st.

Code
HT500



STUD FINDER (5 IN 1)

MULTI-FUNCTION EASY READ TYPE

Wooden Stud Detection up to 15mm thickness of gyprock. Buzzer sounds with red LED blinks slow, Fast or steady. Detect $\Phi 20$ mm metal pipe depth 30mm. AC Voltage depth 50mm single sheath wire. Bonus Continuity check for fuse, bulbs, etc. and also a Built-in Polarity check (3V-24V DC). Auto power off - Low battery warning - 1x AAA Battery [not included].

Code
MS-68-10



STUD-FINDER

BAR-GRAPH DISPLAY & BEEPER

Locates wooden studs, joists, electrical wires and metal pipes in plasterboard or plywood walls. 20mm deep
REQUIRES 9V BATTERY

Code
SF10285



DIGITAL STUD FINDER (3 IN 1)

DISTANCE READOUT & BARGRAPH

Locate studs, find metal objects and detect AC voltage. Displays Large 2 digits numeric 99 counts for accurate reading of test result and 9 bar display indicate high sensitively sensing level. Detection of - Stud up to 38mm thick Gyprock with 2x4 inches stud, ACV minimum 30mm and Metal minimum 50 mm when pipe is $\Phi 20$ mm. Measuring accuracy - $\pm 5\text{mm}$
Audible multitone.
2x AAA Batteries required.

Code
MS-68-11



MULTIMETER PEN NCD/SPT DETECTOR - MEET®

NON-CONTACT AC DETECTION / SINGLE PROBE TEST

This pen size digital multimeter detector can be use to measure AC and DC voltage, resistance, continuity. NCD: non-contact AC displays signal strength. SPT: single probe test to safely identify Live/hot, neutral and ground. Size: 161x24x24mm.

Code
MS-DTP1A



DIGITAL MULTIMETER PALM - MEET®

NON-CONTACT AC DETECTION / SINGLE PROBE TEST

This pen size digital multimeter detector can be use to measure AC and DC voltage, resistance, continuity, C° (Req. "K" probe). NCD: non-contact AC displays signal strength. SPT: single probe test to safely identify live/hot, neutral and ground. Size: 100x80x33mm.

Code
MS-2072T



DIGITAL MULTIMETERS

TOOLS SECTION 07

